

Fresh Paint

Conference Edition

in  FOCUS
EDUCATION THROUGH THE
ARTIST'S LENS

#FAEA2015

Florida Art Education Association
2015 Annual Conference Program
October 8-11, 2015, Naples, FL



www.faea.org

IT ALL STARTS WITH ART



Ringling College
of Art + Design

Bachelor's Degree programs in:

Advertising Design	Fine Arts
Business of Art & Design	Game Art & Design
Computer Animation	Graphic Design
Creative Writing	Illustration
Critical & Visual Studies	Interior Design
Digital Filmmaking	Motion Design
	Photography & Digital Imaging

Fall Preview Day:
November 7, 2015

National Portfolio Day:
January 24, 2016

Spring Preview Day:
February 13, 2016

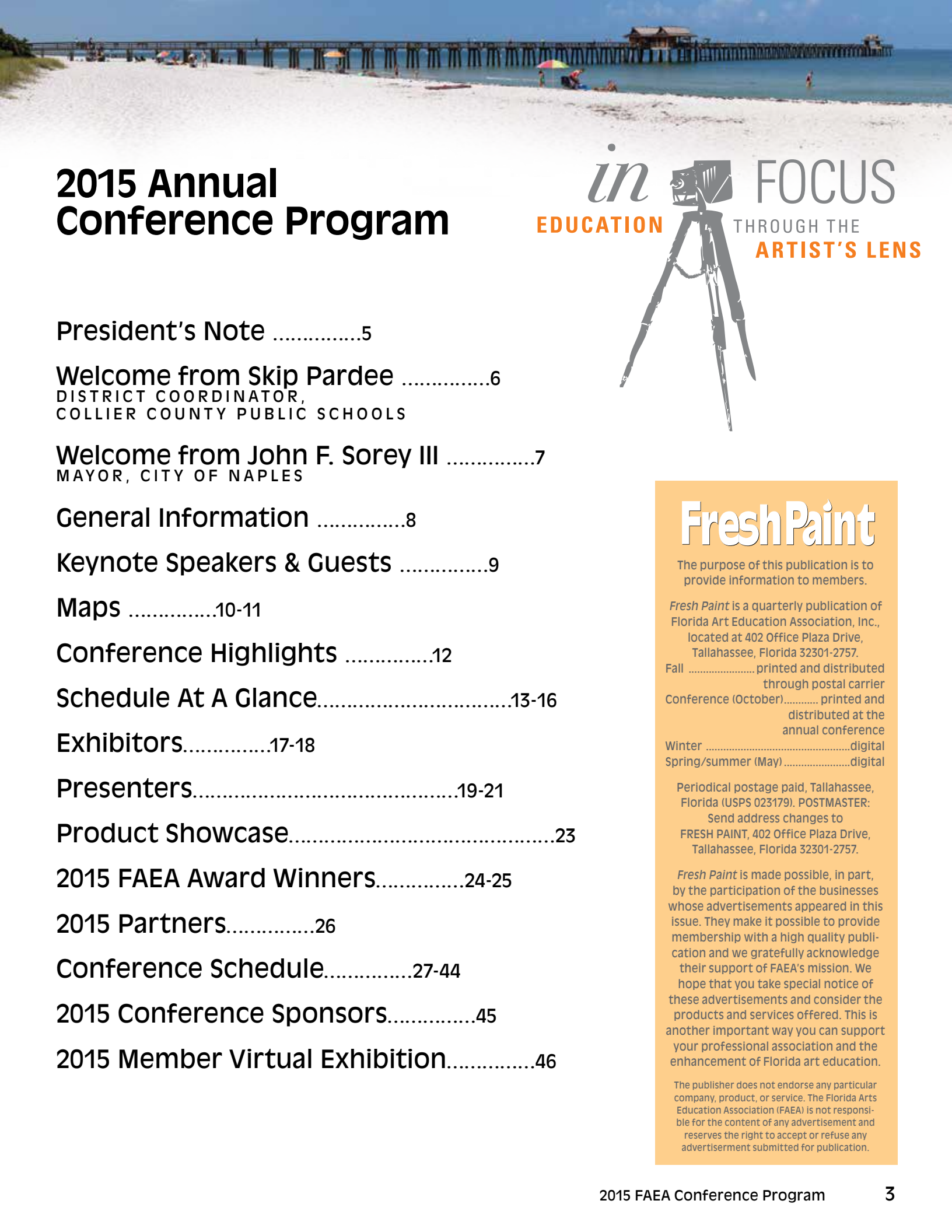
Summer Teacher Institute:
July 10-16, 2016

PreCollege:
June 26-July 23, 2016

www.ringling.edu

Typography and Illustration in chalk by
Casey Ligon '12, Advertising Design Major





2015 Annual Conference Program



President's Note5

Welcome from Skip Pardee6
DISTRICT COORDINATOR,
COLLIER COUNTY PUBLIC SCHOOLS

Welcome from John F. Sorey III7
MAYOR, CITY OF NAPLES

General Information8

Keynote Speakers & Guests9

Maps10-11

Conference Highlights12

Schedule At A Glance.....13-16

Exhibitors.....17-18

Presenters.....19-21

Product Showcase.....23

2015 FAEA Award Winners.....24-25

2015 Partners.....26

Conference Schedule.....27-44

2015 Conference Sponsors.....45

2015 Member Virtual Exhibition.....46

FreshPaint

The purpose of this publication is to provide information to members.

Fresh Paint is a quarterly publication of Florida Art Education Association, Inc., located at 402 Office Plaza Drive, Tallahassee, Florida 32301-2757.

Fall printed and distributed through postal carrier
Conference (October)..... printed and distributed at the annual conference

Winterdigital
Spring/summer (May)digital

Periodical postage paid, Tallahassee, Florida (USPS 023179). POSTMASTER: Send address changes to FRESH PAINT, 402 Office Plaza Drive, Tallahassee, Florida 32301-2757.

Fresh Paint is made possible, in part, by the participation of the businesses whose advertisements appeared in this issue. They make it possible to provide membership with a high quality publication and we gratefully acknowledge their support of FAEA's mission. We hope that you take special notice of these advertisements and consider the products and services offered. This is another important way you can support your professional association and the enhancement of Florida art education.

The publisher does not endorse any particular company, product, or service. The Florida Arts Education Association (FAEA) is not responsible for the content of any advertisement and reserves the right to accept or refuse any advertisement submitted for publication.

Thank You to our Advertisers

Ringling College of Art + Design IFC
 Florida School of the Arts Page 3
 Art Sytems of Florida Page 12
 Bare Books Page 21
 Davis Page 23
 Blick Art Materials IBC
 Interlochen Center for the Arts BC



florida
School of the Arts

Studio Art: Painting, Drawing, Ceramics,
 Sculpture, Printmaking,

New Media Design: Graphic Design,
 Photography, Web Design,
 Motion-Graphics, Video

FloArts.org

Join us on Facebook!



**FAEA 2014-2015
 BOARD OF DIRECTORS**

EXECUTIVE COMMITTEE

- Karen Nobel,**
President Karen.faea@gmail.com
Nicole Crane, PhD,
President-elect nicole.faea@gmail.com
Mabel Morales,
Past President past.president.faea@gmail.com
Britt Feingold,
Secretary britt.feingold@palmbeachschools.org

DIVISION DIRECTORS

- Elementary*
Joanna Davis-Lanum joanna.davis-lanum@sarasotacounty.net
Middle School
Anni Christie anni.faea@gmail.com
High School
Marty Loftus loftusm@pcsb.org
Higher Education
Susannah Brown, PhD susannah.faea@gmail.com
Museum
Elizabeth Miron emiron@mocajacksonville.org
Supervisor/Administration
Ashley Spero ashley.faea@gmail.com

APPOINTED POSITIONS

- Districts Assembly*
Elizabeth "Bizzy" Jenkins bizzy.faea@gmail.com
Retirees Representative
William "Bill" Chiodo tropicbill@aol.com

MEMBERS-AT-LARGE

- Pam Brown** pam.faea@gmail.com
Lark Keeler ark.keeler@saintandrews.net
Roxana Cocina rcarolinacocina@gmail.com

BOARD CONSULTANT

- Kathleen D. Sanz, PhD** kdsanz@faea.org

The mission of the Florida Art Education Association is to promote art education in Florida through professional development, service, advancement of knowledge, and leadership. The vision of the Florida Art Education Association, hereinafter designated as FAEA or as the Association, is to provide art teachers with the knowledge, skills, and support that will ensure the highest quality instruction possible to all students in Florida.



Karen Nobel
President, FAEA

Welcome to Naples!

As we begin our 63rd Annual Conference and prepare to put Visual Arts education "In Focus," I can truly say that everyone involved in the planning of this event has worked hard to bring you what we feel will be a truly inspiring and unprecedented experience. We could not be more honored to welcome as our keynote speaker famed artist and local Florida treasure, Clyde Butcher, as the perfect complement to our theme, "IN FOCUS: Education through the Artist's Lens." Few artists have captured the landscape and devoted their life to doing so the way that Clyde Butcher has in his esteemed career of more than 50 years. As fascinating as the work he produces is the artist himself, who first became a photographer because, as an architect, his drawing skills were so limited that he discovered photography as a way to communicate his ideas. We are all looking forward to hearing him speak and sharing in his stories.

Since our announcement in February of our keynote speaker, there has been so much buzz about this conference and theme that the list of distinguished guests and speakers has grown. We are pleased to welcome Xavier Cortada, an American painter whose work has been exhibited in venues across North and South America, Europe, and Africa. Nan Williams, FAEA's Lifetime Achievement Award winner will be speaking, as will Jeff Broome from Florida State University and NAEA. We are excited to be holding the conference here in Naples for the

next two years, and Naples is providing a very warm welcome as we will be joined by Skip Pardee, Collier County's Coordinator of Fine Arts, Dr. Kamela Patton, Superintendent of Schools in Collier County, and City of Naples Mayor John Sorey. In this year where FAEA has chosen to focus on Advocacy, I can't think of a more fantastic lineup of guests, speakers, and a local artist who has built a huge following because he found a voice through one area of the Visual Arts, even when his skills were limited in another.

Each year, the FAEA Annual Conference program is packed with fantastic workshops, presentations, and forums, and this year is no exception. Let us not forget to send a special thank you to Board Member and Conference Chairperson, Lark Keeler, for her time and dedication. We are also so grateful for the many visual arts leaders who have taken the time from their busy schedules to share their experience and knowledge. As always, our conference would not be possible without the generous support of our sponsors and vendors, and we are grateful for their dedication in helping FAEA provide an outstanding conference, as well as, first-rate services throughout the year for our growing membership. In addition to the many workshops, presentations, and the general sessions, a number of wonderful events and excursions have been planned to enrich your creative spirit during our time in Naples. On Thursday evening, join us at the Baker Museum for

our presentation of the Member's Virtual Exhibition. Journey with us on Friday night to the beautiful von Liebig Art Center, home of the Naples Art Association, where we will enjoy a beautiful reception courtesy of the Ringling College of Art + Design. On Saturday, our celebration comes to a close with the FAEA Black and White Gala in the Vista Ballroom here at the Naples Grande. We invite you to get creative for our costume contest during the gala with fabulous prizes to be awarded for the best interpretation of the theme.

With another school year just getting underway, I can think of no better time for all of us to come together to share, socialize, learn, and create as we draw inspiration to put our personal and professional growth "In Focus." As artists and educators, we understand the value that the Visual Arts bring to the curriculum and creating a truly well rounded approach to learning. It is my hope that, through what you will gain from your experiences here in Naples this week, that you will find new ways to continue to inspire creative learning both in your classroom and community. We will leave Naples knowing our new Board for the 2016-2017 term who, under the guidance of the highly capable and accomplished Dr. Nicole Crane and with the strength and the daily difference our members make each day, will ensure that Florida continues to grow as a leading advocate and example among states for the role of the Visual Arts in education.

Yours in Art Education,

Karen Nobel
Karen Nobel
President, FAEA



CCPS

Collier County
Public Schools

Curriculum and Instruction
Fine Arts Department

Greetings and Welcome to Collier County,

We are thrilled to welcome you to Naples for the 2015 Florida Art Educators Conference here at the Naples Grande! Our organization has been preparing for your arrival for many months and we are extremely excited to begin this week of professional development and camaraderie amongst teachers in the visual arts.

The Collier County Public Schools have many community partners that assist us in providing exceptional artistic experiences for our 45,000+ students, and we thank all of those groups for their continued support of Fine Arts education. A specific thank you to Artis-Naples and the education team led by Bonnie Thayer and Jessica Wozniak, who tirelessly work to advance arts education in our schools. Also a warm thanks to Aimee Schlehr of the Naples Art Association, who has promoted student artwork and organized scholarship and summer programs for our students.

I would certainly be remiss if I did not mention a very special group, the Collier County Art Teachers Association (CCATA). This organization provides our teachers and students with pedagogic and advocacy support in the visual arts, and has chosen to do so at FAEA through the creation of the beautiful Gala centerpieces you will see this weekend. Thank you CCATA!

We hope you enjoy the Conference and your stay here in Naples!

Artistically yours,

Skip Pardee

District Coordinator, Fine Arts (K-12)
Collier County Public Schools

Today's Learners • Tomorrow's Leaders

5775 Osceola Trail | Naples, Florida 34109 | p: 239.377.0104 | f: 239.377.0548
e: PardeH@collierschools.com | www.collierschools.com



City of Naples

JOHN F. SOREY III
MAYOR

Welcome to Naples!

On behalf of the City of Naples, I would like to welcome you to our beautiful, thriving community! We are so proud to host you here for the 2015 Florida Art Educators Conference. We can think of no prettier venue than the sugar sands of our Naples Beaches, at one of our premiere resort hotels, the Naples Grande.

The arts have long been engrained into our community, and we take pride in our many community organizations that have taken up residence here to advance the arts and arts education. We are especially proud of our partnerships with our local governments and agencies that ensure the arts continue to thrive in our community. An essential partnership is the one we maintain with the Collier County Public Schools under the leadership of Dr. Kamela Patton, our Superintendent, who has made a commitment to the arts through financial and pedagogic supports.

Outside of my duties as the Mayor of Naples, I proudly serve as an arts advocate as the Executive Director of the Naples Players at Sugden Community Theatre. So, I can relate to the challenges of arts support in any community. In Naples, we are so fortunate to reside in a place that puts arts education and integration at the forefront.

While you are with us this week, I invite you to enjoy the many sights our gorgeous community offers - take advantage of downtown Naples on 5th Avenue, 3rd Street South or enjoy the fantastic shopping in the Waterside Shoppes. Visit some of the nation's top restaurants right here in Naples, but most of all, take in the beautiful museums and outdoor scenery we boast in our community.

Thank you for all you do daily for our students in the State of Florida. Your work inspires our students to express themselves, be imaginative, and creative. You truly make a difference in the lives of our students.

Thank you, and welcome to Naples!

Artistically yours,

John F. Sorey, III, MAYOR

735 EIGHTH STREET SOUT H • NAPLES, FLORIDA: 34102-6796

TELEPHONE (239) 2 1 3- 1000 FAX (239) 2 1 3- 1 010 CELL (239) 248- 1 550
EMA IL: Mayor@ Naplesgov.com

General Information

Conference Etiquette

While you are with us, please follow a few simple guidelines:

- Please only enter workshops during breaks between individual presentations.
- When you enter a workshop, please only take a handout if you plan on staying for the duration of the event.
- Please keep unnecessary noise and conversation, both immediately outside and inside the conference rooms to a minimum.
- Once the workshop is completed, please continue conversations outside of the workshop room so the next presenter can set up.
- Do become involved in discussions, and please show courtesy to the presenter.
- Materials, samples, artwork, etc. should remain with the presenter and exhibitors unless you are instructed otherwise.
- Please wear your name tag prominently so you can be readily identified as an official registrant, and for ease of communication.
- Cell phones should be turned off during all sessions and presentations.

Non-Ticketed vs Ticketed Workshops, Presentations and Special Events

The following sessions, exhibits, receptions, and special events are all part of the conference registration fee.

- Art Forum Sessions
- General Sessions
- Commercial Exhibit Hall
- Member Virtual Exhibition Reception
- Artist Bazaar
- Open Studio
- Welcome Reception

Ticketed workshops that include an additional registration and fee are:

- Mini Studio Workshops
- Half Day Workshops

Ticketed special events that require an additional fee are:

- Awards Breakfast
- Black and White Gala



Off-Site Locations

Artis-Naples: Baker Museum and Stabile Building
5833 Pelican Bay Boulevard, Naples, FL 34108

Naples Art Association The von Liebig Art Center
585 Park Street, Naples, FL 34102

Barron G. Collier High School
5600 Cougar Dr, Naples, FL 34109

Conference Registration Refund Policies

1. Full registration refunds are available for cancellation requests made through September 30.
2. No registration refunds will be made for cancellations made after September 30, except for emergency situations. These will be reviewed on a case-by-case basis.
3. Refunds must be requested in writing (e-mail to info@faea.org).
4. Emergency-related requests for refunds must be received no later than October 31. Requests received after that date will not be processed.
5. All refunds will be issued after the conference is completed.
6. Raffle tickets, special event tickets and membership are all non-refundable.

Conference Registration Information

<i>Registration Fees</i>	<i>OnSite Fee</i>
<i>Members</i>	<i>\$160</i>
<i>Undergraduates</i>	<i>\$80</i>
<i>Retired FAEA</i>	
<i>Member*</i>	<i>Complimentary Conference Registration</i>
<i>Half Day Studio</i>	<i>\$30</i>
<i>Mini Studio</i>	<i>\$5</i>
<i>Awards Breakfast</i>	<i>\$35</i>
<i>Gala</i>	<i>\$35</i>

VIP (includes principals, superintendents)* *Complimentary Conference Registration*

*All retired FAEA members and VIP guests must register to attend the conference. Any paid workshops require additional registration fees.

Keynote Speakers

Clyde Butcher


Born in Kansas City, Missouri, Butcher did not always have his eyes set on photography. A childhood hobby of drawing boat designs became a career after he graduated with an architecture degree from California Polytechnic State University.

Butcher began photographing landscapes in black and white and eventually left the architecture field in 1970 to exhibit his photographs at art festivals. Butcher moved to Ft. Meyers, Florida and would later connect on a spiritual level to the Big Cypress National Preserves where he often photographed, finding that it was a place of healing after the death of his son. Butcher destroyed his color photographs and vowed to use only black and white film.

Butcher has received several awards, such as the Artist Hall of Fame Award, the Lifetime Achievement Award from the North American Nature Photography Association, the 2011 Distinguished Artist Award from the Florida House in Washington, D.C. and Humanitarian of the Year for 2005 from the International University.

Butcher has completed several Public Broadcasting programs on the environment of Florida, three of which are award-winning documentaries.

For more information on the life and work of Clyde Butcher, visit his website, www.clydebutcher.com.



Xavier Cortada

Xavier Cortada, is a painter known for his environmentally-oriented artwork. Cortada was born in Albany, New York, but currently resides in Miami where he attended school at the University of Miami, receiving a Bachelor's in Psychology, a Master's in Public Administration, and a Juris Doctor from University of Miami's College of Law.

Cortada is an Artist-In-Residence collaborating with scientists to raise awareness and depict important scientific discoveries. "I'm an artist and science is my muse," Cortada stated at a Tedx Talk given at Florida International University in 2013. Cortada's art pieces are dynamic; as a fellow for the Antarctic Artist and Writer's Program, he used the moving ice sheet beneath the South Pole as an instrument to mark time. The art piece will be completed in 150,000 years.

His art is highly sought after, as he has been commissioned to create art for the White house, the World Bank, the Florida Supreme Court, the Florida Governor's Mansion, and many more. Famous brand names, such as Nike, Heineken, Hershey's, and General Mills have commissioned his art. His works has been seen on National Geographic TV and the Discovery Channel.

To see samples of Xavier Cortada's work, visit his website, www.cortada.com.



FAEA Conference Guest

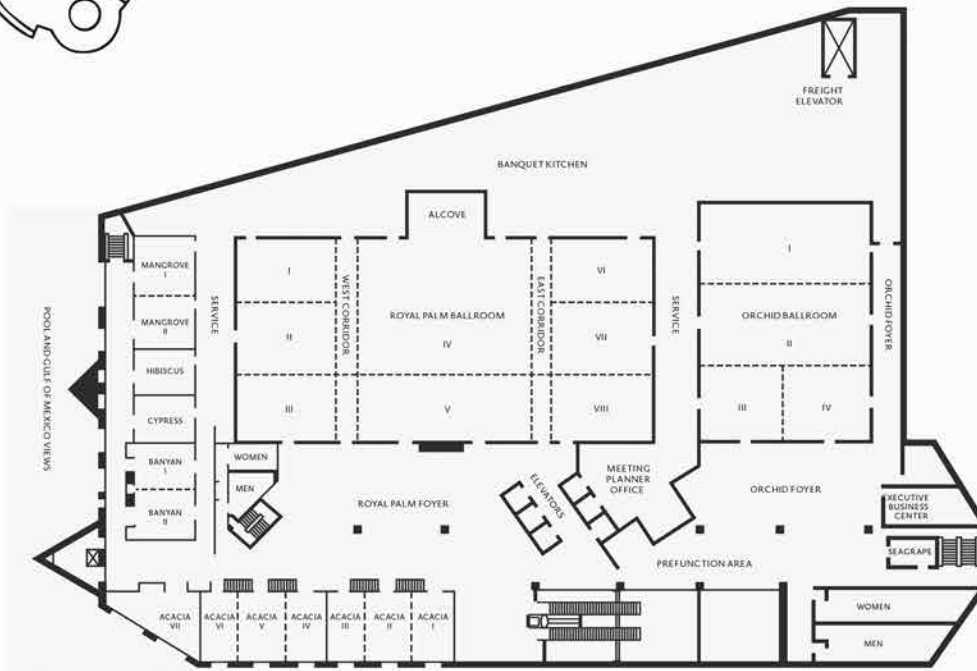
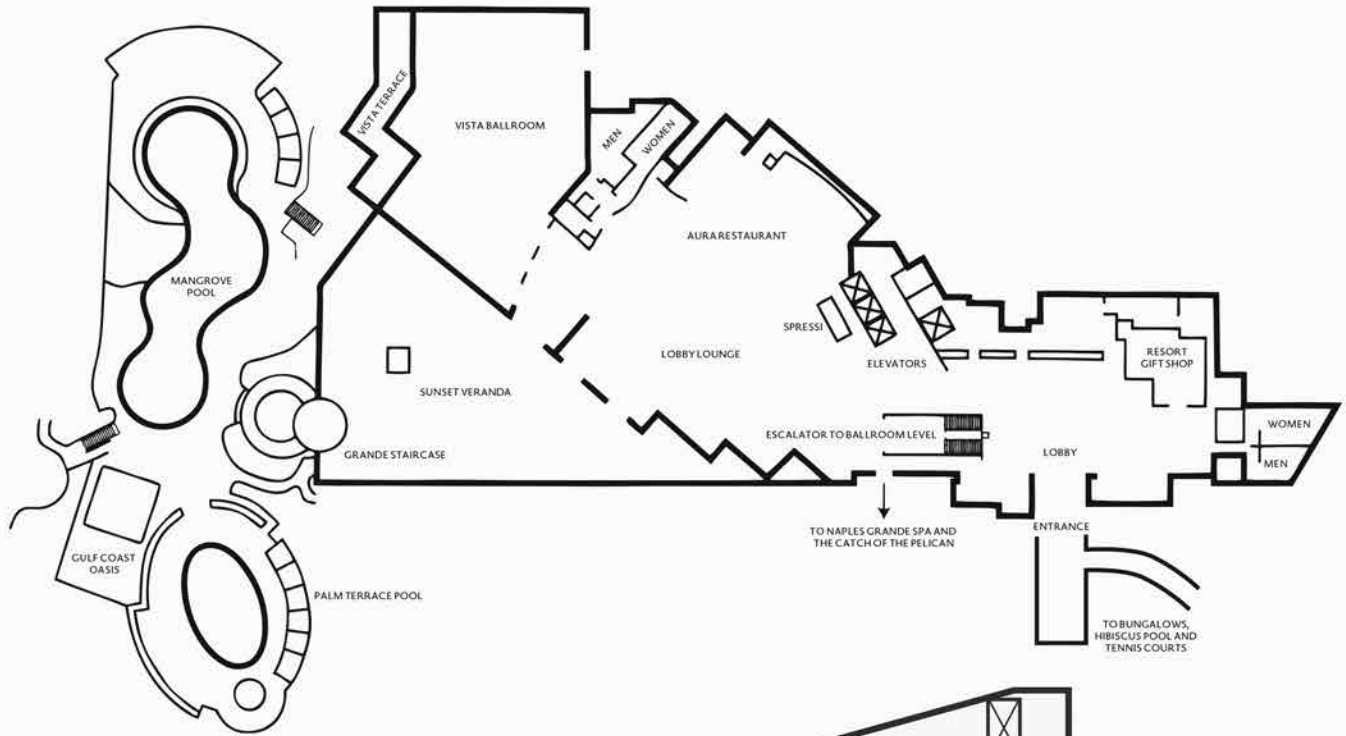
FAEA is excited to announce that *New York Times* best-selling author and artist, Matthew Reinhart, will be returning to FAEA's annual fall conference this year. Reinhart studied industrial design (concentrating in toy design) at the Pratt Institute in Brooklyn before finding his calling as a pop-up book maker. His award winning pop-up titles include the best-selling *Encyclopedia Prehistorica* series, his *Encyclopedia Mythologica* series, *Star Wars: Pop-Up Guide to the Galaxy*, *Cinderella: A Pop-Up Fairy Tale*, *The Jungle Book*, among many others. He works and lives in New York City, but calls Miami his second home.





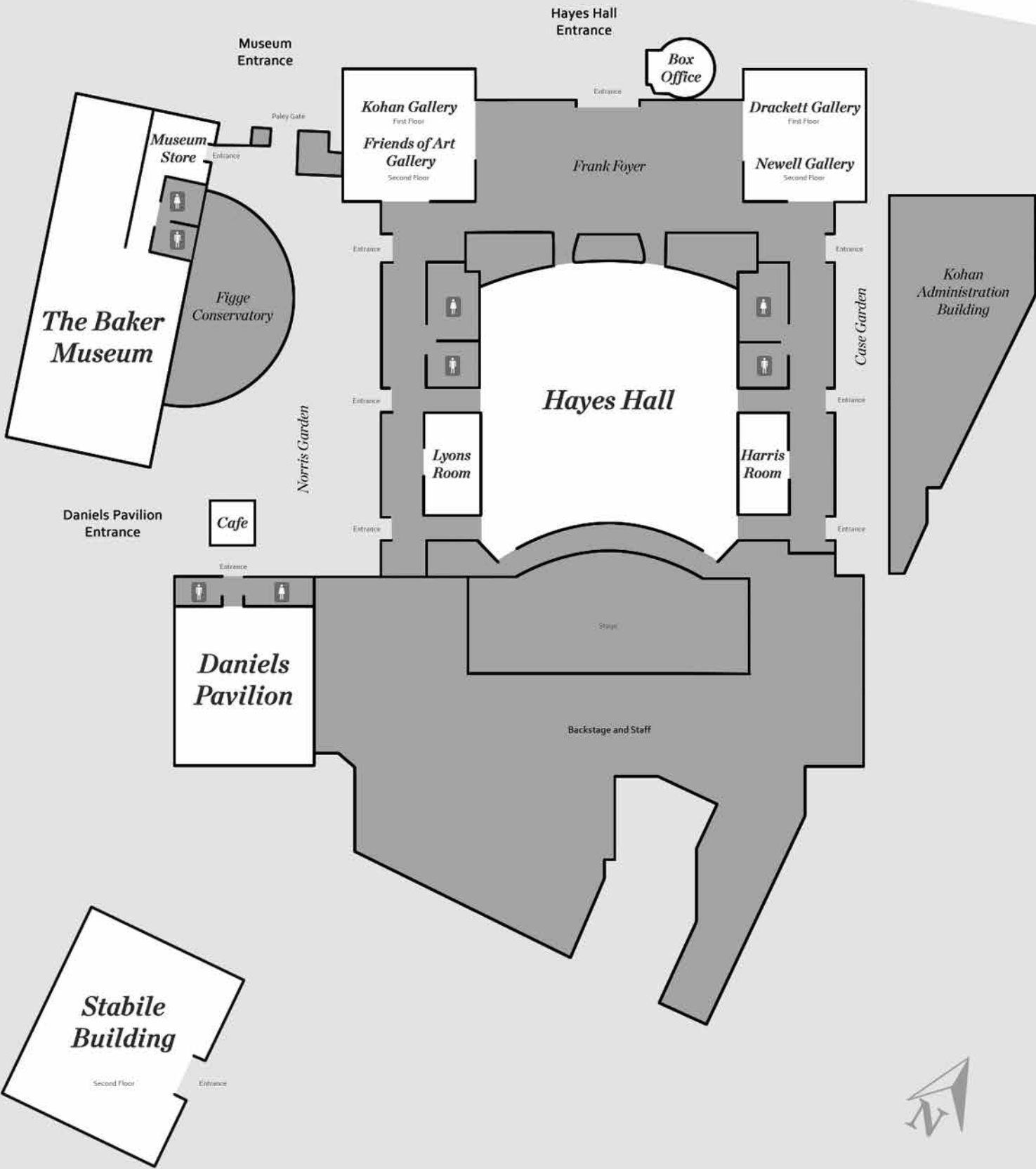
NAPLES GRANDE

BEACH RESORT



Artis—Naples

Campus Map



Conference Highlights

THURSDAY

Hands-on Workshops

8:45 am-8:00 pm
Tickets Required

Art Forum Sessions

8:30 am-3:45 pm

General Session

Keynote Speaker:

Xavier Cortada

4:00 pm-5:30 pm

Member Virtual Exhibition and Reception

The Baker Museum

8:00 pm-9:30 pm

FRIDAY

Exhibit Hall Open

8:30 am-1:00 pm
2:15 pm-4:30 pm

Hands-on Workshops

8:00 am-4:30 pm

Tickets Required

Art Forum Sessions

8:00 am-3:30 pm

Division Meetings

1:00 pm-2:15 pm

General Session

Keynote Speaker:

Clyde Butcher

5:00 pm-6:15 pm

Welcome Reception

Sponsored by Ringling

College of Art and Design

The von Liebig Center

7:00 pm-9:00 pm

Artist Bazaar

9:30 pm-11:00 pm

Open Studio with Empty

Bowls: Naples

9:30 pm-11:00 pm

SATURDAY

Awards Breakfast

7:30 am-8:30 am

Tickets Required

Exhibit Hall Open

8:30 am-1:30 pm

Hands-on Workshops

10:00 am-5:30 pm

Tickets Required

Art Forum Sessions

9:45 am-5:00 pm

Big Giveaway for New Teachers

1:30 pm-2:30 pm

Black and White Gala

7:00 pm-11:00 pm

Tickets Required

SUNDAY

Hands-on Workshops

8:45 am-10:45 am

Tickets Required



www.artsystemsfl.com

1740 SR 436 Winter Park FL, 32792

Phone • 407 679 4700

Toll Free • 1 800 769 0946



Pentallic Black Sketchbook Hardbound and Wirebound

Heavy 70lb paper. Hard black covers are extremely durable.

4in x 6in 5.5in x 8in 8.5in x 11in

Reg. Price \$5.29 Reg. Price \$9.49 Reg. Price \$14.50

\$2.08 **\$3.69** **\$5.79**

**40%
OFF**

**Faber Castell Premium
Children's Art Products**



Books

Northlight
**40%
OFF**

Quayside
and Random
**30%
OFF**

Prices valid for one week after conference.



Schedule At A Glance

THURSDAY		
8:00am–4:00pm	Registration Open	
8:30am–9:30am	<i>Art Forum: How to Break Bad in Clay</i>	NGBR, Royal Palm 8
8:30am–9:30am	<i>Art Forum: Thinking outside the Egg</i>	NGBR, Acacia 4
8:30am–9:30am	<i>Art Forum: Elementary Portfolios with Purpose</i>	NGBR, Royal Palm 7
8:45am–10:45am	<i>Mini Studio: Classroom Still Life + Fresh Approaches = Creative Solutions!</i>	NGBR, Banyan 1-2
8:45am–10:45am	<i>Mini Studio: Making the MOST of Your 30 Minute Art Periods!</i>	NGBR, Hibiscus
8:45am–10:45am	<i>Mini Studio: Look! Listen! And Learn!</i>	NGBR, Mangrove 1-2
8:45am–10:45am	<i>Mini Studio: The Paper Architect</i>	NGBR, Cypress
8:45am–11:45am	<i>Half-Day Studio: Introduction to Encaustic</i>	NGBR, Orchid 3
8:45am–11:45am	<i>Half-Day Studio: Kinetic Abstract Relief</i>	NGBR, Orchid 4
9:00am–11:00am	<i>Mini Studio: Drawing with Sticks</i>	The Baker Museum, Stabile Bldg.
9:00am–11:00am	<i>Mini Studio: Painting Like an Artist</i>	The Baker Museum, Stabile Bldg.
9:45am–10:45am	<i>Art Forum: Connecting to Culture – Exploratory Journey Through India For All</i>	NGBR, Royal Palm 6
9:45am–10:45am	<i>Art Forum: Museum as Classroom: Leading Teens on a Hero's Journey in Art and Literature</i>	NGBR, Acacia 4
9:45am–10:45am	<i>Art Forum: Art on a Cart: Solutions for the Classroom-less</i>	NGBR, Royal Palm 7
9:45am–10:45am	<i>Art Forum: Steal Like an Artist - Cultivating Personal Voice</i>	NGBR, Royal Palm 8
11:00am–12:00pm	<i>Art Forum: Dali & da Vinci: Minds, Machines and Masterpieces</i>	NGBR, Royal Palm 8
11:00am–12:00pm	<i>Art Forum: Exploring the Wynwood Walls</i>	NGBR, Royal Palm 7
11:00am–12:00pm	<i>Art Forum: Hats Off to History!</i>	NGBR, Acacia 4
11:00am–12:00pm	<i>Art Forum: Teaching the Holocaust in ART</i>	NGBR, Royal Palm 6
11:15am–1:15pm	<i>Mini Studio: M.I.N.T.S.</i>	NGBR, Acacia 5-6
11:15am–1:15pm	<i>Mini Studio: Printmaking Made Easy!</i>	NGBR, Banyan 1-2
11:15am–1:15pm	<i>Mini Studio: Exploring Analogous Patterns - Using Paper Stencils and Glaze</i>	NGBR, Cypress
11:15am–1:15pm	<i>Mini Studio: Keith Haring for Middle Schoolers</i>	NGBR, Hibiscus
11:15am–1:15pm	<i>Mini Studio: Clay Critters, Comprehension Critters</i>	NGBR, Mangrove 1-2
11:15am–1:15pm	<i>Mini Studio: Graffiti - How Do We Decide What Is Beauty?</i>	The Baker Museum
11:15am–1:15pm	<i>Mini Studio: Repoussé Candle Boxes</i>	The Baker Museum
12:15pm–1:15pm	<i>Art Forum: Arts Collaboration Designing Solutions for Art, Work, and Life Honors</i>	NGBR, Acacia 4
12:15pm–1:15pm	<i>Art Forum: Making a Sand Mandala: One Cup at a Time Will Bring Pride and Community to Your School</i>	NGBR, Royal Palm 6
12:15pm–1:15pm	<i>Art Forum: Primary Art Projects Using Children's Literature</i>	NGBR, Royal Palm 7
12:15pm–1:15pm	<i>Showcase Art Forum: Exciting Pencil Techniques for Mixed Media Art</i>	NGBR, Royal Palm 8
12:30pm–3:30pm	<i>Half-Day Studio: Beautiful Beaded Bag</i>	NGBR, Orchid 3
12:30pm–3:30pm	<i>Half-Day Studio: Rust Printing</i>	NGBR, Orchid 4
1:30pm–3:30pm	<i>Mini Studio: Foil Action Figures</i>	The Baker Museum, Stabile Bldg.
1:30pm–3:30pm	<i>Mini Studio: Mixed Media: Glue, Sand, and Paint</i>	The Baker Museum, Stabile Bldg.
1:45pm–3:45pm	<i>Showcase Mini Studio: Ball Point Engraving</i>	NGBR, Acacia 5-6
1:45pm–3:45pm	<i>Mini Studio: Homage to the Square</i>	NGBR, Banyan 1-2
1:45pm–3:45pm	<i>Mini Studio: Artist Books & Eco-Printing</i>	NGBR, Cypress
1:45pm–3:45pm	<i>Mini Studio: Unbe"WEAVE"able Art Lessons for the Elementary Art Room</i>	NGBR, Hibiscus
1:45pm–3:45pm	<i>Mini Studio: The Poetic Classroom: Using Poetry to Engage Students in Artmaking</i>	NGBR, Mangrove 1-2
2:45pm–3:45pm	<i>Art Forum: Great Art Without a Great Schedule</i>	NGBR, Acacia 4

Schedule At A Glance

4:00pm–5:30pm	General Session 1 <i>Keynote event open to all who are registered.</i>	NGBR, Royal Palm 6-8 & EC
6:00pm–8:00pm	<i>Mini Studio: Textured Dragons and Castles</i>	NGBR, Banyan 1-2
6:00pm–8:00pm	<i>Mini Studio: Pyramid Power!</i>	NGBR, Cypress
6:00pm–8:00pm	<i>Mini Studio: City Tour</i>	NGBR, Hibiscus
6:00pm–8:00pm	<i>Mini Studio: No time for an Art Club?</i>	NGBR, Mangrove 1-2
6:00pm–8:00pm	<i>Mini Studio: Silkscreen: A Printmaking Technique</i>	NGBR, Orchid 3
06:00pm–08:00pm	<i>Mini Studio: Reduction Block Printing</i>	NGBR, Orchid 4
8:00pm–9:30pm	Member Virtual Exhibition and Reception	The Baker Museum

FRIDAY

7:30am–04:30pm	Registration Open	
8:00am–9:00am	<i>Art Forum: The STEAM Machine</i>	NGBR, Royal Palm 8
8:00am–9:00am	<i>Art Forum: Pendulum Painting Lesson</i>	NGBR, Royal Palm 7
8:00am–9:00am	<i>Art Forum: Creating the Future with Digital Arts Camps</i>	NGBR, Acacia 4
8:00am–10:00am	<i>Showcase Mini Studio: Exploring Abstract Expressionism with Liquitex Acrylics</i>	NGBR, Acacia 5-6
8:00am–10:00am	<i>Mini Studio: Pinterest Favorites</i>	NGBR, Banyan 1-2
8:00am–10:00am	<i>Mini Studio: Give Us a Hand: Casting with Flex Wax</i>	NGBR, Cypress
8:00am–10:00am	<i>Mini Studio: Time-Lapse Teaching: Innovative Approaches to Teaching Philosophies and Artist Statements</i>	NGBR, Hibiscus
8:00am–10:00am	<i>Mini Studio: Silkscreening on Ceramics</i>	NGBR
8:15am–10:15am	<i>Art Forum: PhotoWalk</i>	NGBR, Lobby
8:30am–1:00pm	Commercial Exhibit Hall	NGBR, Royal Palm 1-5
9:00am–12:00pm	<i>Half-Day Studio: Monoprint Lab—Printing Without a Press</i>	NGBR, Orchid 4
9:00am–12:00pm	<i>Half-Day Studio: Wax On!</i>	The Baker Museum, Stabile Bldg.
9:00am–12:00pm	<i>Half-Day Studio: Art History & the Artistic Approach of Gaming Design</i>	The Baker Museum, Stabile Bldg.
9:00am–12:00pm	<i>Half-Day Studio: Ndebele Dolls</i>	The Baker Museum, Stabile Bldg.
9:00am–12:00pm	Art Supervisors' Meeting	NGBR, Acacia 2-3
9:15am–10:15am	<i>Art Forum: Digital Awareness in the Art Room with Audience Participation</i>	NGBR, Royal Palm 8
9:15am–10:15am	<i>Art Forum: Compositional Secrets of Leonardo da Vinci – A Visual Analysis</i>	NGBR, Royal Palm 7
9:15am–10:15am	<i>Art Forum: Digital Artist Statements</i>	NGBR, Royal Palm 6
9:15am–10:15am	<i>Art Forum: Redeveloping Lessons Around Design Problems: From Foundation to AP</i>	NGBR, Acacia 4
10:30am–11:30am	<i>Art Forum: Making Cultural Connections: Creating a “Mini-Gallery” in Your Classroom</i>	NGBR, Royal Palm 6
10:30am–11:30am	<i>Art Forum: Staying Artistically Alive as Art Educators</i>	NGBR, Royal Palm 7
10:30am–11:30am	<i>Art Forum: The Fund 4 Design & ART Education</i>	NGBR, Acacia 4
10:30am–11:30am	<i>Showcase Art Forum: Ten Techniques for WOW Watercolor Pencil Art</i>	NGBR, Royal Palm 8
10:30am–12:30pm	<i>Mini Studio: Text as Art</i>	NGBR, Banyan 1-2
10:30am–12:30pm	<i>Mini Studio: The Amazing Balancing Art</i>	NGBR, Cypress
10:30am–12:30pm	<i>Mini Studio: The Paper Architect</i>	NGBR, Hibiscus
10:30am–12:30pm	<i>Mini Studio: Colorful Glazing on Greenware</i>	NGBR, Mangrove 1-2
10:30am–12:30pm	<i>Mini Studio: Full STEAM Ahead!</i>	NGBR, Acacia 5-6
11:45am–12:45pm	<i>Art Forum: Born to Blog</i>	NGBR, Royal Palm 7
11:45am–12:45pm	<i>Art Forum: Robots, Recycling, and Enrichment: Visual Arts Education in a Title 1 Elementary School</i>	NGBR, Royal Palm 6
11:45am–12:45pm	<i>Art Forum: 100+ Years of Wisdom for Novice Art Teachers</i>	NGBR, Acacia 4
11:45am–12:45pm	<i>Showcase Art Forum: Digital Curriculum and 21st Century Art Education</i>	NGBR, Royal Palm 8
12:00pm–1:00pm	<i>Art Forum: Future Art Teacher's Forum</i>	NGBR, Acacia 2-3
1:00pm–2:15pm	Elementary School Division Meeting	NGBR, Royal Palm 6
1:00pm–2:15pm	Middle School Division Meeting	NGBR, Royal Palm 7

Schedule At A Glance

1:00pm-2:15pm	High School Division Meeting	NGBR, Royal Palm 8
1:00pm-2:15pm	Higher Education Division Meeting	NGBR, Acacia 4
1:00pm-2:15pm	Museum Division Meeting	NGBR, Acacia 5-6
1:00pm-2:15pm	Retirees Group Meeting	NGBR, Acacia 2-3
2:15pm-4:30pm	Commercial Exhibit Hall	NGBR, Royal Palm 1-5
2:30pm-3:30pm	Showcase Art Forum: Expand and Deepen Your Curriculum with 30,000 Digital Images	NGBR, Acacia 5-6
2:30pm-4:30pm	Mini Studio: Giacometti-Inspired Sculpture	NGBR, Banyan 1-2
2:30pm-4:30pm	Mini Studio: Charcoal Drawing	NGBR, Cypress
02:30pm-04:30pm	Mini Studio: It's a Piece of Cake! Art of Wayne Thiebaud	NGBR, Hibiscus
2:30pm-4:30pm	Mini Studio: Art is all fun and GAMES	NGBR, Mangrove 1-2
2:30pm-4:30pm	Mini Studio: Pablo Picasso - Jazzy Art and Music	NGBR, Orchid 3
2:30pm-4:30pm	Mini Studio: FAN-Tastic Mini Folding Fans with Chinese Brush Watercolor Markers	NGBR, Orchid 4
2:30pm-4:30pm	Mini Studio: Inexpensive Printmaking: All You Need is a Knife and Some Cardboard	The Baker Museum, Stabile Bldg.
2:30pm-4:30pm	Mini Studio: Photo Compositing	The Baker Museum, Stabile Bldg.
2:30pm-4:30pm	Mini Studio: Water Bottle Wonders	The Baker Museum, Stabile Bldg.
2:30pm-4:30pm	Districts Assembly Meeting	NGBR, Acacia 2-3
5:00pm-6:15pm	General Session 2	NGBR, Royal Palm 6-8 & EC
7:00pm-9:00pm	Welcome Reception	The von Liebig Art Center
9:30pm-11:00pm	Artist Bazaar and Open Studio	NGBR, All Royal Palm Foyers

SATURDAY

7:30am-4:30pm	Registration Open	
7:30am-8:30am	FAEA Awards Breakfast (Ticket Required)	NGBR, Vista Ballroom
8:30am-1:30pm	Commercial Exhibit Hall	NGBR, Royal Palm 1-5
9:45am-10:45am	Art Forum: Tips and Tricks for Great Classroom Management	NGBR, Royal Palm 7
9:45am-10:45am	Art Forum: Tips for Keeping your Sanity in an Art Classroom	NGBR, Acacia 4
9:45am-10:45am	Art Forum: Art Education Reverberations	NGBR, Royal Palm 6
9:45am-10:45am	Art Forum: ArtTreks for All Kids Included: Inclusion of All Students in Museum Field Experiences	NGBR, Royal Palm 8
10:00am-12:00pm	Mini Studio: 21st Century Art Teacher: Honoring the Past, Creating the Future	NGBR, Acacia 2-3
10:00am-12:00pm	Mini Studio: Pastel Painting	NGBR, Acacia 5-6
10:00am-12:00pm	Mini Studio: Mindfulness Meditation with Expressive Mandala Creation	NGBR, Banyan 1-2
10:00am-12:00pm	Mini Studio: Fab Felts	NGBR, Cypress
10:00am-12:00pm	Mini Studio: Getting It All In: From Hypothesis Making to Creating Art	NGBR, Hibiscus
10:00am-12:00pm	Mini Studio: Give us a Hand: Casting with Flex Wax	NGBR, Mangrove 1-2
10:00am-12:00pm	Mini Studio: Digital Artist Statements	The Baker Museum, Stabile Bldg.
10:00am-1:00pm	Half-Day Studio: Alla Prima Painting in Grisaille	Barron G. Collier High School
10:00am-1:00pm	Half-Day Studio: A Stitch in Times	Barron G. Collier High School
10:00am-1:00pm	Half-Day Studio: Crayons to Computers: An Introduction the the Artweaver Software Program as a Medium in the Art Room	Barron G. Collier High School
11:00am-12:00pm	Art Forum: Evaluating the School Community through Photovoice: Reflections and Applications to Project-Based Initiatives	NGBR, Royal Palm 7
11:00am-12:00pm	Art Forum: Graduate Art Education Programs in Florida: Options for Professional and Educational Growth	NGBR, Acacia 4
11:00am-12:00pm	Art Forum: Artsonia: More Than Just an Online Art Museum	NGBR, Royal Palm 6
11:00am-12:00pm	Showcase Art Forum: Photography - Through the Lens - A View to the World	NGBR, Royal Palm 8
11:30am-1:00pm	Past President's Luncheon	
12:15pm-1:15pm	Art Forum: The Art of Photography and the Science of How We See!	NGBR, Acacia 4
12:15pm-1:15pm	Art Forum: Gateways in Clay	NGBR, Royal Palm 7

Schedule At A Glance

12:15pm–1:15pm	Art Forum: Teacher-Made Art Exams and the End of Course Exam in Art for 5th Grade	NGBR, Royal Palm 8
12:15pm–1:15pm	Art Forum: Pathways to Becoming a Florida Arts Model School	NGBR, Royal Palm 6
12:30pm–2:30pm	Showcase Mini Studio: Glass Fusing Beyond Basic Layering of Glass Pieces	NGBR, Acacia 5-6
12:30pm–2:30pm	Mini Studio: Masking Tape Sculpture	NGBR, Banyan 1-2
12:30pm–2:30pm	Mini Studio: ReBounce: Junk Journals	NGBR, Cypress
12:30pm–2:30pm	Mini Studio: Tar Paper AKA Roofing Felt	NGBR, Hibiscus
12:30pm–2:30pm	Mini Studio: Hands-On Presentation by Matthew Reinhart	The Baker Museum, Stabile Bldg.
12:30pm–2:30pm	Mini Studio: Video Documentation Process	The Baker Museum, Stabile Bldg.
12:30pm–2:30pm	Mini Studio: Partners in Art—Museums and Art Educators	The Baker Museum, Stabile Bldg.
12:30pm–2:30pm	Mini Studio: Doodle, Draw, Print, or Glue—Altered Photographs for Any Age	NGBR, Mangrove 1-2
1:30pm–2:30pm	Art Forum: Lesson and Sketchbook Connections	NGBR, Royal Palm 8
1:30pm–2:30pm	Art Forum: Paintings as a Narrative	NGBR, Royal Palm 7
1:30pm–2:30pm	Art Forum: Set the Stage—Run the Show!	NGBR, Acacia 4
1:30pm–2:30pm	Art Forum: 3-D Art: Okay, Now How Do I Teach This?!	NGBR, Royal Palm 6
1:30pm–2:30pm	Big Giveaway for New Art Teachers	NGBR, Acacia 2-3
2:00pm–5:00pm	Half-Day Studio: Do You Want to Be Plein Air Painting and Residency Ready?	NGBR, Orchid 3
2:00pm–5:00pm	Half-Day Studio: Keeping it FRESH: Watercolor Techniques for the Classroom and Beyond	NGBR, Orchid 4
2:00pm–5:00pm	Half-Day Studio: Drawing in Silver Point	Barron G. Collier High School
2:00pm–5:00pm	Half-Day Studio: Bulk-mail Bouquets	Barron G. Collier High School
2:45pm–3:45pm	Art Forum: Picasso/Dali, Dali/Picasso	NGBR, Royal Palm 6
2:45pm–3:45pm	Art Forum: Online Adjudication: Making the Process of Judging Simple	NGBR, Royal Palm 8
2:45pm–3:45pm	Art Forum: Using Hip-Hop Music to Enhance Discussions on Postmodern Art	NGBR, Royal Palm 7
2:45pm–3:45pm	Art Forum: Get Involved: Emerging Art Leaders	NGBR, Acacia 4
3:00pm–5:00pm	Showcase Mini Studio: Spirit Trees	NGBR, Acacia 2-3
3:00pm–5:00pm	Mini Studio: Inexpensive Printmaking: All You Need is a Knife and Some Cardboard	NGBR, Acacia 5-6
3:00pm–5:00pm	Mini Studio: Dynamic Figures in Wire	NGBR, Banyan 1-2
3:00pm–5:00pm	Mini Studio: Be a QR Star! Story Quilts Go High Tech	NGBR, Cypress
3:00pm–5:00pm	Mini Studio: Fashion Design and Photography	NGBR, Mangrove 1-2
3:00pm–5:00pm	Mini Studio: Hands-On Presentation by Matthew Reinhart	The Baker Museum, Stabile Bldg.
3:00pm–5:00pm	Art Forum: Experimental Typography	The Baker Museum, Stabile Bldg.
3:00pm–5:00pm	Mini Studio: It's a Piece of Cake! Art of Wayne Thiebaud	The Baker Museum, Stabile Bldg.
4:00pm–5:00pm	Art Forum: The Socially Conscious Selfie Project	NGBR, Royal Palm 6
4:00pm–5:00pm	Art Forum: Something Different	NGBR, Acacia 4
4:00pm–5:00pm	Art Forum: Art Fairs! Art Fairs!	NGBR, Royal Palm 8
4:00pm–5:00pm	Art Forum: Share Space	NGBR, Hibiscus
7:00pm–11:00pm	Black and White Gala (Ticket Required)	NGBR, Vista Ballroom

SUNDAY

8:00am–9:15am	Registration Open	
8:45am–10:45am	Mini Studio: Street Painting	NGBR, Acacia 2-3
8:45am–10:45am	Mini Studio: Art on a Cart: Make it Easy by Flipping the Classroom	NGBR, Acacia 5-6
8:45am–10:45am	Mini Studio: Leonardo's Horse	NGBR, Banyan 1-2
8:45am–10:45am	Mini Studio: Creative Expression Photo Essay with Mixed Media Designs	NGBR, Cypress
8:45am–10:45am	Mini Studio: The Truth about Color	NGBR, Hibiscus
8:45am–10:45am	Mini Studio: Mandalas and Beyond	NGBR, Orchid 4



Visit Your Exhibitors

Exhibit Hours

FRIDAY

8:30am-1:00pm and 2:15pm-4:30pm
Naples Grande Beach Resort

SATURDAY

8:30 AM - 1:30 PM
Naples Grande Beach Resort

AMACO/brent

Contact: egardner@amaco.com

Manufacturer of ceramic art materials, clay, glaze, kilns and wheels.

The Art Institutes

Contact: wmcullen@aii.edu

At The Art Institutes, we don't just teach and guide students. We groom creative warriors. We challenge them to go even further, do even more, work even harder than they ever have before. It's one of the toughest experiences—and richest opportunities—they'll ever have. Thanks to you, they're ready.

Art Systems of Florida, Inc.

Contact: linda@artsystemsfl.com

Retailer of Art Supplies and Furniture

Blick Art Materials

Contact: l.carter@dickblick.com

Blick Art Materials is the largest provider of artist's supplies in the United States, with an extensive offering of art materials, classroom furniture, teaching aids, studio essentials, and more. Product selection, competitive prices, and superior customer service make Blick the clear choice."

Canson Inc

Contact: ed.brickler@hamelinbrands.com

Canson has been making fine art paper since 1557 in their mill dedicated for making only fine art paper. We have a wide selection of papers for every artist need including Canson XL pads which are ideal for Art Education projects. Stop by for your XL Paper Sampler. and inquire about our bulk packs.

ColArt USA

Contact: bworley@colartusa.com

ColArt is by far the leading supplier of artists' materials in the world, with a portfolio that includes three of the world's top six artists' colour brands.

Crayola

Contact: wgray@crayola.com

Crayola promotes creative experiences and colorful learning! Crayola offers FREE

professional development resources, arts-infused grants, lesson plans, and art supplies to expand the arts in schools. Please join us at our booth to learn more about our products and programs.

Dade Art Educators Association

Contact: daea.pres@gmail.com

Dade Art Educators Association Inc. was established to advocate for art educators and arts excellence in our profession. We are committed to promoting the visual arts in our community. We fulfill our mission by recognizing student and teacher achievements.

Dali Museum

Contact: cpetersburg@thedali.org

The Dali Museum shares Salvador Dalí works and special exhibits as a resource to educate and inspire our visitors and the global community at large.

Davis Publications

Contact: lkeenekendrick@davisart.com

For more than 110 years, Davis Publications has created exemplary curriculum for art educators. Today we have curriculum and resources for pre-K through high school, including art, language arts, and afterschool.

Dixon Ticonderoga

Contact: tworrell@dixonusa.com

A wide variety of quality art products for artists of all ages. Prang is loved by teachers and students for its quality and color. Lyra is a professional art line that showcases abilities at the highest level. DAS air-hardening clay is perfect for a multitude of projects for all artists.

FIDM/Fashion Institute of Design & Merchandising

Contact: smcdowell@fidm.edu

FIDM/Fashion Institute of Design & Merchandising is a private, specialized 4-year college located in Los Angeles, San Francisco, Orange County and San Diego, California. Accredited by WASC & NASAD, our degrees lead to careers in the Fashion, Interior Design, Graphics & Entertainment Industry.

Florida School of the Arts

Contact: kittyclarke@sjrstate.edu

Florida School of the Arts is a two-year, state-supported art school offering the Associate in Science degree in the following nine arts disciplines: Studio Arts, New Media Design, New Media Photography, Costume Design, Scenic & Lighting Design, Stage Management, Acting, Musical Theatre, and Dance.

General Pencil Company, Inc

Contact: ingrid@generalpencil.com

General Pencil Company, Inc. has been manufacturing pencils and artist materials since 1889 in Jersey City, New Jersey. For six generations General Pencil Company has manufactured artist quality charcoals, graphite and colored pencils in the USA.

Highwater Clays of Florida, Inc.

Contact: manager@highwaterclaysflorida.com

Florida Art Teachers need look no further than our brand new Clearwater store for all their ceramic supplies. Celebrating our 13th year, Highwater Clays of Florida features 40+ clay bodies, glazes, tools, equipment, books and more. Open Tuesday-Friday 10am-5pm, Saturday 10am-3pm. 727-553-9344

The Hue ColorLink Co.

Contact: herman@hermancerrato.com

The Hue ColorLink is an amazing color wheel design meant to help users to find the harmonious color schemes faster and accurate.

Interlochen Center for the Arts

Contact: mica.harrison@interlochen.org

Located in northwestern Michigan, Interlochen Center for the Arts offers arts education programs for students in grades 3-12 and adults of all ages. Interlochen also hosts hundreds of concerts and events and is home to two award-winning public radio stations.

Jack Richeson & Company

Contact: michael@richesonart.com

Jack Richeson & Company is a manufacturer/distributor of products for the Fine Art as well as the Educational Art market. Our products include Paper, Paint, Brushes, Pastels, Easels, Printing Presses, Stretcher Bars, & Canvas. For more information visit our website at www.richesonart.com.

continued

Conference Exhibitors

Jacksonville University

Contact: ekunzen@ju.edu

JU offers a BFA program in Art with concentrations in: Ceramics, Glass, Graphic Design, Photography, Sculpture; BA degrees in the above disciplines and include: Art History, Illustration and Film, and a BFA program in Computer Animation. JU also offers a low-residency MFA in Visual Art."

J.N. "Ding" Darling National Wildlife Refuge

Contact: rebecca_larkins@fws.gov

The FL Junior Duck Stamp Program is a FREE art competition for K-12 grade students across the state of FL. The Program is a non-profit/government organization.

KBW Foundation

Contact: steve@glassaccessories.com

Glass Art is achievable in your classroom! Come learn about the many possibilities this medium offers your students. Try glass cutting, pick up a grant application for glass art supplies and some sample project plans for your class. Let us inspire you to share this historically significant medium.

Mayco Colors

Contact: brancourt@maycocolors.com

Mayco is one of the world's leading producers of quality ceramic products for ceramic hobbyists, DIY enthusiasts, potters, schools and producers of fine ceramic table and giftware.

Maine College Of Art

Contact: admissions@meca.edu

Interested in pursuing a career in art? Learn what qualities define MECA as a prestigious art school setting us aside from other art schools. We offer 11 visual arts majors and 5 minors including a music program! Being located in Portland, ME provides students with a magnitude of opportunities!

New Hampshire Institute of Art

Contact: dianerobinson@nhia.edu

Bachelor of Fine Arts: Ceramics, Creative Writing, Fine Arts, Graphic Design, Illustration, Photography, or Interdisciplinary. Master of Fine Arts: Low-Residency Visual Arts, Photography, Creative Writing, or Writing for Stage and Screen Master of Arts in Art Education: Campus-based & online.

Nasco

Contact: kbakke@enasco.com

Nasco Arts & Crafts, the art teacher's favorite catalog offers a comprehensive and affordable selection of art supplies and teaching aids for art history, sculpture, drawing, painting, printmaking, leather crafts, ceramics, metal enameling, jewelry making, weaving, wood-crafts, stained glass and more

Pacon Corporation

Contact: Chris.Dukat@Pacon.com

Proudly supplying brands preferred by art teachers, including Tru-Ray®, Fadeless®, Trait-tex® and Plast'r Craft®!

Ringling College of Art and Design

Contact: knemeth@ringling.edu

Fully accredited four year BFA and BA programs with 13 majors. Ringling College is changing the way the world thinks about art and Design.

Royal & Langnickel Brush

Contact: mike.harbridge@royalbrush.com

Royal & Langnickel manufactures the finest quality brushes and materials for the classroom, including the popular Big Kid's Choice, Soft-Grip and many others.

Sargent Art

Contact: Bhatki.Oza@sargentart.com

One stop art supplies company for all your classroom art requirements

SCAD

Contact: lstern@scad.edu

Offering more degree programs and specializations than any other art and design university, SCAD is uniquely qualified to prepare talented students for professional, creative careers. SCAD supports educators by providing opportunities for professional development. scad.edu/educators

The School of the Art Institute of Chicago

Contact: egasim@saic.edu

A leader in educating artists, designers, and scholars since 1866, the School of the Art Institute of Chicago (SAIC) offers nationally accredited undergraduate, graduate, and post-baccalaureate programs to more than 3,500 students from around the globe.

School Specialty

Contact: carol.watson@schoolspecialty.com

Sax Art Education/School Specialty offers the newest and most innovative art supplies for all your art education needs.

Skutt Ceramic Products

Contact: ron@skutt.com

Skutt is the #1 kiln used in schools today. Check out our line of Potter's wheels that feature 1 piece splash pans with a removable wheel head for easy clean up.

Spectrum Glazes, Inc.

Contact: richard@spectrumglazes.com

Spectrum Glazes is unique among ceramic glaze suppliers in that we focus exclusively on producing the highest quality, most colorful and diverse selection of fired finishes available anywhere. All of our energies are devoted to manufacturing glazes and other ceramic coatings. Our formulations have

Square 1 Art

Contact: teresa@square1art.com

A fundraiser your families will simply appreciate. square1art.com. 888.332.3294

Tara Materials / Fredrix Artist Canvas

Contact: pstraquadine@taramaterials.com

Tara Materials, manufacturers of Fredrix Artist Canvas has been manufacturing Artist Canvas in the USA since 1868. We offer stretched canvas, canvas rolls, canvas panels, stretcher bars and assorted art material accessories.

Triarco Arts & Crafts

Contact: shows@triarcoarts.com

It has been our sincere privilege to work with so many great customers over the past 69 years. We really appreciate these relationships and strive to provide the best products and service in the industry. Triarco's catalog offers you one-stop shopping for all your art supply needs.

United Art & Education

Contact: jdeaton@unitednow.com

We are committed to serve schools, organizations and individuals with quality products, competitive prices and friendly customer service. Visit UnitedNow.com for free project ideas and for all your art material needs! Free shipping on orders over \$99 and volume discounts!

University of Florida

Contact: pchaplin@arts.ufl.edu

Visit with representatives from the School of Art + Art History of the University of Florida and find out what our programs have to offer you and your students.



Conference Presenters

Marisa Agama
Tallahassee, FL
mva11b@my.fsu.edu

Melissa Aldan
Parrish, FL
missialdan@gmail.com

Sue Ambrioso
Sarasota, FL
susan.ambrioso@sarasotacounty-schools.net

Nylene Anderson
St. Cloud, FL
artistonly@cfl.rr.com

Rosa Ansoleaga
Miami, FL
ansoleaga@dadeschools.net

Irina Ashcraft
Winter Park, FL
Ashcrafti@trinityprep.org

Amber Ballard
Orlando, FL
amber.ballard@ocps.net

Joanne Baquedano-Diaz
Miami, FL
joannebaquedano@gmail.com

Debi Barrett-Hayes
Tallahassee, FL
dbarrett@fsu.edu

Laurie Belle
Cape Coral, FL
laurieabelle@gmail.com

Len Bernstein
Brooklyn, NY
LenBernstein12777@gmail.com

Steven Beverage
Palm Harbor, FL
beverages@pcsb.org

Chantel Bohnenstiehl
Lakeland, FL
chantel.bohnenstiehl@polk-fl.net

Thomas Brewer
Orlando, FL
Thomas.Brewer@ucf.edu

Jeffrey Broome
Tallahassee, FL
jeff@jeffreybroome.com

Jerilyn Brown
West Palm Beach, FL
brownjerilyn@gmail.com

Susannah Brown
Lake Worth, FL
sbrow118@fau.edu

Barbara Brubaker
West Palm Beach, FL
barbara.brubaker@palmbeachschools.org

Stephanie Bucklew
Tampa, FL
stephanebucklew@aol.com

Mary Cavaoli
Lighthouse Point, FL
mary.cavaoli@palmbeachschools.org

David Chang
Miramar, FL
changd@fiu.edu

Kim Chauncy
Melbourne, FL
chauncy.kimberly@brevardschools.org

William Chiodo
Miami, FL
tropicbill@aol.com

Anni Christie
Lakeland, FL
alyzen48@gmail.com

Debra Cline
Bradenton, FL
clinedebra@aol.com

Nicole Crane
Jupiter, FL
nicolecrane@msn.com

Linda Crawley
Palm Harbor, FL
crawleyl@pcsb.org

Patricia Cummins
Miami, FL
patcummins@mac.com

Tamala Cusumano
Shalimar, FL
Cusumanot@mail.okaloosa.k12.fl.us

Cheryl Dale
Lakeland, FL
cheryl.dale@polk-fl.net

Sandra Dallas Smith
Jacksonville, FL
sanjoe1213@bellsouth.net

Barbara Davis
Tallahassee, FL
bdavis@fsu.edu

Joanna Davis-Lanum
Venice, FL
joanna.davis-lanum@sarasotacountyschools.net

Jen Deaton
Fort Wayne, IN
jdeaton@unitednow.com

Sheryl Depp
Spring Hill, FL
shdepp@tampabay.rr.com

Wendy Dickinson
Bradenton, FL
dickinsonw@manateeschools.net

Beth Dobberstein
Port Orange, FL
bdubby2001@yahoo.com

Suz Easley
Deerfield Beach, FL
suzed2@comcast.net

Beth Elliston
Orlando, FL
beth@kidscreateart.com

Britt Feingold
Boca Raton, FL
justbritt@hotmail.com

Dawn Ferguson
Winter Park, FL
ferguson2@trinityprep.org

Paula Ferrell
Lake Wales, FL
paula.ferrell@polk-fl.net

Deanna Filiault
DeannaPrice@knights.ucf.edu

Lourdes Fuller
Coral Gables, FL
lfuller@dadeschools.net

Shannon Furst
Weston, FL
furstshannon@gmail.com

Kelli Godwin Dukes
Tampa, FL
kelli.godwin@sdhc.k12.fl.us

Beth Goldstein
Miami, FL
bethart@dadeschools.net

Jessica Greenberg
Boca Raton, FL
jessica.greenberg@palmbeachschools.org

Jennifer Hamrock
Tallahassee, FL
jeh14d@my.fsu.edu

Conference Presenters

Kathi Hanson
Michigamme, MI
kathihanson@gmail.com

Ashley Hartman
Tallahassee, FL
ahartman@fsu.edu

Mary Hensel
Wesley Chapel, FL
Smartsartsi@yahoo.com

Ashley Heribacka
Viera, FL
heribacka.ashley@
brevardschools.org

Robert Hertzog
Cape Coral, FL
robertjhe@gmail.com

Latonya Hicks
Largo, FL
lhicks202@gmail.com

Linda Hilterbrandt
Tarpon Springs, FL
hilterbrandtl@pcsb.org

Angelyn Hirai
Tallahassee, FL
ahirai@fsu.edu

Shelley Jean
Orlando, FL
shelleyjeanart@gmail.com

Elizabeth Jenkins
Fort Lauderdale, FL
bizzyfaea@gmail.com

Cindy Jesup
Tallahassee, FL
ardjayster@gmail.com

Delta Jones
Naples, FL
jonesde@collierschools.com

Celestin Joseph
Hollywood, FL
cj8178@msn.com

Petra Kaiser
Cape Coral, FL
petra@kaiserlee.com

Margaret Kempson
Gainesville, FL
mollykempson@gmail.com

Lindsay Kessler
Gainesville, FL
lbkessler@gmail.com

Joo Kim
Winter Park, FL
jkim@mail.ucf.edu

Pat Knowlton
Bradenton, FL
knowltonp@manateeschools.net

Marcena Koch
West Palm Beach, FL
kochm@norton.org

Brannan Lawson
Lake Wales, FL
brannan.lawson@
lwcharterschools.com

Emily Lees
Dunedin, FL
leese@pcsb.org

Julie Levesque
Palm Harbor, FL
levesquej@pcsb.org

Marty Loftus
St. Petersburg, FL
loftusm@pcsb.org

Joanne Logg
Homestead, FL
jjlogg@dadeschools.net

Leslie Loughran
Naples, FL
loughrle@collierschools.com

Glenda Lubiner
Plantation, FL
glendalubiner@bellsouth.net

Judy Lyon
Sarasota, FL
lyon5028@comcast.net

Chad Lyons
Cape Coral, FL
lyonscp@yahoo.com

Linda Mangual
Miami Beach, FL
manguall@bellsouth.net

Catherine Martinez
Belle Glade, FL
catherine.martinez@
palmbeachschools.org

Joe McCarthy
Greenfield, MA
cts@crocker.com

Coleen McDonald
coleen.mcdonald@
palmbeachschools.org

Alan McKnight
Oakland Park, FL
collageguy1@comcast.net

Marcia Meale
Tallahassee, FL
marcia.s.meale@gmail.com

Steven Miller
West Palm Beach, FL
blucoogar@aol.com

Elizabeth Miron
Jacksonville, FL
emiron@mocajacksonville.org

Staci Moore
Ocala, FL
staci.moore@marion.k12.fl.us

Mabel Morales
Miami, FL
mmorales14@dadeschools.net

Kymberly Moreland-Garnett
Winter Park, FL
morelandk@trinityprep.org

Cassandra Newman
Apopka, FL
Pangeans@hotmail.com

Jonathan Ogle
Palm Harbor, FL
jonogle@gmail.com

Craig Petersburg
South Pasadena, FL
craigpetersburg@gmail.com

Courtney Pla
Apopka, FL
courtneypla@gmail.com

Ruthie Platt
Tallahassee, FL
rplatt@fsu.edu

Rosemary Plumstead
Waretown, NJ
aldersgate@msn.com

Patricia Priscoe
Palm Harbor, FL
priscop@aol.com

Pauline Rancourt
Hilliard, OH
pwyndham@maycocolors.com

Matthew Reinhart
New York, New York
gigasor@gmail.com

Marcia Reybitz
Clearwater, FL
reybitzm@pcsb.org

Catherine Rivera
Miami, FL
mamagata@aol.com

Linda Marie Robinson
Saint Cloud, FL
robinsol@osceola.k12.fl.us

Alina Rodriguez
Miami, FL
alinarodriguez@dadeschools.net

Zaida Ruiz
Miami, FL
zaidam@dadeschools.net

Robb Sandagata
Worcester, MA
rsandagata@davisart.com

Jeffrey Sandoe
Indianapolis, IN
jsandoe@amaco.com

Amiee Sarajian
Fort Lauderdale, FL
amiees@ymail.com

Mona Schaffel
Artsymo@dadeschools.net

Christine Schebilski
North Port, FL
chrisstiarts@gmail.com

Anna Marie Sealey
Cape Coral, FL
annsealey@gmail.com

Gwenn Seuling
Delray Beach, FL
coneyisland@bellsouth.net

Robert Sherry
Fort Myers, FL
robert.e.sherry@gmail.com

Sara Shields
Tallahassee, FL
skshields@fsu.edu

Steve Shupper
Huntington Beach, CA
steve@glassaccessories.com

Rachel Silver
Miami Beach, FL
rsilver1@dadeschools.net

Conference Presenters

Kathy Skaggs

Atlantic Beach, FL
clayopatragmail.com

Anita Smith

West Palm Beach, FL
anita.smith.2@
palmbeachschools.org

Barbara Smith

Lakeland, FL
barbara.smith05@polk-fl.net

Ashley Spero

Orlando, FL
ashley.spero@ocps.net

Ashley Spero

Orlando, FL
ashley.spero@ocps.net

Tasha Strigle

Ocala, FL
trand79@yahoo.com

Julie Swanson Davis

Galesburg, IL
j.davis@dickblick.com

Terry Thompson

Bradenton, FL
terry_thompson@mac.com

Michelle Tillander

Gainesville, FL
mtilland@ufl.edu

Jack Tovey

St. Petersburg, FL
jtovey50@yahoo.com

Marilyn Traeger

Miami, FL
marilyn.traeger@gmail.com

Heidi Tribble

Titusville, FL
Trimble.heidi@brevardschools.org

Lilian Villalba

Coral Gables, FL
ljcamposano@gmail.com

Lindsay Waguespack

Palm Harbor, FL
waguespackl@pcsb.org

Cindy Walker

Chesterfield, MO
cindywalker@gmail.com

Jamie Wardley

St. Augustine, FL
jamie.wardley@stjohns.k12.fl.us

Tiffany Weaver

Lake Wales, FL
tiffany.weaver@
lwcharterschools.com

Megan Welch

St Johns, FL
Megan.Welch@stjohns.k12.fl.us

Robin West

Orlando, FL
robinwwest@gmail.com

Beverly Williams

Lakeland, FL
beverly.williams@polk-fl.net

Nan Williams

Winter Park, FL
nwilliams7@cfl.rr.com

Jessica Wozniak

jwozniak@artisansnaples.org

Melissa Wykell

St. Petersburg, FL
wykellm@pcsb.org

Ann Yanchura

West Palm Beach, FL
ann.yanchura@
palmbeachschools.org

Marlon Zuniga

Miami, FL
marlonzuniga1980@yahoo.com

Bare Books

Blank Books
Blank Puzzles
Blank Game Boards

Great For

- Sketchbooks
- Art Projects
- Writing & Illustrating

800.255.9228 **www.barebooks.com**

Encourage Creativity!

The advertisement features a central illustration of various blank books and puzzles. A yellow starburst graphic contains the text 'Encourage Creativity!'. Below the books, there is a box of 'Bare Crayons' with 24 colors. The background shows a grid pattern, possibly representing a game board or puzzle.



Inspiring Creativity Since 1901



K-12 Online Art Submission

Davis Publications is pleased to announce our K-12 online art submission for the **Florida 2015-2016 Instructional Materials Adoption**.

Review all of the submitted materials by signing up for a test drive at **DavisArtSpace.com**.

Submitted Materials

Elementary

Explorations in Art, Grades K-5

Middle School

Explorations in Art: A Global Pursuit

Discovering Art History Digital

Exploring Visual Design

High School

The Visual Experience

Communicating Through Graphic Design

Experience Clay

Experience Painting

All titles are eBooks. Each Digital Class Set includes a student book, teacher's edition, ePortfolios, a Curriculum Builder, student accounts, and digital fine art images.

Contact your local sales representative for presentations, sampling, and other information.

South Florida

Baird Guerra & Associates, Inc.
Amy Guerra
Phone: 305-266-9496
Fax: 305-266-9744
Email: AGuerra@DavisArt.com

Southeast Florida

Valerie Silverman
Phone: 561-582-5031
Fax: 561-585-4966
Email: VSilverman@DavisArt.com

Central & Southwest Florida

Scholl Educational Services of FL
Ann Scholl
Phone: 727-360-4525
Fax: 727-360-7393
Email: AScholl@DavisArt.com

North Florida

Scott Benson
National Sales Manager
Cell: 508.612.2650
Fax: 508-753-3834
Email: SBenson@DavisArt.com

Please support the following companies who are providing
Exhibitor Product Showcases and Demonstrations

ColArt



Thursday, 11:15am–1:15pm

Sponsor?????

presents

**Exploring Analogous Patterns—
Using Paper Stencils and Glaze**
Mini Studio, \$No. 115

Naples Grande Beach Resort,
Cypress

Friday, 8:00am–10:00am

ColArt Americas, Inc.

presents

**Exploring Abstract
Expressionism
with Liquitex Acrylics**
Showcase Mini Studio, \$No. 206

LNaples Grande Beach Resort,
Acacia 5-6

Saturday, 2:30pm–3:30pm

Davis Publications

presents

**Expand and Deepen Your
Curriculum with 30,000 Digital
Images**
Showcase Art Forum

Naples Grande Beach Resort,
Acacia 5-6

Saturday, 11:00am–12:00pm

Davis Publications

presents

**Photography – Through the
Lens – A View to the World**
Showcase Art Forum

Naples Grande Beach Resort,
Royal Palm 8

Thursday, 12:15pm–1:15pm

Sponsor?????

presents

**Showcase Art Forum
Exciting Pencil Techniques
for Mixed Media Art
(Handout included)**

Naples Grande Beach Resort,
Royal Palm 8

Friday, 10:30am–11:30am

General Pencil Co.

presents

**Ten Techniques for WOW
Watercolor Pencil Art**
Showcase Art Forum

Naples Grande Beach Resort,
Royal Palm 8

Saturday, 12:30pm–2:30pm

Sponsor?????

presents

**Glass Fusing Beyond Basic
Layering of Glass Pieces**
Showcase Mini Studio \$ No. 317

Location: Acacia 5-6

Saturday, 3:00pm–5:00pm

Blick Art Materials

presents

Spirit Trees
Showcase Mini Studio \$ No. 325
Naples Grande Beach Resort,
Acacia 2-3

Audience: ES MS HS M

Thursday, 1:45pm–3:45pm

Blick Art Materials

presents

Ball Point Engraving
Showcase Mini Studio, \$No. 121
Naples Grande Beach Resort,
Acacia 5-6

Friday, 11:45am–12:45pm

Davis Publications

presents

**Digital Curriculum and
21st Century Art Education**
Showcase Art Forum

Naples Grande Beach Resort,
Royal Palm 8

Saturday, 2:30pm–4:30pm

United Art & Education

presents

Giacometti-Inspired Sculpture
Mini Studio, \$No. 217

Naples Grande Beach Resort,
Banyan 1-2

A Special Thank you
to Blick Art Materials
for the
2015 Conference Bags



Congratulations, 2015 FAEA Award Winners!



Principal of the Year
Miguel Balsera



Elementary Art Educator of the Year
Patricia Cummins



Secondary Art Educator of the Year
Jackie Henson-Dacey



Middle School Art Educator of the Year
Lourdes Fuller



Florida Art Educator of the Year
Beth Goldstein



Higher Education Art Educator of the Year
Michelle Tillander



Friend of Art Education
Mera Rubell



**Supervisor/
Administrator
of the Year**
Susan Castleman



**June Hinckley
Award of Excellence**
Debra Barret-Hayes



**Community Service
Award**
Frank Denton



**Career Service
Award**
Jack Matthews



**Retired Art
Educator of the Year**
Patricia Priscoe



**Lifetime
Achievement Award**
Nan Williams



**Charles Dorn
Award of
Excellence**
Thomas Bull,
Art Teacher



**Charles Dorn
Award of
Excellence**
Morgan Berletich,
Student

Special Thanks

To our 2015 partners

GOLD PARTNERS

BLICK
art materials



Ringling College
of Art + Design

SILVER PARTNERS

Norton Museum of Art

BRONZE PARTNERS

Manatee Schools for the Arts

Naples Art Association

University of Florida





NGBR = Naples Grande Beach Resort
 ES = Elementary School
 MS = Middle School
 HS = High School
 C/U = College/University
 M = Museums
 A/S = Administration/Supervisors

Conference Schedule

THURSDAY

THURSDAY

8:00am–4:00pm	Registration Open				
8:30am–9:30am	Art Forum How to Break Bad in Clay	<i>“Go wild” or “defy authority”. Lessons designed to challenge your students understanding of clay. Projects, sketchbook assignments, discussions on how to break the mold in the clay studio will be presented.</i>	<i>Location: NGBR, Royal Palm 8</i>	<i>Audience: MS, HS</i>	<i>Presenter: Dawn Ferguson</i>
8:30am–9:30am	Art Forum Thinking outside the Egg	<i>Come see what can be done with one simple template. Participants will leave with their own completed project based on an egg shape. It is amazing what creativity comes in doing this with kindergartners through 5th grade. Let’s be creative together.</i>	<i>Location: NGBR, Acacia 4</i>	<i>Audience: ES</i>	<i>Presenter: Chad Lyons</i>
8:30am–9:30am	Art Forum Elementary Portfolios with Purpose	<i>Creating elementary portfolios that are much more than a folder. These portfolios, code name BPGBs, start as their first art project. The BPGBs are cost effective and durable. I create a project log for each project that is attached to the BPGB. It is used to promote reading and writing across the curriculum, as well as, sequencing, encouraging higher order thinking, self evaluating and creative writing.</i>	<i>Location: NGBR, Royal Palm 7</i>	<i>Audience: ES</i>	<i>Presenter: Cheryl Dale</i>
8:45am–10:45am	Mini Studio \$No. 105 Classroom Still Life + Fresh Approaches = Creative Solutions!	<i>Having trouble getting your students engaged in still lifes? Join me for some challenging approaches to drawing/painting a still life which will produce interesting results. This session will include seven different approaches, including contour, blind, and gesture drawing as well as group work, working in artist styles and more. The solutions will produce seven different compositions and media, some with emphasis on design, others on drawing, or painting. This is a hands-on workshop.</i>	<i>Location: NGBR, Banyan 1-2</i>	<i>Audience: MS, HS</i>	<i>Presenter: Paula Ferrell</i>
8:45am–10:45am	Mini Studio \$No. 108 Making the MOST of Your 30 Minute Art Periods!	<i>Many elementary art educators in our state are having to adjust their curriculums to fit into a 30 minute art period. This workshop will guide them through units of study that work within a short time frame. Hands on examples will be shared by Mary and created by the participants. These lessons are designed to incorporate the Florida and National Art Standards.</i>	<i>Location: NGBR, Hibiscus</i>	<i>Audience: ES, C/U, M, A/S</i>	<i>Presenter: Mary Cavaioi</i>
8:45am–10:45am	Mini Studio \$No. 109 Look! Listen! And Learn!	<i>Signing up for this hands-on workshop will give participants the opportunity to engage in several higher order thinking activities that can be brought back to do with their students. Reproductions of art will be used and handouts given. All activities align with Florida state standards.</i>	<i>Location: NGBR, Mangrove 1-2</i>	<i>Audience: ES, M</i>	<i>Presenter: Sheryl Depp</i>
8:45am–10:45am	Mini Studio \$No. 135 The Paper Architect	<i>Paper is so versatile! It’s the foundation for any 3-D studio art course. Students can create amazing work from such an inexpensive medium. All it takes is the right form of inspiration. In this workshop, we’ll explore a variety of paper sculpting methods combined with textural decoration techniques to create unique sculptural forms inspired from world landmark architecture.</i>	<i>Location: NGBR, Cypress</i>	<i>Audience: MS, HS</i>	<i>Presenter: Alan McKnight</i>
8:45am–11:45am	Half-Day Studio \$No. 101 Introduction to Encaustic	<i>Encaustic, painting in melted beeswax and pigment, is an ancient art tracing back to Roman days. This workshop is for you if you’re new to encaustics; you will get introduced to this fascinating art technique through demonstrations and hands-on time that will allow you to create some small encaustic pieces. Feel free to bring in your personal ephemera: scraps of collage paper, fabric, small flat found objects, pressed plants, etc. Learn how to play with wax and you’ll be hooked!</i>	<i>Location: NGBR, Orchid 3</i>	<i>Audience: HS, C/U, M</i>	<i>Presenter: Irina Ashcraft</i>

YOU ARE INVITED TO FAEA'S

Black & White Gala

SATURDAY, OCTOBER 10TH, 2015
7:00 PM - 11:00 PM

TICKETS AVAILABLE ONLINE.

Vista Ballroom
NAPLES GRANDE BEACH RESORT



NGBR = Naples Grande Beach Resort
 ES = Elementary School
 MS = Middle School
 HS = High School
 C/U = College/University
 M = Museums
 A/S = Administration/Supervisors



Conference Schedule

Most current conference schedule available at www.faea.org

THURSDAY


THURSDAY

8:45am–11:45am	Half-Day Studio \$No. 102 Kinetic Abstract Relief	Discover the joy of kinetic relief sculptures. In this workshop, we will use cardboard, paper pulp, and joint compound to create abstracted relief sculptures. Participants will create personally significant relief sculptures with a kinetic element. Objects will be spinning, swinging, and springing from a back ground relief surface. Materials and handouts will be provided. Bring an object for your model. Examples. images, shells, sticks, feathers. No larger than 2 inches.	Location: NGBR, Orchid 4	Audience: ES, MS, HS, C/U	Presenter: Latonya Hicks
9:00am–11:00am 🚗	Mini Studio \$No. 110 Drawing with Sticks	In this workshop, participants will draw a still life using sticks. Then work back into their drawings with watercolor washes and oil pastels. This lesson helps students learn to let go of perfection and just create.	Location: Toni Stabile Classrooms @ The Baker Museum, Lecture Hall	Audience: MS, HS, C/U	Presenter: Melissa Wykell
9:00am–11:00am 🚗	Mini Studio \$No. 112 Painting Like an Artist	Are you tired of watching your students paint boring “coloring book-style” flat areas of color. Learn how to teach painting lessons where your students paint intuitively in a more painterly style. Mixing, blending, expressive brushstrokes!!!! Hands-on with a variety of paint media and application techniques will be explored with lesson plans for upper & lower elementary students.	Location: Toni Stabile Classrooms @ The Baker Museum, Classroom	Audience: ES	Presenters: Linda Crawley, Julie Levesque
9:45am–10:45am	Art Forum Connecting to Culture – Exploratory Journey Through India For All	During this session you will learn strategies for developing a successful all school multicultural festival. Workshop will include event schedule, parent handouts and volunteer organization templates. In addition music activities, games, stories, and other resources focused on the culture of India will be shared. Come join the party, Namaste! Videos and pictures will be included in our presentation.	Location: NGBR, Royal Palm 6	Audience: All	Presenters: Ruthie Platt, Debi Barrett-Hayes, Angelyn Hirai
9:45am–10:45am	Art Forum Museum as Classroom: Leading Teens on a Hero's Journey in Art and Literature	Presenters will provide background history and steps for a concise plan to create and dynamically lead a multi-track, museum/high school collaboration focused on the intersections of art and literature related to the theme of The Hero's Journey. Lecture and accompanying PowerPoint format with a Q & A period planned for the end of session.	Location: NGBR, Acacia 4	Audience: HS, M	Presenters: Marcena Koch, Ann Yanchura, Coleen McDonald
9:45am–10:45am	Art Forum Art on a Cart: Solutions for the Classroom-less	Do you teach without a classroom to call your own? Are you looking for strategies, lesson plans, and classroom management ideas that address the unique needs of those who teach “a la cart?” Have you been trying to figure out how to teach painting, printmaking, or clay without a classroom and/or sinks? This workshop will focus on tips, tricks, and strategies to help participants make the most out of teaching art on a cart.	Location: NGBR, Royal Palm 7	Audience: ES	Presenter: Rachel Silver, Mona Schaffel
9:45am–10:45am	Art Forum Steal Like an Artist - Cultivating Personal Voice	The most important thing we as Art teachers do, is to teach students how to think and create Artwork that expresses their personal voice. We can do that by stimulating conceptual thought, imagination, and creativity. This presentation will clarify copyright infringement and plagiarism, debunk some common misconceptions, show how artists have dealt with both, and provide some examples of how to help students move beyond them and teach students how to cultivate their personal voice.	Location: NGBR, Royal Palm 8	Audience: All	Presenter: Jack Tovey
11:00am–12:00pm	Art Forum Dali & da Vinci: Minds, Machines and Masterpieces	This presentation explores how two great artists, Salvador Dali and Leonardo da Vinci, shared an ambition to use the tools of art to probe the whole of human experience, from math and anatomy, to motion devices, religion, and visual perception. They both imagined fantastical devices and inventions, some of which became reality, while others remained sketches and notations. This presentation brings to life those works of the imagination that the world celebrates today.	Location: NGBR, Royal Palm 8	Audience: All	Presenter: Craig Petersburg
11:00am–12:00pm	Art Forum Exploring the Wynwood Walls	Participants will learn and experience how the Wynwood Walls has brought the world's greatest artists working in the graffiti and street art genre to Miami. Participants will also experience how K-12 students learn about and interact with these artists.	Location: NGBR, Royal Palm 7	Audience: All	Presenter: Linda Mangual
11:00am–12:00pm	Art Forum Hats Off to History!	Looking at hats and head coverings provides a global journey through time and culture, showing the differences that define us and the similarities that unite us. Art work explores symbolism, celebration, historical fashion, and a variety of materials and processes.	Location: NGBR, Acacia 4	Audience: ES, MS	Presenter: Nan Williams

Conference Schedule

Most current conference schedule available at www.faea.org

THURSDAY

11:00am–12:00pm	Art Forum Teaching the Holocaust in ART	<i>Integrating ART and social studies “...to be taught in a manner that leads to an investigation of human behavior, an understanding of the ramifications of prejudice, racism, and stereotyping, and an examination of what it means to be a responsible and respectful person, for the purposes of encouraging tolerance of diversity.” One Survivor Remembers enables thoughtful classroom discussion about a historical topic that can be difficult to teach and comprehend—the Holocaust. Lesson plans provided.</i>	Location: NGBR, Royal Palm 6	Audience: HS	Presenter: Amiee Sarajian
11:15am–1:15pm	Mini Studio \$No. 113 M.I.N.T.S.	<i>Inspired by: Taylor Moore, Joan Israel, Louis Nevelson, Tim Tate, Therman Statom, (and of course Joseph Cornell but C doesn't fit into mints). In this class participants will create a 3-D assemblage inside a mint tin. We will reference many artists who create assemblages within boxes, polymer clay artists, and 3-D collage artists. I will also show a variety of other ways to create boxes/3-d assemblages in the classroom setting. And why yes, there will be mints!!!</i>	Location: NGBR, Acacia 5-6	Audience: ES, MS, HS	Presenter: Amber Ballard
11:15am–1:15pm	Mini Studio \$No. 114 Printmaking Made Easy!	<i>Tips and techniques for mono printing, including Gelli plates, as well as collographs and a reduction printing process with no linoleum or linoleum cutters! Many ideas and processes will be shared with ample time for hands on exploration. Includes lesson plans/handouts and ideas for lesson extensions.</i>	Location: NGBR, Banyan 1-2	Audience: ES	Presenter: Linda Hilterbrandt
11:15am–1:15pm	Mini Studio \$No. 115 Exploring Analogous Patterns—Using Paper Stencils and Glaze	<i>Nature provides a rich visual source to create interesting and colorful patterns. AMACO's low-fire Teachers Palette glazes will be blended to create analogous, warm, and cool color systems on ceramic tiles. Participants will learn to develop innovative patterns derived from nature by using newspaper as a resist and layering glaze colors to bring depth and interest to the surface of their ceramic projects.</i>	Location: NGBR, Cypress	Audience: All	Presenter: Kathy Skaggs
11:15am–1:15pm	Mini Studio \$No. 116 Keith Haring for Middle Schoolers	<i>In this workshop, participants will learn about an art lesson based on the art of Keith Haring. Participants will see and reflect on images of Keith Haring's art, and develop their own artwork based on Haring's style and their favorite activities. Then they will create a work of art that will become a design for clay relief. Participants may want to bring their own apron, markers, and basic clay tools.</i>	Location: NGBR, Hibiscus	Audience: ES, MS	Presenter: Christine Schebilski
11:15am–1:15pm	Mini Studio \$No. 117 Clay Critters, Comprehension Critters	<i>A fun way to teach beginning clay artists how to make a critter! Use this simple method to teach vocabulary and sequencing skills to all K-2nd grade students while creating a clay project. Utilizing rhythm, poetry and movement, you will create your own sequencing raps which will be the directions and instructions in making your critters. Backgrounds and props can be made to enhance your clay projects. A simple technique to tell about a critter through poetry will also be shared.</i>	Location: NGBR, Mangrove 1-2	Audience: ES	Presenter: Suz Easley
11:15am–1:15pm	 Mini Studio \$No. 118 Graffiti - How Do We Decide What Is Beauty?	<i>Participants will use CISM (Comprehension Instructional Sequence Model) techniques. This model will teach and guide students to think more deeply as they read text by using a four-step process. Secondly, participants will learn how to create their own Graffiti work of art using stencils and spray paint.</i>	Location: Toni Stabile Classrooms @ The Baker Museum, Lecture Hall	Audience: MS, HS	Presenter: Beverly Williams
11:15am–1:15pm	 Mini Studio \$No. 120 Repoussé Candle Boxes	<i>Hands on workshop where participants will learn the Art of Repoussé with a twist. Come prepared with a simple design idea, @ 3" in size, that you would like to transform into 3D Relief in Metal. We'll be making Repoussé Candle boxes with the twist of Pierced Tin Punch Techniques! Complete Lesson Plans and Resources will be available on the FAEA Digital Conference Site. All materials provided. You can also receive the lessons in SMART Notebook format by bringing a USB Drive!</i>	Location: Toni Stabile Classrooms @ The Baker Museum	Audience: All	Presenter: Linda Marie Robinson, Nylene Anderson
12:15pm–1:15pm	Art Forum Arts Collaboration Designing Solutions for Art, Work, and Life Honors	<i>This information session will outline a curriculum for the inquiry based teacher facilitated new FDOE course. The possibilities are limitless for students to gain practice in problem solving for local and global issues.</i>	Location: NGBR, Acacia 4	Audience: HS	Presenter: Terry Thompson

THURSDAY

NGBR = Naples Grande Beach Resort
 ES = Elementary School
 MS = Middle School
 HS = High School
 C/U = College/University
 M = Museums
 A/S = Administration/Supervisors



Conference Schedule

Most current conference schedule available at www.faea.org

THURSDAY

THURSDAY

12:15pm–1:15pm	Art Forum Making a Sand Mandala: One Cup at a Time Will Bring Pride and Community to Your School	<i>All the tools, plans, budget, and dynamics you will need to bring this once in a lifetime event to your students and community. This year I moved to a Title 1 school with nearly 600 students and repeated this fantastic lesson - making a sand mandala. I hope to leave you with the confidence to do it at your school as well.</i>	<i>Location:</i> NGBR, Royal Palm 6	<i>Audience:</i> ES	<i>Presenter:</i> Tamala Cusumano
12:15pm–1:15pm	Art Forum Primary Art Projects Using Children's Literature	<i>Quick read books and successful projects to include in the kindergarten and 1st grade art room. Some of the books include: Elmer, Ish, Dot, and A Color of My Own. Participants will receive lesson plans and any needed copies of all lessons.</i>	<i>Location:</i> NGBR, Royal Palm 7	<i>Audience:</i> ES	<i>Presenter:</i> Sue Ambrioso
12:15pm–1:15pm	Showcase Art Forum Exciting Pencil Techniques for Mixed Media Art	<i>Learn how to create visually stimulating special effect patterns and textures within your mixed media designs using pencil pigments with tissue, foil, rice paper, bubble wrap, cling wrap, rubbing alcohol and so much more! Charcoal, graphite, pastel and watercolor pencil techniques covered. Handout included!</i>	<i>Location:</i> NGBR, Royal Palm 8	<i>Audience:</i> ES MS HS C/U	<i>Presenter:</i> Kathi Hanson
12:30pm–3:30pm	Half-Day Studio \$No. 103 Beautiful Beaded Bag	<i>Learn to sew a beautiful beaded amulet bag with beaded fringe embellishment. Ideas will be discussed for adding beads to clothing and other objects. The historical background of bags will be covered. Project ideas from ancient cultures will be covered to adapt to the classroom.</i>	<i>Location:</i> NGBR, Orchid 3	<i>Audience:</i> All	<i>Presenter:</i> Joanne Logg
12:30pm–3:30pm	Half-Day Studio \$No. 104 Rust Printing	<i>This workshop is an introduction to the rust printing process with basic information about history, method and materials. Demonstration with examples will provide workshop participants an opportunity to produce their own print. Rust prints take 2-8 hours to develop. It will be necessary for participants to return the following day to observe the results of their work.</i>	<i>Location:</i> NGBR, Orchid 4	<i>Audience:</i> HS, C/U	<i>Presenter:</i> Steven Beverage
1:30pm–3:30pm 	Mini Studio \$No. 126 Foil Action Figures	<i>Bringing back an old form of sculpture with aluminum foil!!!! Through this wonderful experience of hands on activity, students will be able to express an inner desire to produce three-D sculpture suitable for an art gallery exhibit.</i>	<i>Location:</i> Toni Stabile Classrooms @ The Baker Museum, Lecture Hall	<i>Audience:</i> ES	<i>Presenter:</i> Robert Hertzog
1:30pm–3:30pm 	Mini Studio \$No. 128 Mixed Media: Glue, Sand, and Paint	<i>In this workshop, the participants will learn to create textures on a surface using glue and sand. Afterwards the surface will be painted using different materials such as tempera or acrylic paint, oil pastels, stencils and possibly spray paint.</i>	<i>Location:</i> Toni Stabile Classrooms @ The Baker Museum	<i>Audience:</i> ES, MS, HS, C/U	<i>Presenter:</i> Marlon Zuniga
1:45pm–3:45pm	Showcase Mini Studio \$No. 121 Ball Point Engraving	<i>When we think of "engravings", we tend to think of carved stone, wood or etched metal plates. In this Blick Art Materials workshop, participants will learn a low-tech method of pressing a design into a board through paper with a pen, then revealing it by rubbing over the engraved surface with colorful art sticks.</i>	<i>Location:</i> NGBR, Acacia 5-6	<i>Audience:</i> MS HS	<i>Presenter:</i> Julie Swanson Davis
1:45pm–3:45pm	Mini Studio \$No. 122 Homage to the Square	<i>The shape we call a square appears symbolically and historically in many cultures, yet it is still the simple shape we learn in kindergarten. This session explores a wide range of associations, along with examples of a variety of student work. The workshop portion will include a variety of media, showing the geometric design of Islamic tile.</i>	<i>Location:</i> NGBR, Banyan 1-2	<i>Audience:</i> ES, MS, All	<i>Presenter:</i> Nan Williams
1:45pm–3:45pm	Mini Studio \$No. 123 Artist Books & Eco-Printing	<i>Create a hand stitched book using folded papers designed with Eco-printing, botanical alchemy of plant prints with leaves and flowers. Explore natural areas to select plant material. Experiment with garden plants and paper to literally "cook the books" through steam printing.</i>	<i>Location:</i> NGBR, Cypress	<i>Audience:</i> ES, MS, HS, C/U	<i>Presenter:</i> Susannah Brown
1:45pm–3:45pm	Mini Studio \$No. 124 Unbe"WEAVE"able Art Lessons for the Elementary Art Room	<i>The participant will be introduced to the history of weaving and be able to view various types of weaving's. They will then create their own looms made from the provided materials such as cardboard, paper plates, sticks and/or burlap. They will have the opportunity to weave a colorful design. Samples will be created and pictures and lesson plans will be provided.</i>	<i>Location:</i> NGBR, Hibiscus	<i>Audience:</i> ES	<i>Presenter:</i> Steven Miller

Conference Schedule

Most current conference schedule available at www.faea.org

THURSDAY

1:45pm–3:45pm	Mini Studio \$No. 125 The Poetic Classroom: Using Poetry to Engage Students in Artmaking	<i>This workshop is designed to inspire K-12 educators to use poetry in the art room. The brief presentation and accompanying hands-on workshop is focused on introducing participants to a variety of ways to merge poetry and art making. Participants will create several works of art inspired by the collision of image and text and leave with resources and examples of the many ways poetry and art can work together in K-12 environments.</i>	Location: NGBR, Mangrove 1-2	Audience: ES, MS, HS, C/U, M	Presenter: Sara Shields
2:45pm–3:45pm	Art Forum Great Art Without a Great Schedule	<i>Art teachers are expected to give wonderful creative art lessons to students with limited time. As art teachers, we face the challenge of conducting lessons in as little as 30 minutes. In this presentation, we will discuss lesson ideas, suitable materials, teaching the standards, integrating other subjects, delivery strategies, and tricks of the trade to not only survive but thrive in your 30 minute art class.</i>	Location: NGBR, Acacia 4	Audience: ES	Presenters: Nicole Crane, Britt Feingold
4:00pm–5:30pm	General Session 1	<i>The keynote speaker is Xavier Cortada, Artist-in-Residence, College of Arts & Sciences and College of Architecture + The Arts, Florida International University.</i>	Location: NGBR, Royal Palm 6-8 & EC	Audience: All	
6:00pm–8:00pm	Mini Studio \$No. 129 Textured Dragons and Castles	<i>Explore new textures techniques through painting and coloring. Students will create a castle and dragon. Then write a fiction story about the dragon and the castle.</i>	Location: NGBR, Banyan 1-2	Audience: ES	Presenter: Chantel Bohnenstiehl
6:00pm–8:00pm	Mini Studio \$No. 130 Pyramid Power!	<i>Participants will work in teams, hands-on, to problem solve, and build models of one of 6 different mathematical solids (Forms). Using a flat geometric net, we will create a 3-D square pyramid, and add an ancient Egyptian design to each of its faces. Attendees will leave with this ready to use prototype, along with a CD of the PowerPoint, and the confidence of a math teacher! You had the Power all along!</i>	Location: NGBR, Cypress	Audience: ES, MS, HS	Presenter: Pat Knowlton
6:00pm–8:00pm	Mini Studio \$No. 131 City Tour	<i>This workshop will focus on cities of any size as a theme in the art making process. We will share various project ideas and display visual examples. The projects range in media and could be adapted for any grade level, however most of the projects have many steps in the process. There will also be a hands on project to walk you through one exciting way to create an individual cityscape which can be linked to make a class mural display.</i>	Location: NGBR, Hibiscus	Audience: ES, MS, HS	Presenters: Tasha Strigle, Staci Moore
6:00pm–8:00pm	Mini Studio \$No. 132 No time for an Art Club?	<i>Learn how art and guidance collaborated to start an Art Club and received classroom teacher “buy-in”. Participants will complete four lessons: a name design, a goal poster, a dream catcher, and a clay project. All lessons are focused on helping students develop a stronger sense of self.</i>	Location: NGBR, Mangrove 1-2	Audience: ES	Presenters: Stephanie Bucklew, Kelli Godwin Dukes
6:00pm–8:00pm	Mini Studio \$No. 133 Silkscreen: A Printmaking Technique	<i>Silk screen, a versatile technique! Students can easily assemble a silk-screen, when applying positive/negative design and screen blocker. Printing can be done on paper, fabric or other surfaces. Bring a positive/negative design and a blank screen, pre-stretched. We will demonstrate printing techniques and tips on how to obtain best results. If you do not bring a screen you can experiment with my screens. You can also bring a white t-shirt for printing.</i>	Location: NGBR, Orchid 3	Audience: HS	Presenter: Marcia Reybitz
06:00pm–08:00pm	Mini Studio \$No. 134 Reduction Block Printing	<i>In this workshop, participants will create a multi-color print using a single linoleum block. Printmaking is a great opportunity for student artists to build on previous bodies of work as well as explore new imagery. Participants will be given a variety of approaches to integrating printmaking into the curriculum they already teach. It is recommended that participants bring with them a simple image that they would like to use as their subject in order to maximize time as well as a flash drive.</i>	Location: NGBR, Orchid 4	Audience: MS, HS	Presenter: Megan Welch
8:00pm–9:30pm 	Member Virtual Exhibition and Reception	<i>Member Exhibition Reception at The Baker Museum.</i>	Location: The Baker Museum, Figge Conservatory		

NGBR = Naples Grande Beach Resort
 ES = Elementary School
 MS = Middle School
 HS = High School
 C/U = College/University
 M = Museums
 A/S = Administration/Supervisors

Conference Schedule

Most current conference schedule available at www.faea.org



FRIDAY

7:30am–04:30pm	Registration Open				
8:00am–9:00am	Art Forum The STEAM Machine	<i>Discover how to create your own grant-funded STEAM inspired projects that incorporate real-life activities, encourage community involvement, and challenge students to practice self-directed artistic behavior.</i>	<i>Location: NGBR, Royal Palm 8</i>	<i>Audience: ES, MS, HS</i>	<i>Presenter: Beth Dobberstein</i>
8:00am–9:00am	Art Forum Pendulum Painting Lesson	<i>This workshop will allow elementary and middle school teachers to observe a lesson that incorporates multiple content areas such as math, science, and writing through a fun and interactive art making lesson. Students use pendulums, paint, and paper to create an abstract style of art while also focusing on various artists who are known to work in this style. This lesson creates a climate of inquiry.</i>	<i>Location: NGBR, Royal Palm 7</i>	<i>Audience: ES, MS</i>	<i>Presenters: Ashley Heribacka, Heidi Tribble</i>
8:00am–9:00am	Art Forum Creating the Future with Digital Arts Camps	<i>Learn the why, what, when, and how the Pinellas County Visual Arts Elementary and Middle School Digital Arts Camps benefit students and teachers that attend.</i>	<i>Location: NGBR, Acacia 4</i>	<i>Audience: ES, MS, HS</i>	<i>Presenters: Jack Tovey, Jonathan Ogle</i>
8:00am–10:00am	Showcase Mini Studio \$No. 206 Exploring Abstract Expressionism with Liquitex Acrylics	<i>“Create amazing effects with Liquitex Soft Body Acrylics, Pouring Medium and String Gel” “We will be using colors and mediums premixed in squeeze bottles for a unique way to apply paint to canvas without brushes. Discover new marbling techniques with simple tools such as paper clips and plastic forks. Explore your inner Jackson Pollock with Liquitex String Gel” All materials will be provided. Limit 12 participants.</i>	<i>Location: NGBR, Acacia 5-6</i>	<i>Audience: MS HS C/U</i>	<i>Presenter: Joe McCarthy</i>
8:00am–10:00am	Mini Studio \$No. 207 Pinterest Favorites	<i>We all have favorite ideas “stolen” from Pinterest and I will present my four faves complete with lesson plans and materials. Participants will complete 4 projects to take back as examples ready to use Monday (maybe Tuesday). Note: These are not my own submissions to Pinterest, creator will be given credit.</i>	<i>Location: NGBR, Banyan 1-2</i>	<i>Audience: ES, MS</i>	<i>Presenter: Sue Ambrioso</i>
8:00am–10:00am	Mini Studio \$No. 208 Give Us a Hand: Casting with Flex Wax	<i>Participants will learn how to cast hands using flex wax and plaster in this 2-hr workshop. You will make a super-detailed cast of your hand using flex wax as the mold and plaster as the medium. Once cured, hands can be spray painted, decorated, or used for other artistic applications. We will cover how to implement this with students and faculty at your school, and directions and supplier information will be provided.</i>	<i>Location: NGBR, Cypress</i>	<i>Audience: All</i>	<i>Presenter: Courtney Pla</i>
8:00am–10:00am	Mini Studio \$No. 209 Time-Lapse Teaching: Innovative Approaches to Teaching Philosophies and Artist Statements	<i>This workshop is focused on the development of innovative alternatives to the traditional teaching philosophy and artist statements. Using traditional art supplies and free cell phone apps, these students created a series of engaging teaching and artist philosophies. The goal of this workshop is to prepare participants to cr</i>	<i>Location: NGBR, Hibiscus</i>	<i>Audience: MS, HS, C/U</i>	<i>Presenter: Sara Shields</i>
8:00am–10:00am	Mini Studio \$No. 210 Silkscreening on Ceramics	<i>Learn how to use Mayco’s Designer Silkscreens on ceramics using Stroke & Coat glazes for highly-detailed designs. Your students will be able to incorporate a variety of designs in combination with other glazes to create unique works.</i>	<i>Location: NGBR, Mangrove 1-2</i>	<i>Audience: All</i>	<i>Presenter: Pauline Rancourt</i>
8:15am–10:15am	Art Forum PhotoWalk	<i>Meet in the Naples Grande Lobby near the bottom of the escalators at 8:15am. Join us for a photography walk around the area. We will be walking at an easy pace with Leader and Photography Teacher Dolores Russo. Your leader, Dolores Russo, will be happy to guide you with photo tips, ideas for lesson plans and help with your camera. Besides your camera, bring hat, sunglasses, SPF, water, and snacks. This is a fun time you don’t want to miss!</i>	<i>Location: NGBR, Lobby</i>	<i>Audience: All</i>	<i>Presenter: Dolores Russo</i>
8:30am–1:00pm	Commercial Exhibit Hall	<i>Commercial Exhibit Hall is open from 8:30am-1:00pm and 2:15pm-4:30pm.</i>	<i>Location: NGBR, Royal Palm 1-5</i>		

FRIDAY

Conference Schedule

Most current conference schedule available at www.faea.org

FRIDAY

9:00am–12:00pm	<i>Half-Day Studio</i> \$No. 202 Monoprint Lab—Printing Without a Press	<i>Back by popular demand! Monoprints are a unique process in which a one-of-a-kind image is made. After learning a variety of techniques, water-based inks will be used to create a series of Monoprints in this hands-on workshop. This is a fun, easy, and inexpensive way to have your students make beautiful prints! This workshop is truly suitable for Elementary, Middle, and High school aged students. Limited to 16 participants.</i>	<i>Location:</i> NGBR, Orchid 4	<i>Audience:</i> ES, MS, HS, C/U	<i>Presenter:</i> Kymberly Moreland-Garnett
9:00am–12:00pm 	<i>Half-Day Studio</i> \$No. 203 Wax On!	<i>Encaustic painting uses melted beeswax to create rich texture and depth in wax medium paintings by incorporating colored layers, incising, collage, watercolor, oil pastels etc. This workshop includes demonstration, technique, resources, lesson plan, and a project. Bring found objects, small photos, sketches, collage materials, decorative fibers, etc. High school level.</i>	<i>Location:</i> Toni Stabile Classrooms @ The Baker Museum, Lecture Hall	<i>Audience:</i> HS	<i>Presenters:</i> Barbara Smith, Shelley Jean
9:00am–12:00pm 	<i>Half-Day Studio</i> \$No. 204 Art History & the Artistic Approach of Gaming Design	<i>This workshop is designed as an art teachers' approach to video game design with STEAM in mind. We will start by looking at periods in art history and different artistic styles as the basis to create a design format of a video game. This approach to game design allows for the beginning level computer art teacher & student to have great success with video game design. The student will scan hand drawn sketches into the computer and with a tablet and photoshop format colored and completed.</i>	<i>Location:</i> Toni Stabile Classrooms @ The Baker Museum, Computer Lab	<i>Audience:</i> MS, HS, C/U, M	<i>Presenter:</i> Beth Goldstein
9:00am–12:00pm 	<i>Half-Day Studio</i> \$No. 205 Ndebele Dolls	<i>Create a personal Ndebele (en-duh-belly) doll from Southern Africa! Attendees will use fabric, beads, yarn, and other found materials to create their doll. This is an excellent multicultural unit which stresses writing and personal choices. Adaptable to all grade levels and abilities.</i>	<i>Location:</i> Toni Stabile Classrooms @ The Baker Museum	<i>Audience:</i> All	<i>Presenter:</i> Joanna Davis-Lanum
9:00am–12:00pm	Art Supervisors' Meeting	<i>During the Supervision/Administration Division Meeting, art supervisors from across the state of Florida will have the opportunity to hear FAEA and legislative updates, discuss the status of their arts education programs and share their district's developments on current educational topics.</i>	<i>Location:</i> NGBR, Acacia 2-3	<i>Audience:</i>	<i>Presenter:</i> Ashley Spero
9:15am–10:15am	<i>Art Forum</i> Digital Awareness in the Art Room with Audience Participation	<i>What does digital awareness look like in the art room? How can art educators use digital awareness to develop digital citizenship? Ideas and techniques to promote digital awareness in middle and high school art students, developed during action research with pre-service art teachers and further explored in digital classrooms will be shared with workshop participants.</i>	<i>Location:</i> NGBR, Royal Palm 8	<i>Audience:</i> MS, HS, C/U, A/S	<i>Presenter:</i> Cindy Jesup
9:15am–10:15am	<i>Art Forum</i> Compositional Secrets of Leonardo da Vinci – A Visual Analysis	<i>Learn about the great Renaissance master Leonardo da Vinci and the secrets behind his famous masterpieces through visual analysis. This presentation will focus on the understanding of the artist's style, his art education as well as his famed painting techniques and compositional design as related to today's teaching.</i>	<i>Location:</i> NGBR, Royal Palm 7	<i>Audience:</i> All	<i>Presenter:</i> David Chang
9:15am–10:15am	<i>Art Forum</i> Digital Artist Statements	<i>This workshop covers how to use technology to enable students to create, publish and share their art work with the world. The presentation covers how to use a combination of applications the iPad that enables students to bring their art work to life.</i>	<i>Location:</i> NGBR, Royal Palm 6	<i>Audience:</i> ES	<i>Presenter:</i> Jamie Wardley
9:15am–10:15am	<i>Art Forum</i> Redeveloping Lessons Around Design Problems: From Foundation to AP	<i>See the evolution of several lessons and rubrics to incorporate specific design problems. How rubrics have been streamlined to mirror objectives in categories such as Design, Material, & Use of Time. How photographing student work after each project creates a record of objectives met/exceeded and builds the PPT imagery to help the next group better visualize the design problems. (Although most examples will be from various levels of 3D classes, the premise fits any type of media you teach.)</i>	<i>Location:</i> NGBR, Acacia 4	<i>Audience:</i> MS, HS, C/U	<i>Presenter:</i> Barbara Davis
10:30am–11:30am	<i>Art Forum</i> Making Cultural Connections: Creating a "Mini-Gallery" in Your Classroom	<i>This presentation will focus on how art prints and other resources are used throughout the school year using a "mini-gallery" approach in your classroom or art room. You will see how this strategy can generate discussion on cultural similarities and differences, language development while building vocabulary using visual art for understanding and reflection.</i>	<i>Location:</i> NGBR, Royal Palm 6	<i>Audience:</i> All	<i>Presenter:</i> Mary Cavaioli

FRIDAY

NGBR = Naples Grande Beach Resort
 ES = Elementary School
 MS = Middle School
 HS = High School
 C/U = College/University
 M = Museums
 A/S = Administration/Supervisors

Conference Schedule

Most current conference schedule available at www.faea.org



FRIDAY

10:30am–11:30am	Art Forum Staying Artistically Alive as Art Educators	<i>Become a practicing artist while teaching, participants will learn the methods of artistic confidence, establishment of value, effective photography of artworks, and professional portfolio.</i>	<i>Location:</i> NGBR, Royal Palm 7	<i>Audience:</i> All	<i>Presenter:</i> David Chang
10:30am–11:30am	Art Forum The Fund 4 Design & ART Education	<i>Share the love and share the art! The tale of art teachers who wanted to continue helping art kids even though they are "retired". Find out how you and your artsy friends can raise thousands of dollars for art students, replicate processes of the Fund 4 Design & Art Education, the AMAZING Sketchbook Project and the Isaiah Fund in your community. www.fund4arted.org</i>	<i>Location:</i> NGBR, Acacia 4	<i>Audience:</i> All	<i>Presenter:</i> Marilyn Traeger
10:30am–11:30am	Showcase Art Forum Ten Techniques for WOW Watercolor Pencil Art	<i>Watercolor pencils are easy to manipulate, extremely versatile, create unique special effects, and can be used alone or combined with pan or tube color. Join Kathi Hanson as she demonstrates her ten signature watercolor pencil techniques that create eye catching textures, vignettes, gestural markings, etc. Also learn how to create a paper palette with watercolor pencils to replace pan colors for wet on wet watercolor painting effects. Handout included.</i>	<i>Location:</i> NGBR, Royal Palm 8	<i>Audience:</i> ES MS HS C/U	<i>Presenter:</i> Kathi Hanson
10:30am–12:30pm	Mini Studio \$No. 212 Text as Art	<i>Inspired by the Spanish metal sculptor Jaume, participants will explore the theme of "Text as Art" and learn about metal sculptors. Inspired by text, poems, prose, and the simplicity and inspiration of words, visual imagery becomes the focus of this session. Participants will design and create their "Text as Art" design using recyclable materials.</i>	<i>Location:</i> NGBR, Banyan 1-2	<i>Audience:</i> ES, MS, HS	<i>Presenter:</i> Zaida Ruiz
10:30am–12:30pm	Mini Studio \$No. 213 The Amazing Balancing Art	<i>Find balance and graceful movement as we explore the colorful world of Alexander Calder. Create a multi-level mobile using simple wire and poster board. Design a sculptural base on which your mobile will perform its balancing act. Feel like a kid again incorporating as many of the elements and principles into on piece as possible. A must do, for all the "off balance artist" out there.</i>	<i>Location:</i> NGBR, Cypress	<i>Audience:</i> MS, HS	<i>Presenter:</i> Anita Smith
10:30am–12:30pm	Mini Studio \$No. 214 The Paper Architect	<i>Paper is so versatile! It's the foundation for any 3-D studio art course. Students can create amazing work from such an inexpensive medium. All it takes is the right form of inspiration. In this workshop, we'll explore a variety of paper sculpting methods combined with textural decoration techniques to create unique sculptural forms inspired from world landmark architecture.</i>	<i>Location:</i> NGBR, Hibiscus	<i>Audience:</i> MS, HS	<i>Presenter:</i> Alan McKnight
10:30am–12:30pm	Mini Studio \$No. 215 Colorful Glazing on Greenware	<i>Discover how to apply and blend glazes on greenware (unfired clay). AMACO's Teachers Palette Glazes will be used on leatherhard clay to achieve a wide range of colors. Green glazing and color theory using glazes will be discussed.</i>	<i>Location:</i> NGBR, Mangrove 1-2	<i>Audience:</i> All	<i>Presenter:</i> Kathy Skaggs
10:30am–12:30pm	Mini Studio \$No. 230 Full STEAM Ahead!	<i>A is for Art, and for the advantages the students receive when the arts are integrated throughout the curriculum. Through this workshop, participants will be introduced to research-based strategies to integrate art and science. Participants will explore water color techniques through hands-on experiences that encourage creativity and discovery while learning about the different states of matter and their physical characteristics.</i>	<i>Location:</i> NGBR, Acacia 5-6	<i>Audience:</i> ES	<i>Presenter:</i> Rosa Ansoleaga
11:45am–12:45pm	Art Forum Born to Blog	<i>Learn how easy it is to get started blogging! It will help to advocate your art program or anything else that you are passionate about. Your blog will inform and inspire others. Get the word out there about the wonderful things going on in your art room or your life!</i>	<i>Location:</i> NGBR, Royal Palm 7	<i>Audience:</i> All	<i>Presenter:</i> Sheryl Depp
11:45am–12:45pm	Art Forum Robots, Recycling, and Enrichment: Visual Arts Education in a Title 1 Elementary School	<i>The purpose of Title 1 is to "ensure that all children have a fair, equal, and significant opportunity to obtain a high-quality education" (United States Department of Education). One way this purpose can be accomplished is to provide students with enriched and accelerated academic programming. Our presentation highlights the enrichment activities offered within a visual arts project at a Title 1 Elementary School.</i>	<i>Location:</i> NGBR, Royal Palm 6	<i>Audience:</i> ES, C/U, A/S	<i>Presenter:</i> Wendy Dickinson

FRIDAY



Conference Schedule

Most current conference schedule available at www.faea.org

FRIDAY

11:45am–12:45pm	Art Forum 100+ Years of Wisdom for Novice Art Teachers	<i>This presentation is for beginning art teachers and will consist of a roundtable discussion with veteran retired teachers.</i>	<i>Location: NGBR, Acacia 4</i>	<i>Audience: ES, MS, HS</i>	<i>Presenter: William Chiodo</i>
11:45am–12:45pm	Showcase Art Forum Digital Curriculum and 21st Century Art Education	<i>The move from a print to a digital curriculum is a topic of much discussion and varied view points. We will explore the components of a digital curriculum and the effective incorporation of those components into an art educator's classroom. This session will provide concrete examples and links to the latest digital products created by Davis Publications.</i>	<i>Location: NGBR, Royal Palm 8</i>	<i>Audience: ES MS HS A/S</i>	<i>Presenter: Cindy Walker</i>
12:00pm–1:00pm	Art Forum Future Art Teacher's Forum	<i>Interested in becoming an art teacher? This session will provide attendees with the opportunity to meet Art Supervisors from across the state, learn about the arts in each of their districts and provide an open forum to ask questions about preparing for a career in art education.</i>	<i>Location: NGBR, Acacia 2-3</i>		<i>Presenter: Ashley Spero</i>
1:00pm–2:15pm	Elementary School Division Meeting	<i>Meeting for all FAEA members representing the Elementary School Division.</i>	<i>Location: NGBR, Royal Palm 6</i>		<i>Presenter: Joanna Davis-Lanum</i>
1:00pm–2:15pm	Middle School Division Meeting	<i>Meeting for all FAEA members representing the middle school division.</i>	<i>Location: NGBR, Royal Palm 7</i>		<i>Presenter: Anni Christie</i>
1:00pm–2:15pm	High School Division Meeting	<i>Meeting for all FAEA members representing the high school division.</i>	<i>Location: NGBR, Royal Palm 8</i>		<i>Presenter: Marty Loftus</i>
1:00pm–2:15pm	Higher Education Division Meeting	<i>Meeting for all FAEA members representing the higher education division.</i>	<i>Location: NGBR, Acacia 4</i>		<i>Presenter: Susannah Brown</i>
1:00pm–2:15pm	Museum Division Meeting	<i>Meeting for all FAEA members representing the museum education division.</i>	<i>Location: NGBR, Acacia 5-6</i>		<i>Presenter: Elizabeth Miron</i>
1:00pm–2:15pm	Retirees Group Meeting	<i>Meeting for all retired FAEA members. Stay current with ongoing projects, reconnect with art educator friends, and take-away new ideas.</i>	<i>Location: NGBR, Acacia 2-3</i>		<i>Presenter: William Chiodo</i>
2:15pm–4:30pm	Commercial Exhibit Hall	<i>Commercial Exhibit Hall is open from 8:30 AM-1:00 PM and 2:15 PM-4:30 PM.</i>	<i>Location: NGBR, Royal Palm 1-5</i>		
2:30pm–3:30pm	Showcase Art Forum Expand and Deepen Your Curriculum with 30,000 Digital Images	<i>Discover how Davis Digital Images can expand and deepen your students' knowledge of Fine Art and support your curriculum, with built-in features that promote independent learning, student-centered activities, and art criticism. Models for teacher and student use will be shared, as well as the chance to win a free one-year subscription.</i>	<i>Location: NGBR, Acacia 5-6</i>	<i>Audience: ES MS HS C/U A/S</i>	<i>Presenter: Robb Sandagata</i>
2:30pm–4:30pm	Mini Studio \$No. 217 Giacometti-Inspired Sculpture	<i>Learn about Giacometti and make a Giacometti-stylized stretch figure sculpture with air dry clay and wire!</i>	<i>Location: NGBR, Banyan 1-2</i>	<i>Audience: All</i>	<i>Presenter: Jen Deaton</i>
2:30pm–4:30pm	Mini Studio \$No. 218 Charcoal Drawing	<i>Hands on workshop teaching charcoal techniques for grades k through 5. Participants will leave with their own samples for each grade level.</i>	<i>Location: NGBR, Cypress</i>	<i>Audience: ES</i>	<i>Presenters: Laurie Belle, Chad Lyons</i>
02:30pm–04:30pm	Mini Studio \$No. 219 It's a Piece of Cake! Art of Wayne Thiebaud	<i>We will present the Art of Wayne Thiebaud through 2D and 3D adaptations. Lesson plans include perspective drawings yummy desserts, as well as making a clay slab box that looks like a piece of cake. We will once again share our clay cupcakes, too, if time permits.</i>	<i>Location: NGBR, Hibiscus</i>	<i>Audience: ES, MS, HS</i>	<i>Presenters: Delta Jones, Mary Hensel</i>

FRIDAY

NGBR = Naples Grande Beach Resort
 ES = Elementary School
 MS = Middle School
 HS = High School
 C/U = College/University
 M = Museums
 A/S = Administration/Supervisors

Conference Schedule

Most current conference schedule available at www.faea.org



FRIDAY

2:30pm-4:30pm	Mini Studio \$No. 220 Art is all fun and GAMES	<i>This is a workshop focused on art games. How to get your students to use their own devices, ways to incorporate smart board and Promethean without fancy up-grades. I will review several games already on the market, some that are off the market, and how to make your own games using your own unit and year terms, artist, periods in art, and art history. This process is designed to be all inclusive for your ELL and SPED learners. Bring our own device if you have one!</i>	Location: NGBR, Mangrove 1-2	Audience: All	Presenter: Beth Goldstein
2:30pm-4:30pm	Mini Studio \$No. 221 Pablo Picasso - Jazzy Art and Music	<i>Celebrate Pablo Picasso with Jazzy Art and Music. Hands-on workshop to make abstract and cubist works of art using everyday art materials found in your art room.</i>	Location: NGBR, Orchid 3	Audience: ES	Presenter: Kim Chauncy
2:30pm-4:30pm	Mini Studio \$No. 222 FAN-Tastic Mini Folding Fans with Chinese Brush Watercolor Markers	<i>In this lesson attendees will create functional mini fans made from a variety of different materials. Participants will also be shown how to use brush markers and blending tools to create artistic designs on their customized fans. Everyone will get to take their finished fans with them to use throughout the conference. Lesson plans will be provided for this hands-on activity.</i>	Location: NGBR, Orchid 4	Audience: ES, MS, HS	Presenters: Debra Cline, Melissa Aldan
2:30pm-4:30pm 	Mini Studio \$No. 223 Inexpensive Printmaking: All You Need is a Knife and Some Cardboard	<i>Anyone can teach printmaking using simple inexpensive tools. In this workshop you will learn how to create a printing surface with cardboard and an exacto knife, pull a print without a printing press, and inspire creativity using color and design. This is a quick easy lesson that can satisfy all your printmaking needs or lead to more advanced techniques.</i>	Location: Toni Stabile Classrooms @ The Baker Museum, Lecture Hall	Audience: MS, HS	Presenter: Catherine Rivera
2:30pm-4:30pm 	Mini Studio \$No. 224 Photo Compositing	<i>The workshop will focus on various techniques and reasons to combine images using Photoshop. Attendees will be introduced to work by well-known artists of the genre as well as work produced by high-school students. During the workshop I will demonstrate combining images using selection tools, filters and blending modes. Attendees are invited to bring several of their own images to use to create their own composite image after the demonstration.</i>	Location: Toni Stabile Classrooms @ The Baker Museum, Computer Lab	Audience: MS, HS, C/U	Presenter: Jessica Greenberg
2:30pm-4:30pm 	Mini Studio \$No. 225 Water Bottle Wonders	<i>Using trash we make treasure. With collections of plastic bottles, containers, lids, paper scraps, and more we will combine, form, and create sculptures that are fun to make. Using scissors, tape, glue, hole punchers, brass brads, yarn, and other kid friendly tools and materials we will create functional and fun sculptures.</i>	Location: Toni Stabile Classrooms @ The Baker Museum	Audience: ES, MS, HS	Presenter: Robert Sherry
2:30pm-4:30pm	Districts Assembly Meeting	<i>A chance for representatives from local art teacher/educator associations to get together.</i>	Location: NGBR, Acacia 2-3		Presenter: Elizabeth Jenkins
5:00pm-6:15pm	General Session 2	<i>General Session with keynote speaker Clyde Butcher.</i>	Location: NGBR, Royal Palm 6-8 & EC		
7:00pm-9:00pm 	Welcome Reception	<i>Welcome Reception sponsored by Ringling College of Art and Design.</i>	Location: The von Liebig Art Center, Gallery		
9:30pm-11:00pm	Artist Bazaar and Open Studio	<i>The Artist Bazaar is an event for FAEA members and local associations to sell their artistic creations. A simultaneous open studio where FAEA is partnering with Empty Bowls Naples. During this event FAEA members will be painting pottery for Empty Bowls 2016 which raises money for the Harry Chapin Warehouse. Donate your talents and reserve a bowl to paint!</i>	Location: NGBR, All Royal Palm Foyers		

FRIDAY



Conference Schedule

Most current conference schedule available at www.faea.org

SATURDAY

7:30am–8:30am	FAEA Awards Breakfast	<i>Join us as we honor this year's FAEA award winners. Limited tickets available for purchase. Ticket Required</i>	<i>Location: NGBR, Vista Ballroom</i>		<i>Presenter: Mabel Morales</i>
7:30am–4:30pm	Registration Open				
8:30am–1:30pm	Commercial Exhibit Hall	<i>Commercial Exhibit Hall open from 8:30 AM-1:30 PM with 1.5 hours of dedicated exhibit time to start the morning.</i>	<i>Location: NGBR, Royal Palm 1-5</i>		
9:45am–10:45am	Art Forum Tips and Tricks for Great Classroom Management	<i>Do you need some tips and tricks to avoid the typical art room chaos? Come join me for some quick easy tips to get your art room flow in working order!</i>	<i>Location: NGBR, Royal Palm 7</i>	<i>Audience: ES</i>	<i>Presenter: Lindsay Waguespack</i>
9:45am–10:45am	Art Forum Tips for Keeping your Sanity in an Art Classroom	<i>Tips for Organizing yourself and your classroom. 1.How to evaluate student work fairly for all involved - a grading system using students to evaluate their own work 2.Classroom flow and supply stations, for students working independently 3.Objectives for Evaluation - Middle, Junior High and High School</i>	<i>Location: NGBR, Acacia 4</i>	<i>Audience: MS, HS and Junior HS</i>	<i>Presenter: Sandra Dallas Smith</i>
9:45am–10:45am	Art Forum Art Education Reverberations	<i>We often need to rediscover and reclaim our art/educator selves, and the flow of energy from within our lives. Art educator participation in research can nurture personal and professional development and can be used as a tool for refining and evaluating teaching. In this session, a panel of art educators will offer examples of their current art education research interests, designs and findings, which transform their lives and practices.</i>	<i>Location: NGBR, Royal Palm 6</i>	<i>Audience: All</i>	<i>Presenter: Michelle Tillander</i>
9:45am–10:45am	Art Forum ArtTreks for All Kids Included: Inclusion of All Students in Museum Field Experiences	<i>Museum Field Experiences can be exciting and motivating for all students. The goal of the program is to create an educational environment where students with disabilities can learn about art in an inclusive out-of-school social setting. Participants will be introduced to working with students with disabilities on a Museum Field Experience and provided ideas for hands-on projects and activities for differentiated instruction in a museum setting</i>	<i>Location: NGBR, Royal Palm 8</i>	<i>Audience: All</i>	<i>Presenters: Mabel Morales, Lilian Villalba, Alina Rodriguez</i>
10:00am–12:00pm	Mini Studio \$No. 307 21st Century Art Teacher: Honoring the Past, Creating the Future	<i>This Bring Your Own Device workshop will explore how to teach students to develop their personal imagery by creating Art using multiple devices and applications. Starting with a concept we'll explore how to generate ideas followed by taking photos or drawing or painting subjects related to those ideas using any device the attendee has. Using different apps we'll manipulate, and combine those images to create a personal Artwork. Attendees should bring a device with apps to create images.</i>	<i>Location: NGBR, Acacia 2-3</i>	<i>Audience: ES, MS, HS</i>	<i>Presenter: Jack Tovey</i>
10:00am–12:00pm	Mini Studio \$No. 308 Pastel Painting	<i>Ever wonder what to do with those small pieces of pastels? Try combining drawing and painting mediums and techniques for K-12 students to create impasto pieces of artwork that reflects Vincent van Gogh's unique painting style and use of color theory.</i>	<i>Location: NGBR, Acacia 5-6</i>	<i>Audience: ES, MS, HS</i>	<i>Presenter: Patricia Priscoe</i>
10:00am–12:00pm	Mini Studio \$No. 309 Mindfulness Meditation with Expressive Mandala Creation	<i>Mindfulness Meditation is a perfect way for teachers to de-stress and find peace of mind. Meditation and expressive arts make a very calming combination. Participants will learn and practice several styles of Mindfulness meditation, followed by a soothing mandala creation. Anyone can meditate. It's simply learning to pay attention to the breath or sensations, without judgment. Students can also benefit from meditation, which has been shown to improve both mental & physical health.</i>	<i>Location: NGBR, Banyan 1-2</i>	<i>Audience: All</i>	<i>Presenter: Judy Lyon</i>
10:00am–12:00pm	Mini Studio \$No. 310 Fab Felts	<i>Felting is one of the oldest methods of creating fabric and can be quite labor intensive. The world of felting has been revolutionized with current methods that allow the fiber artist to create extremely simple to incredibly complex pieces with minimal effort. Have fun experimenting and creating one of kind textures, using an explosion of color with wool roving and various techniques, while creating wearable art.</i>	<i>Location: NGBR, Cypress</i>	<i>Audience: All</i>	<i>Presenter: Robin West</i>

SATURDAY

NGBR = Naples Grande Beach Resort
 ES = Elementary School
 MS = Middle School
 HS = High School
 C/U = College/University
 M = Museums
 A/S = Administration/Supervisors

Conference Schedule

Most current conference schedule available at www.faea.org



SATURDAY

10:00am–12:00pm	Mini Studio \$No. 311 Getting It All In: From Hypothesis Making to Creating Art	<i>Trying to make the most of every minute of class time? Frustrated trying to get everything in for that annual evaluation? Come make some art while engaging in strategies that may impact the current evaluation systems. Strategies that work, are quick and painless. We'll use a self-portrait lesson as an example for integrating these strategies.</i>	Location: NGBR, Hibiscus	Audience: ES	Presenter: Marcia Meale
10:00am–12:00pm	Mini Studio \$No. 312 Give us a Hand: Casting with Flex Wax	<i>Participants will learn how to cast hands using flex wax and plaster in this 2-hr workshop. You will make a super-detailed cast of your hand using flex wax as the mold and plaster as the medium. Once cured, hands can be spray painted, decorated, or used for other artistic applications. We will cover how to implement this with students and staff at your school, and directions and supplier information will be provided.</i>	Location: NGBR, Mangrove 1-2	Audience: All	Presenter: Courtney Pla
10:00am–12:00pm 🚗	Mini Studio \$No. 314 Digital Artist Statements	<i>This session will present some different ways for students to critique and evaluate their artwork and learning. Using iPads and artists statements, teachers will learn how students can use technology to communicate with others about their artwork.</i>	Location: Toni Stabile Classrooms @ The Baker Museum, Computer Lab	Audience: ES	Presenter: Jamie Wardley
10:00am–1:00pm 🚗	Half-Day Studio \$No. 301 Alla Prima Painting in Grisaille	<i>Learn to create paintings in grisaille. This time-tested painting method has helped train numerous masters throughout the history of art. Participants will observe a demonstration and then produce a composition from a masterpiece. Materials and a colored handout will be provided.</i>	Location: Barron G. Collier High School, Studio 1	Audience: All	Presenter: David Chang,
10:00am–1:00pm 🚗	Half-Day Studio \$No. 302 A Stitch in Times	<i>In this workshop you will learn how to create a beautiful decorative pillow using yarn, beads, ribbons, buttons and sequins. This lesson will integrate visual aesthetic design with a utilitarian art piece.</i>	Location: Barron G. Collier High School, Studio 2	Audience: ES, MS	Presenter: Lourdes Fuller,
10:00am–1:00pm 🚗	Half-Day Studio \$No. 334 Crayons to Computers: An Introduction to the Artweaver Software Program as a Medium in the Art Room	<i>In this three-hour hands on presentation participants will create an introductory project via Artweaver, a free for educational use Windows software program that will work best in schools where budget is always a concern and has been successfully used in the Art Technology Program throughout Miami-Dade County Public Schools.</i>	Location: Barron G. Collier High School, Studio 3	Audience: ES	Presenter: Joanne Baquedano-Diaz
11:00am–12:00pm	Art Forum Evaluating the School Community through Photovoice: Reflections and Applications to Project-Based Initiatives	<i>Explore the use of photovoice with high school students and the application of participatory approaches in the development of project-based activities. Reflections about the step by step implementation of this approach and findings about the students' experiences will be shared. Potential applications to daytime curricula and afterschool programs will be discussed.</i>	Location: NGBR, Royal Palm 7	Audience: HS	Presenter: Marisa Agama
11:00am–12:00pm	Art Forum Graduate Art Education Programs in Florida: Options for Professional and Educational Growth	<i>This presentation provides information about graduate art education programs in Florida. Attendees will meet faculty from universities across the state and hear options for obtaining graduate degrees that provide opportunities for increases in salary, an expansion of professional knowledge, or additional career options. Masters degrees with online or evening coursework will be discussed, along with doctoral degrees, and options in museum education, arts administration, and art therapy.</i>	Location: NGBR, Acacia 4	Audience: All	Presenters: Michelle Tillander, Sara Shields, Jeffrey Broome
11:00am–12:00pm	Art Forum Artsonia: More Than Just an Online Art Museum	<i>Artsonia is a comprehensive tool and resource for art teachers! The website is a place to feature student work and share the artwork with friends and relatives far away.</i>	Location: NGBR, Royal Palm 6	Audience: ES, MS, HS	Presenter: Britt Feingold

SATURDAY



Conference Schedule

Most current conference schedule available at www.faea.org

SATURDAY

11:00am–12:00pm	Showcase Art Forum Photography - Through the Lens - A View to the World	<i>Young artists today, assume themselves to be photographers, by nature of their digital tools at hand. We, as art educators have a responsibility to “teach photography”. This workshop concentrates on the skills and tools a photographer must develop. Workshop attendees will view “Focus on Photography”, by Davis Publications, and will receive examples of lessons, artist profiles, studio support and assessment masters.</i>	<i>Location: NGBR, Royal Palm 8</i>	<i>Audience: HS A/S</i>	<i>Presenter: Cindy Walker</i>
11:30am–1:00pm	Past President’s Luncheon	<i>FAEA Past President’s Luncheon</i>	<i>Lobby Cafe</i>		<i>Presenter: Mabel Morales</i>
12:15pm–1:15pm	Art Forum The Art of Photography and the Science of How We See!	<i>This workshop, based on the Aesthetic Realism Teaching Method, shows how beauty is in the art of photography and the optics of the human eye—and how the purpose of both is to see the world and people fairly. Through this principle by Eli Siegel, educator and founder of Aesthetic Realism, “The world, art, and self explain each other: each is the aesthetic oneness of opposites,” students see how art and science are related to themselves. They learn successfully and become deeper, kinder persons.</i>	<i>Location: NGBR, Acacia 4</i>	<i>Audience: HS</i>	<i>Presenters: Len Bernstein, Rosemary Plumstead</i>
12:15pm–1:15pm	Art Forum Gateways in Clay	<i>Engage students with a memorable thematic assignment that is inspired by monumental artworks from around the world and across time. Inspire students to narrate and symbolize meaningful experiences from their lives while combining a variety of clay hand-building techniques including modeling, slab-construction, incising, and relief. The assignment is open-ended and adaptations for varied classroom settings will be provided. Modifications for students with exceptional needs will be presented.</i>	<i>Location: NGBR, Royal Palm 7</i>	<i>Audience: MS, HS</i>	<i>Presenter: Shannon Furst</i>
12:15pm–1:15pm	Art Forum Teacher-Made Art Exams and the End of Course Exam in Art for 5th Grade	<i>End of Course Exams have been sweeping the state of Florida. During the 2014-2015 school year, all of my 5th grade students were required to take an EOC in art. My research investigates whether or not quality, teacher-made art exams would better prepare students for the EOC in art, thus resulting in higher scores. I compare and contrast data from my students’ scores to the students’ scores in the district and reveal personal meaning and the implications my findings have for art education.</i>	<i>Location: NGBR, Royal Palm 8</i>		<i>Presenters: Thomas Brewer, Deanna Filiault</i>
12:15pm–1:15pm	Art Forum Pathways to Becoming a Florida Arts Model School	<i>The Florida Department of Education, in partnership with the Florida Alliance for Arts Education (FAAE), seeks to identify model arts education programs in schools throughout Florida. Join FAAE staff to learn how your school can earn the FAMS Designation.</i>	<i>Location: NGBR, Royal Palm 6</i>		<i>Presenter: Julie Hebert,</i>
12:30pm–2:30pm	Showcase Mini Studio \$ No. 317 Glass Fusing Beyond Basic Layering of Glass Pieces	<i>This is a hands-on workshop introducing a wide variety of kiln forming techniques such as on edge design, easy holes without a drill, and intricate shapes without a saw. The hands-on projects will be prepared for easy transportation to your own kiln; firing schedules will be provided. The presentation part of the workshop is about a wide variety of kiln forming techniques with some low cost but beautiful glass art results. DVD with presentations and videos will be given to each participant.</i>	<i>Location: NGBR, Acacia 5-6</i>	<i>Audience: MS, HS</i>	<i>Presenters: Steve Shupper, Petra Kaiser</i>
12:30pm–2:30pm	Mini Studio \$ No. 318 Masking Tape Sculpture	<i>Participants will create sculptures using a bottle or book as a base after being introduced to the use of masking tape as a sculpture medium. This technique can be used over a variety of discarded items (shoes, dolls, chipped statues, shells, walking sticks, rainsticks, CDs, toys, keychains, lidded jars- the possibilities are endless.) Several techniques are demonstrated and directions for finishing work will be provided. Participants can bring a small armature or choose from those provided.</i>	<i>Location: NGBR, Banyan 1-2</i>	<i>Audience: ES, MS, HS</i>	<i>Presenter: Anna Marie Sealey</i>
12:30pm–2:30pm	Mini Studio \$ No. 319 ReBound: Junk Journals	<i>Re-Bound: Junk Journals is a workshop for designing, creating, and innovating crazy books from found and recycled materials. In this hands-on workshop, participants will learn how to creatively repurpose everything from gameboards to piano keys, how to execute multiple bookbinding techniques, and how to fuse plastic bags into awesome book covers.</i>	<i>Location: NGBR, Cypress</i>	<i>Audience: MS, HS, C/U, M, A/S</i>	<i>Presenters: Margaret Kempson, Lindsay Kessler</i>

SATURDAY

NGBR = Naples Grande Beach Resort
 ES = Elementary School
 MS = Middle School
 HS = High School
 C/U = College/University
 M = Museums
 A/S = Administration/Supervisors

Conference Schedule

Most current conference schedule available at www.faea.org



SATURDAY

12:30pm–2:30pm	Mini Studio \$ No. 320 Tar Paper AKA Roofing Felt	<i>Have you ever started a painting or drawing in fear because you knew your canvas or paper was so very expensive? Tar paper is the answer. We love roofing felt for its texture, dramatic black color, versatility, endurance and cost! Learn a little history, view artists' works, & test drive a couple of different concepts.</i>	Location: NGBR, Hibiscus	Audience: All	Presenter: Marilyn Traeger
12:30pm–2:30pm 	Mini Studio \$ No. 322 Hands-On Presentation by Matthew Reinhart	<i>Cut, fold & repeat! Learn how to make three-dimensional, moving paper pop-ups with NYTimes best-selling author, illustrator and paper engineer Matthew Reinhart in this special one-hour hands-on workshop for FAEA Members. Transform paper into dazzling pop-up wonders!</i>	Location: Toni Stabile Classrooms @ The Baker Museum, Lecture Hall	Audience: All	Presenter: Matthew Reinhart
12:30pm–2:30pm 	Mini Studio \$ No. 323 Video Documentation Process	<i>Participants will be introduced to video documentation of the AP Studio Art portfolios. Learn simple techniques for recording video and editing for submission to YouTube directly from a smart phone.</i>	Location: Toni Stabile Classrooms @ The Baker Museum, Computer Lab	Audience: HS, A/S	Presenter: Celestin Joseph
12:30pm–2:30pm 	Mini Studio \$ No. 324 Partners in Art—Museums and Art Educators	<i>This workshop is designed to inspire K-12 educators and museum educators to think creatively about partnership opportunities. The presentation and related hands-on workshop features ArtSmart – The Baker Museum's collaborative outreach program. Also included is a visit to The Baker Museum galleries for an interactive discussion on incorporating artwork into classroom experiences and lessons.</i>	Location: Toni Stabile Classrooms @ The Baker Museum	Audience: ES, MS, HS, M	Presenter: Jessica Wozniak
12:30pm–2:30pm	Mini Studio \$ No. 335 Doodle, Draw, Print, or Glue—Altered Photographs for Any Age	<i>Participants will experience using different techniques to alter photos and turn them into new works of art using modeling paste, paint, makers, printmaking techniques, collage, and other media. This project can be adapted for any age group. Participants should bring 2 identical 4x6 or 5x7 black and white photos (no photocopies please).</i>	Location: NGBR, Mangrove 1-2	Audience: All	Presenter: Glenda Lubiner
1:30pm–2:30pm	Art Forum Lesson and Sketchbook Connections	<i>We will be diving into lesson structure and how to incorporate common core. She will have overall ideas/tips for weekly, monthly, and yearly overview of all lessons. We will also include sketchbook uses/planning strategies. This can be used for Elementary and Middle School Areas.</i>	Location: NGBR, Royal Palm 8	Audience: ES, MS	Presenters: Tiffany Weaver, Brannan Lawson
1:30pm–2:30pm	Art Forum Paintings as a Narrative	<i>Instructors will gain skills and practice in guiding students in the activity of reading a painting. This visual literacy exercise has multiple cross over vocabulary and processes that will help improve students skills in reading comprehension and world history. With this activity a student's will gain a greater understanding of how artists use the elements and principles of design, thus teaching explicitly how viewing and creating art is a thinking process.</i>	Location: NGBR, Royal Palm 7	Audience: MS, HS	Presenter: Terry Thompson
1:30pm–2:30pm	Art Forum Set the Stage—Run the Show!	<i>We might see the art room as a stage where the teacher is director, designer, choreographer, writer, stage hand and more. Just as in a stage production, everything must contribute to success, This session suggests ways of handling curriculum, time management, tips for efficient preparation, budgeting, questioning, child development and more.</i>	Location: NGBR, Acacia 4	Audience: ES	Presenter: Nan Williams
1:30pm–2:30pm	Art Forum 3-D Art: Okay, Now How Do I Teach This?!	<i>3D Art is one of the most rewarding classes I have ever taught, but it took me a while to get my bearings. Many of the lessons were geared towards Elementary students, which made it hard to find ideas. In this workshop I will show you projects I have done with my classes, where I get my materials from, and share lesson plans with you. There will be a Q+A at the end.</i>	Location: NGBR, Royal Palm 6	Audience: MS, HS	Presenter: Courtney Pla
1:30pm–2:30pm	Big Giveaway for New Art Teachers	<i>This event is for new teachers who have been teaching 3 years or less. Invitation is required to attend and can be requested at registration.</i>	Location: NGBR, Acacia 2-3		

SATURDAY



Conference Schedule

Most current conference schedule available at www.faea.org

SATURDAY

2:00pm–5:00pm	<i>Half-Day Studio</i> \$ No. 303 Do You Want to Be Plein Air Painting and Residency Ready?	<i>Patricia Cummins will describe her fifteen year creative journey from plein air painter to National Park Resident Artist. This workshop begins with a slide lecture outlining Pat's successful steps taken and resulting in her selection to fifteen invitational residencies. Pat will also demonstrate her plein air techniques with pastel and oil, and participants paint plein air on the sandy beach of the Gulf of Mexico.</i>	<i>Location:</i> NGBR, Orchid 3	<i>Audience:</i> All	<i>Presenter:</i> Patricia Cummins
2:00pm–5:00pm	<i>Half-Day Studio</i> \$ No. 304 Keeping it FRESH: Watercolor Techniques for the Classroom and Beyond	<i>Explore the unique properties of this magical medium. First practice the use of transparent, flat, and graduated washes; layering and glazing. Then transform the ordinary into extraordinary by using everyday objects and sound design.</i>	<i>Location:</i> NGBR, Orchid 4	<i>Audience:</i> All	<i>Presenters:</i> Jerilyn Brown, Barbara Brubaker
2:00pm–5:00pm 🚗	<i>Half-Day Studio</i> \$ No. 305 Drawing in Silver Point	<i>Discover the classical drawing concepts and techniques in silver point. Participants will learn innovative teaching methods for various age levels and create a drawing in silver point employing methods experienced in this session.</i>	<i>Location:</i> Barron G. Collier High School, Studio 1	<i>Audience:</i> All	<i>Presenter:</i> David Chang
2:00pm–5:00pm 🚗	<i>Half-Day Studio</i> \$ No. 306 Bulk-mail Bouquets	<i>Participants will make flowers from gardening catalogs, seed packets, and other gardening cast-offs. Lesson plans will include step-by-step instructions on how to make several projects based on teaching the parts of a flower and flower uses (apart from decoration).</i>	<i>Location:</i> Barron G. Collier High School, Studio 2	<i>Audience:</i> All	<i>Presenter:</i> Gwenn Seuling
2:45pm–3:45pm	<i>Art Forum</i> Picasso/Dali, Dali/Picasso	<i>The story of Pablo Picasso and Salvador Dali is one of influence, rivalry and artistic greatness. Both men were born in Spain, Picasso in 1881 and Dali 23 years later in 1904. Each artist, drawing his art from an interior and personal vision, tried to rescue the power of art from meaningless invention. In doing so they changed the ways that art was understood.</i>	<i>Location:</i> NGBR, Royal Palm 6	<i>Audience:</i> All	<i>Presenter:</i> Craig Petersburg
2:45pm–3:45pm	<i>Art Forum</i> Online Adjudication: Making the Process of Judging Simple	<i>An online submission platform used as the Authentic Assessment for K-12 District Visual Arts Programs is the wave of the future. Participants will be introduced to the online submission platform for all authentic assessments and subsequently an Adjudication/Curatorial Program for teachers used by Miami-Dade County Public School Visual Arts Program.</i>	<i>Location:</i> NGBR, Royal Palm 8	<i>Audience:</i> ES, MS, HS	<i>Presenter:</i> Mabel Morales
2:45pm–3:45pm	<i>Art Forum</i> Using Hip-Hop Music to Enhance Discussions on Postmodern Art	<i>This presentation details instructional experiences using hip-hop music as a tool for introducing and clarifying aspects of postmodern art. The presenter will introduce characteristics of postmodern art, and his personal account in using hip-hop as a teaching tool in this context. He will discuss the importance of making connections to students' interests when presenting conceptually complex topics. Concluding discussions will address the applicability of such methods to secondary schooling.</i>	<i>Location:</i> NGBR, Royal Palm 7	<i>Audience:</i> All	<i>Presenter:</i> Jeffrey Broome
2:45pm–3:45pm	<i>Art Forum</i> Get Involved: Emerging Art Leaders	<i>Do you want to be more involved, but don't know how to get started? FAEA's President-Elect will guide you through the various areas of involvement on a state level from presenting at conference to becoming a board member. Find your visual voice and become an emerging art leader for your profession today.</i>	<i>Location:</i> NGBR, Acacia 4	<i>Audience:</i> All	<i>Presenter:</i> Nicole Crane
3:00pm–5:00pm	<i>Showcase Mini Studio</i> \$ No. 325 Spirit Trees	<i>Stories, legends and allegories are plentiful regarding the connections between humans and trees. In this Blick Art Materials workshop, participants will create a sculptural "Tree of Life" that can be painted and personalized with objects and images suspended from the branches or gathered around the roots.</i>	<i>Location:</i> NGBR, Acacia 2-3	<i>Audience:</i> ES MS HS M	<i>Presenter:</i> Julie Swanson Davis

SATURDAY

NGBR = Naples Grande Beach Resort
 ES = Elementary School
 MS = Middle School
 HS = High School
 C/U = College/University
 M = Museums
 A/S = Administration/Supervisors

Conference Schedule

Most current conference schedule available at www.faea.org



SATURDAY

3:00pm–5:00pm	<i>Mini Studio</i> \$ No. 326 Inexpensive Printmaking: All You Need is a Knife and Some Cardboard	<i>Anyone can teach printmaking using simple inexpensive tools. In this workshop you will learn how to create a printing surface with cardboard and an exacto knife, pull a print without a printing press, and inspire creativity using color and design. This is a quick easy lesson that can satisfy all your printmaking needs or lead to more advanced techniques.</i>	<i>Location:</i> NGBR, Acacia 5-6	<i>Audience:</i> MS, HS	<i>Presenter:</i> Catherine Rivera
3:00pm–5:00pm	<i>Mini Studio</i> \$ No. 327 Dynamic Figures in Wire	<i>Students can create successful and dynamic wire figures. Come and learn a step-by-step process to make 3-dimensional wire sculptures (12" x 6"). Participants will make a wire sculpture with a stand, posed in an action pose of their choosing and add accessories if desired.</i>	<i>Location:</i> NGBR, Banyan 1-2	<i>Audience:</i> ES, MS, HS	<i>Presenter:</i> Emily Lees
3:00pm–5:00pm	<i>Mini Studio</i> \$ No. 328 Be a QR Star! Story Quilts Go High Tech	<i>Learn how to bring your students' voices to life in this hands-on workshop that incorporates the art of quilting and the technology of QR codes. Participants will create their own paper quilt square, write and record a short story about it, and then upload the story to a QR creator. When the artwork is displayed, smart phone code readers will play back the stories. Lesson plans and materials provided.</i>	<i>Location:</i> NGBR, Cypress	<i>Audience:</i> ES, MS	<i>Presenter:</i> Leslie Loughran
3:00pm–5:00pm	<i>Mini Studio</i> \$ No. 330 Fashion Design and Photography	<i>Design with flair using recycled materials and reclaimed fabric. Learn how to photograph your fashion creations with drama and artistic creativity. Fashion design lessons emphasizing photography are shared during this workshop.</i>	<i>Location:</i> NGBR, Mangrove 1-2	<i>Audience:</i> ES, MS, HS, C/U	<i>Presenter:</i> Susannah Brown
3:00pm–5:00pm 🚗	<i>Mini Studio</i> \$ No. 331 Hands-On Presentation by Matthew Reinhart	<i>Cut, fold & repeat! Learn how to make three-dimensional, moving paper pop-ups with NYTimes best-selling author, illustrator and paper engineer Matthew Reinhart in this special one-hour hands-on workshop for FAEA Members. Transform paper into dazzling pop-up wonders!</i>	<i>Location:</i> Toni Stabile Classrooms @ The Baker Museum, Lecture Hall	<i>Audience:</i> All	<i>Presenter:</i> Matthew Reinhart
3:00pm–5:00pm 🚗	<i>Art Forum</i> \$ No. 332 Experimental Typography	<i>Experimental typography is a design trend for today. It is unconventional and artistic approach rather than the emphasis on legibility. This session will introduce how to create an easy typographic portrait in Photoshop using tools like Color Range and creating type brushes.</i>	<i>Location:</i> Toni Stabile Classrooms @ The Baker Museum, Computer Lab	<i>Audience:</i> MS, HS, C/U	<i>Presenter:</i> Joo Kim
3:00pm–5:00pm 🚗	<i>Mini Studio</i> \$ No. 333 It's a Piece of Cake! Art of Wayne Thiebaud	<i>We will present the Art of Wayne Thiebaud through 2D and 3D adaptations. Lesson plans include perspective drawings yummy desserts, as well as making a clay slab box that looks like a piece of cake. We will once again share our clay cupcakes, too, if time permits.</i>	<i>Location:</i> Toni Stabile Classrooms @ The Baker Museum	<i>Audience:</i> ES, MS, HS	<i>Presenters:</i> Delta Jones, Mary Hensel
4:00pm–5:00pm	<i>Art Forum</i> The Socially Conscious Selfie Project	<i>The selfie is a contemporary artifact. The selfie is used to convey many messages, whether in social media or for making memories, and contributes to local and/or cultural movements. The Socially Conscious Selfie Project explores selfies as a reflection of sense of self, place and community. Hear about the goals, intent, plans, and the process so far, including successes and snafus of a collaborative virtual art project. An adaptable lesson will be shared and discussed.</i>	<i>Location:</i> NGBR, Royal Palm 6	<i>Audience:</i> MS, HS, C/U, M	<i>Presenter:</i> Jennifer Hamrock
4:00pm–5:00pm	<i>Art Forum</i> Something Different	<i>Cassandra will share insightful and encouraging experiences from her years in the classroom and Professional life that will stir the imagination and motivate art teachers who are searching for something different.</i>	<i>Location:</i> NGBR, Acacia 4	<i>Audience:</i> ES, MS, HS	<i>Presenter:</i> Cassandra Newman
4:00pm–5:00pm	<i>Art Forum</i> Art Fairs! Art Fairs!	<i>Miami has become one of the art world powers in the U.S. and Internationally. The ever-expanding roster of Art Fairs and pop-up exhibitions, and the schedule of events is never ending. Join us as we walk you through the most amazing Art Fairs and events.</i>	<i>Location:</i> NGBR, Royal Palm 8	<i>Audience:</i> All	<i>Presenters:</i> Linda Mangual, Lilian Villalba
4:00pm–5:00pm	<i>Art Forum</i> Share Space	<i>Join this open and lively discussion and share some of the great ideas that you have learned in workshops or in your classroom! Feel free to bring projects that you have made while at conference (or elsewhere) and images for others to check out!</i>	<i>Location:</i> NGBR, Hibiscus	<i>Audience:</i> All	<i>Presenter:</i> Lark Keeler
7:00pm–11:00pm	Black and White Gala	<i>Celebrate the end of another successful conference. Limited number of tickets available for purchase. Ticket Required</i>	<i>Location:</i> NGBR, Vista Ballroom		

SATURDAY



Conference Schedule

Most current conference schedule available at www.faea.org

NGBR = Naples Grande Beach Resort
 ES = Elementary School
 MS = Middle School
 HS = High School
 C/U = College/University
 M = Museums
 A/S = Administration/Supervisors

SUNDAY

8:00am–9:15am	Registration Open				
8:45am–10:45am	<i>Mini Studio</i> \$ No. 401 Street Painting	<i>In this hands on workshop, teachers will learn about the history of street painting that dates back to renaissance times, when artists would be commissioned to create artworks on the sidewalk using chalk pastels.</i>	<i>Location:</i> NGBR, Acacia 2-3	<i>Audience:</i> ES, MS, HS	<i>Presenter:</i> Jamie Wardley
8:45am–10:45am	<i>Mini Studio</i> \$ No. 402 Art on a Cart: Make it Easy by Flipping the Classroom	<i>This workshop will take participants through the process of inspiring artist or artistic problem showcase as well as photographing and video taping creation of an example artwork. Come with a smartphone or tablet and ideas. Let's make and share!</i>	<i>Location:</i> NGBR, Acacia 5-6	<i>Audience:</i> ES, MS	<i>Presenter:</i> Tamala Cusumano
8:45am–10:45am	<i>Mini Studio</i> \$ No. 403 Leonardo's Horse	<i>Learn about the crazy yet, epic adventure of Leonardo DaVinci's Statue of The Horse finally getting made in the 20th century by an American. We will make clay horses with an easy and successful technique for students of all ages.</i>	<i>Location:</i> NGBR, Banyan 1-2	<i>Audience:</i> ES, MS, HS	<i>Presenters:</i> Delta Jones, Mary Hensel
8:45am–10:45am	<i>Mini Studio</i> \$ No. 404 Creative Expression Photo Essay with Mixed Media Designs	<i>This studio workshop will explore the process of photographing unique media in non-traditional ways. Participants will experiment with different effects using food coloring, water, and oil. Attendees will then utilize mixed media designs to create expressive photo essays. The padlet webpage will be emphasized to demonstrate the application of organizing and sharing photo essay projects in your own classroom or workplace.</i> <i>** Please bring a camera or smart device to the workshop.</i>	<i>Location:</i> NGBR, Cypress	<i>Audience:</i> All	<i>Presenter:</i> Ashley Hartman
8:45am–10:45am	<i>Mini Studio</i> \$ No. 405 The Truth about Color	<i>The student will be able to plan and carry out scientific investigations to compare "truths" in art versus "truths" in science, and use the elements of art to express their findings in a work of art. That's what I asked my 5th graders to do this year. The "Truth about Color" amazes people of all ages and is a complex concept to grasp. Learn how to create a student centered complex task with your students, and how easy it is to scaffold this lesson for a variety of grade levels.</i>	<i>Location:</i> NGBR, Hibiscus	<i>Audience:</i> ES, MS	<i>Presenter:</i> Beth Elliston
8:45am–10:45am	<i>Mini Studio</i> \$ No. 407 Mandalas and Beyond	<i>Participants will be given a little background about the mandala across cultures. Then the presenter will demonstrate how to make various types of mandalas using simple tools and recycled materials. Students will be given the opportunity to create their own mandalas.</i>	<i>Location:</i> NGBR, Orchid 4	<i>Audience:</i> ES, MS, HS	<i>Presenter:</i> Catherine Martinez

SUNDAY

THANK YOU
SPONSORS!

BLICK
art materials



Ringling College
of Art + Design



Artis-Naples



Miami-Dade County Public Schools



Collier County Public Schools

The Naples Art Association



in FOCUS
EDUCATION THROUGH THE
ARTIST'S LENS



2015 Member Virtual Exhibition

Join the FAEA Board of Directors and fellow members for the 2015 Member Virtual Exhibition and Reception. The event will take place at the Baker Museum in Naples, Florida from 8:00 PM – 9:30 PM on Thursday, October 8.

Please join us in thanking the sponsors for this year's Member Virtual Exhibition. Show your appreciation and stop by their exhibit table to ask how they can help you.

Congratulations to the 2015 Winners!


Len Bernstein	Gerald Obregon
Jeff Byers	William Ritzi
David Chang	Teresa Smith
Kimberly Cravens	Jack Tovey
Patricia Cummins	Donna Underwood
Charles Gaffney	Beverly Williams
Theodore LoCascio	

Thank you to our Award Sponsors!

Dick Blick
Boca Museum of Art
Crystal Productions
Dade Art Educators Association
Davis Publications
Liquitex Artist Materials
Nasco
Pacon Creative Products
Royal Brush, Royal & Langnickel
Sargent Art
School of Art Institute of Chicago
Triarco Arts & Crafts
United Art & Education

SAVE THE DATE!

March 17-19, 2016 | Chicago, IL



LEAD!
SHARE YOUR VISION
FOR ART EDUCATION

Naea 2016 NAEA NATIONAL
CONVENTION

REGISTER NOW AT
WWW.ARTEDUCATORS.ORG



FAEA IS GOING GREEN!

In an effort to be eco-friendly, FAEA is now using badge holders made from recycled materials. Be on the look out for recycle boxes for your badge holders at the conclusion of this year's annual conference. We encourage all attendees to drop items in the boxes and let FAEA handle the recycling. Thank you for keeping our association eco-friendly.



63rd Annual FAEA Conference: October 8-11, 2015



You are invited

... to join FAEA and the
Ringling College of Art + Design for the
2015 Welcome Reception

Friday, October 9, from 7:00-9:00 p.m.

This year's reception is being hosted at The von
Liebig Art Center Gallery (Naples Art Association).

The Welcome reception is generously *sponsored by:*



**Ringling College
of Art + Design**

K-12 Student Art Assessment and Virtual Exhibition prizes
sponsored by:

*Best in Show Picture from 2015 K-12.
Student: Morgan Berletich
Teacher: Thomas Bull*



Spirit Trees

Lesson Plan
for Grades 3-12

Legends are plentiful about connections
between humans and trees — what will your
special tree reveal about you?

This "Spirit Tree" is created from lengths of coiling
core, glued together and wrapped with wire to
impart flexibility to the branches.

[DickBlick.com/lesson-plans/
spirit-trees](http://DickBlick.com/lesson-plans/spirit-trees)

BLICK

800•447•8192 DickBlick.com



Request
a FREE
catalog!

Visit
DickBlick.com/requests/bigbook
to request a FREE catalog!

Art Lives Here

ARTS BOARDING HIGH SCHOOL

SUMMER ARTS CAMP


INTERLOCHEN
Center for the Arts

www.interlochen.org

Comparative Arts • Creative Writing • Dance • Motion Picture Arts
Music • Theatre • Visual Arts