

# Fresh Paint

Fall 2015 / Volume 38 / Issue 3

63rd Annual FAEA Conference  
October 8-11, 2015


KEYNOTE SPEAKERS

*Clyde Butcher and  
Xavier Cortada*

SPOTLIGHT ON

The Naples Art Association

Professional Development,  
Professionalism, and  
Lifelong Learning







## K-12 Online Art Submission

Davis Publications is pleased to announce our K-12 online art submission for the **Florida 2015-2016 Instructional Materials Adoption**.

Review all of the submitted materials by signing up for a test drive at **DavisArtSpace.com**.

### Submitted Materials

#### Elementary

*Explorations in Art, Grades K-5*

#### Middle School

*Explorations in Art: A Global Pursuit*

*Discovering Art History Digital*

*Exploring Visual Design*

#### High School

*The Visual Experience*

*Communicating Through Graphic Design*

*Experience Clay*

*Experience Painting*

All titles are eBooks. Each Digital Class Set includes a student book, teacher's edition, ePortfolios, a Curriculum Builder, student accounts, and digital fine art images.

**Contact your local sales representative for presentations, sampling, and other information.**

#### South Florida

Baird Guerra & Associates, Inc.  
Amy Guerra  
Phone: 305-266-9496  
Fax: 305-266-9744  
Email: AGuerra@DavisArt.com

#### Southeast Florida

Valerie Silverman  
Phone: 561-582-5031  
Fax: 561-585-4966  
Email: VSilverman@DavisArt.com

#### Central & Southwest Florida

Scholl Educational Services of FL  
Ann Scholl  
Phone: 727-360-4525  
Fax: 727-360-7393  
Email: AScholl@DavisArt.com

#### North Florida

Scott Benson  
National Sales Manager  
Cell: 508.612.2650  
Fax: 508-753-3834  
Email: SBenson@DavisArt.com

# Contents

Fall 2015 / Volume 38 / Issue 3

## FEATURES

- 12** MUSEUM SPOTLIGHT  
The Naples Art Association
- 14** 2015 FAEA Conference  
Registration Information
- 15** 2015 FAEA Conference  
Preview
- 16** Presenting Tips
- 21** Answers To Your Conference FAQs
- 28** Professional Development,  
Professionalism, and Lifelong Learning
- 37** FAEA Conference Guest
- 38** *63rd Annual FAEA Conference*  
Keynote Speakers  
Clyde Butcher and Xavier Cortada



### ABOUT THE COVER ART

*Title: Message of Leaves*  
*Student: Emanuel Cantera*  
*Teacher: Sebring High School*  
*School: Steven VanDam*

## DEPARTMENTS

- President's Note .....5
- Division Updates.....6
- Advocacy Update .....11

### *Thank You to our Advertisers*

- Davis Art..... Page 2
- Blick Art Materials..... Page 4
- Triarco..... Page 4

## FreshPaint

The purpose of this publication is to provide information to members.

*Fresh Paint* is a quarterly publication of Florida Art Education Association, Inc., located at 402 Office Plaza Drive, Tallahassee, Florida 32301-2757.

Fall ..... printed and distributed through postal carrier  
 Conference (October)..... printed and distributed at the annual conference  
 Winter .....digital  
 Spring/summer (May) .....digital

Periodical postage paid, Tallahassee, Florida (USPS 023179). POSTMASTER: Send address changes to FRESH PAINT, 402 Office Plaza Drive, Tallahassee, Florida 32301-2757.

*Fresh Paint* is made possible, in part, by the participation of the businesses whose advertisements appeared in this issue. They make it possible to provide membership with a high quality publication and we gratefully acknowledge their support of FAEA's mission. We hope that you take special notice of these advertisements and consider the products and services offered. This is another important way you can support your professional association and the enhancement of Florida art education.

The publisher does not endorse any particular company, product, or service. The Florida Arts Education Association (FAEA) is not responsible for the content of any advertisement and reserves the right to accept or refuse any advertisement submitted for publication.



**Blank Books**  
**Blank Puzzles**  
**Blank Game Boards**

Great For

- Sketchbooks
- Art Projects
- Writing & Illustrating



**800.255.9228**

**www.barebooks.com**

# Spirit Trees

Lesson Plan  
for Grades 3-12

Legends are plentiful about connections between humans and trees — what will your special tree reveal about you?

This "Spirit Tree" is created from lengths of coiling core, glued together and wrapped with wire to impart flexibility to the branches.

[DickBlick.com/lesson-plans/spirit-trees](http://DickBlick.com/lesson-plans/spirit-trees)

# BLICK

800•447•8192 DickBlick.com



Request a FREE catalog!

Visit  
[DickBlick.com/requests/bigbook](http://DickBlick.com/requests/bigbook)  
to request a FREE catalog!





## FAEA 2014-2015 BOARD OF DIRECTORS

### EXECUTIVE COMMITTEE

Karen Nobel, *President*  
karen.faea@gmail.com

Nicole Crane, PhD,  
*President-elect*  
nicole.faea@gmail.com

Mabel Morales,  
*Past President*  
past.president.faea@gmail.com

Britt Feingold, *Secretary*  
britt.feingold@palmbeachschools.org

### DIVISION DIRECTORS

*Elementary*  
Joanna Davis-Lanum  
joanna.davis-lanum@sarasotacountyschools.net

*Middle School*  
Anni Christie  
anni.faea@gmail.com

*High School*  
Marty Loftus  
loftusm@pcsb.org

*Higher Education*  
Susannah Brown, PhD  
susannah.faea@gmail.com

*Museum*  
Elizabeth Miron  
emiron@mocajacksonville.org

*Supervisor/Administration*  
Ashley Spero  
ashley.faea@gmail.com

### APPOINTED POSITIONS

*Districts Assembly*  
Elizabeth "Bizzy" Jenkins  
bizzy.faea@gmail.com

*Retirees Representative*  
William "Bill" Chiodo  
tropicbill@aol.com

### MEMBERS-AT-LARGE

Pam Brown  
pam.faea@gmail.com

Lark Keeler  
lark.keeler@moafl.org

Roxana Cocina  
rcarolinacocina@gmail.com

### BOARD CONSULTANT

Kathleen D. Sanz, PhD  
kdsanz@faea.org

## President's Note ...

Karen Nobel  
President, FAEA



Welcome to a brand new school year! Now that the summer is over, FAEA has one main goal: Naples 2015! One Saturday, back in January, The FAEA Board of Directors met at the Naples Grande Beach Resort to begin preparing for our 63<sup>rd</sup> Annual Conference! This year's theme: IN FOCUS: Education through the Artist's Lens. We are particularly excited about this theme as it speaks to an area of the Visual Arts that is perhaps the most prevalent in our every day lives. Thanks to advances in technology, photography has evolved over the years from a very complex and reserved art to something that is as simple and accessible as clicking a button on your smartphone. From there, applications like Instagram and sophisticated software like Photoshop have brought the complex world of editing and filtering to the masses.

With all of this, it would seem that, while we value what we capture and share in our own photos, the photographer as master artist has all but disappeared from the landscape. Yet, I would argue, the opposite has occurred. As society as a whole has begun to move beyond simply taking photos to log memories, a deeper appreciation has been gained for the complex art of capturing the very essence of a moment. Timing, lighting, focus, subject matter, composition, and many other factors come into play when creating the perfect photograph. In this way photography, though one of the most accessible forms of the visual arts, is perhaps one of the most complex.

What does all this have to do with our conference and theme? In searching for the perfect theme, your Board has also been searching for the perfect keynote speakers, and we are proud and thrilled to announce that one of them will be prominent local Florida photographer Clyde Butcher! Few artists have captured the landscape and devoted their life to doing so the way that Clyde Butcher has in his esteemed career of more than 50 years. As fascinating as the work he produces is the artist himself, who first became a photographer because, as an architect, his drawing skills were so limited that he discovered photography as a way to communicate his ideas. In this year where FAEA has chosen to focus on Advocacy, I can't think of a more appropriate life story from a local artist who has built a huge following because he found a voice through one area of the Visual Arts, even when his skills were limited in another.

*"As an artist, I reach deep within myself in order to express an image that will touch another. It is my hope that the vision I give to you will inspire you to love and protect our environment for generations to come."*

— Clyde Butcher

In addition, we are proud to welcome Xavier Cortada, an American painter who now resides in Miami, Florida whose work has been exhibited in artistic venues on three continents. Xavier Cortada often collaborates with scientists while making his art in order to raise awareness about climate change and issues about the environment. These two speakers will not only compliment each other, but will also inspire us to think about art as an avenue of global change.

For this and many other reasons, our time in Naples will surely prove to be even more inspirational and professionally rewarding. Your Board has formed a Conference Committee chaired by Member-at-Large, Lark Keeler, and they are off to a great start to making Naples a conference to remember!

In the upcoming weeks, you will be receiving important information related to the Annual Conference. This might just be the perfect time to put your personal and professional growth "IN FOCUS." The fall offers some fabulous new beginnings, and for FAEA, we are even more excited to welcome a new Board of Directors under the extraordinary leadership of Dr. Nicole Crane.

Please join us on October 8<sup>th</sup>-11<sup>th</sup>. We promise, FAEA and Naples will not disappoint.

Yours in art education,

*Karen Nobel*

Karen Nobel, FAEA President

The mission of the Florida Art Education Association is to promote art education in Florida through professional development, service, advancement of knowledge, and leadership. The vision of the Florida Art Education Association, hereinafter designated as FAEA or as the Association, is to provide art teachers with the knowledge, skills, and support that will ensure the highest quality instruction possible to all students in Florida.



# Division Updates...



**Elementary**  
Joanna Davis-Lanum,  
NBCT-Early-Middle Childhood Art  
Garden Elementary School  
Elementary Division Director

Summer Greetings! Why do the best of times go by the fastest? I hope you have had an amazing summer and are ready to jump in full-swing this fall!

The beginning of the school year always brings me a mixed bag of emotions- sad that I'm not able to wake up and surf early morning waves with my boys, and excitement that only a fresh group of Kindergartners can give you! We all have our challenges, but I am most challenged every year introducing Kindergartners to the wonderful world that is my classroom. While I don't claim to be an "expert", these are some tips I've learned over the years so I can keep my sanity establishing a routine with the little guys.

1. **Be firm and fun, yet fair.** The "don't smile until October" approach works well for some, but I like to infuse a little humor into Day 1! Remember to act and not react, a little humor goes a long way!
2. **Make art!** You could get caught up going over rules and routines that first day, but make something! Even (gasp!) paint! Why not? They are eager to get their hands on your supplies and while you don't think they may be ready for it, they are! Immersion is a great way to teach by "doing"! This way, you also have a quick project to get hung up in your walls for Open House.

3. Make sure your classroom is set up the way you want it, and keep it that way. This helps keep everything organized, allows the kids to get (or put away!) their own supplies, and eliminates confusion throughout the year. This also works with seating charts. I personally don't like to switch seats during the year; it's too confusing when you only see the kids once per week. This way I know who works well together and who needs different table partners.

Enjoy your first month(s) of school and I look forward to hearing more from you at FAEA in Naples in October! 🌟



**Middle School**  
Anni Christie,  
Middle School Division Director

Dear Middle School Art Educators, I hope that you had a lovely, relaxing, and rejuvenating summer. I spent this summer learning to code, planning my new painting class, preparing to share my middle school classes with my new art co-teacher, and playing with my son. I have loved the extra time to learn, refresh, and grow, but I'm also excited for the beginning of the new school year and ready for the upcoming conference. This year, the Florida Art Education Association will host its annual conference at the beautiful Naples Grande Beach Resort in Naples, Florida. The conference will run from October 8-11, so be sure to make room in your schedule. I had the opportunity to visit in January and trust me you won't want to miss it! I'm so excited that we have the opportunity to host our conference at this amazing venue. 🌟

## Districts Assembly

Elizabeth "Bizzy" Jenkins, Districts Assembly Division Director

Each year starts fresh with renewed energy gained from summer break; the key is finding ways to stay fresh throughout the year. Networking with colleagues is a great way to do this. Your local Association provides the means to connect and stay informed while enjoying the company of fellow teachers. Many Associations have a welcome back kick off so be sure to seek it out and attend. Workshops, socials, and meetings throughout the year will refresh your outlook and keep it fun.

Another great way to take a super recharging break is to attend the FAEA annual Conference. This year's conference will be in Naples October 8-11 at the Naples Grande Beach Resort. The resort is beautiful with a boardwalk through mangroves and huge ferns that leads to the beach where you can relax and enjoy the sunset. The board has planned an excellent array of workshops and presentations along with great social events. With Keynote speakers Clyde Butcher and Xavier Cortada it will surely be an inspiring conference. Make plans now to attend and be sure a representative from your association joins us for the Districts Assemblies meeting. Each association shares their accomplishments and discusses the challenges and triumphs of maintaining an organization, it's a great time to generate new ideas and seek out solutions. I look forward to seeing you there.

Have the best year ever!! 🌟



# Division Updates...



**High School**  
Marty Loftus, High School  
Division Director  
Visual Arts Department Chair,  
Pinellas County Center for the  
Arts at Gibbs High School

**H**appy summer from FAEA! As we approach the beginning of the school year, please be aware of some of the great opportunities offered by FAEA during the 2015-2016 school year.

It's not too early to begin planning for the annual FAEA Conference, "In Focus: Education Through the Artist's Lens". This year, the Florida Art Education Association will host its annual conference at the Naples Grande Beach Resort in Naples, Florida. Hotel rates start at \$129 for single and double occupancy with **complimentary (FREE) self-parking!** The daily resort charge, a \$30 value, has also been waived for FAEA attendees. To make reservations, you can visit [www.faea.org](http://www.faea.org) and click the provided link for a dedicated website available for attendees to book hotel rooms online.

The deadline is rapidly approaching for the 2015 FAEA Member Virtual Exhibition. The Member Virtual Exhibition will be shown at the 2015 Conference in Naples, and on [www.faea.org](http://www.faea.org). The submission deadline is August 17<sup>th</sup>, 2015 and works may be submitted on our website. Each individual may submit five entries at \$5 per entry. The work from last year's exhibition was outstanding, and we look forward to another fabulous show this year.

Our website now includes a "Best Advice" menu, where teachers can share some ideas that they use as educators. This is a terrific chance to share your practices, and look for fresh approaches that you can use in your classroom.

From everyone at FAEA, we wish you a relaxing remainder of the summer and look forward to seeing you in Naples, October 8<sup>th</sup>-11<sup>th</sup>. 🌞



**Supervision and Administration**  
Ashley Spero  
Supervision and Administration  
Division Director

**I**t's time to begin a new and exciting school year! I hope that you had a great summer and enjoyed making wonderful memories with family and friends. I am sure you are already well into planning for the year to come. In your planning, please make sure that you mark your calendars for our annual conference! The 63<sup>rd</sup> annual FAEA conference will occur from October 8-11, 2015. Don't forget... we are moving this year! It's time to say goodbye to a great 2 years in Daytona, as we are off to Naples, FL! This year's conference, *In Focus: Education through the Artist's Lens*, will be held at the Naples Grande Beach Resort and will feature a wide variety of educational sessions from experts in our field. Arts Supervisors, as always, we will have our fall meeting in conjunction with the conference, followed by the opportunity to meet aspiring young art educators. Stay tuned for more details! For additional conference information and to update your membership, please visit [www.faea.org](http://www.faea.org).

Need some new ideas to share in the classroom? Kim Greene wrote an article titled "6 Fabulous Apps for Music & Art" on [www.scholastic.com](http://www.scholastic.com). Below are the 3 art apps:

**Drawing Carl**—Young students can make their own masterpieces using pencils, markers, paint, stamps, patterns, and a variety of other tools. They'll love Mirror Mode and mixing colors. iOS. \$0.99.

**Let's Create! Pottery**—Have your students create ceramics—without the mess! Put your clay on the virtual pottery wheel and start to craft. You can even glaze and fire your pottery to perfection. iOS. \$4.99.

**MOMA Art Lab**—Young Picassos in grades 2 and up can investigate how modern artists use line, shape, and color, with examples from the Museum of Modern Art's collection. Then they can use the app's drawing tools to create, save, and share their own works of modern art. iOS. \$2.99.

Also, there is a new and improved Scholastic Classroom Magazines iPad App for *Scholastic Art*, available for both teachers and students. Take advantage of this great interactive app that allows you to view all of the current year's magazines.

I hope you all have a great beginning to your school year, and see you in October! 🌞

# Division Updates...



**Higher Education**  
Dr. Susannah Brown,  
FAEA Higher Education Division Director

Welcome back from a rejuvenating summer. Preparing for a new school year is exciting. As we return from our summer artistic adventures, we are inspired to engage our students in creating meaningful and innovative artworks. Advocating for our art education programs is an important part of beginning a new semester. I have invited Ashley Hartman, a graduate student that I met and worked with during her Master's degree study at Florida Atlantic University, who is now working on her Doctorate degree at Florida State University to reflect on how we can be creative in our advocacy efforts (*see below*).

Consider how you can creatively advocate for art education locally and at the state, national and global levels. Create

opportunities for your students to engage in creative advocacy across your campus. Remember that professional development is part of all advocacy plans. Please join your fellow art educators at the 2015 FAEA Conference in Naples, FL, October 8-11. Our theme is "In Focus: Education through the Artist's Lens." Take advantage of the many workshops and presentations that are offered during the conference. Invite colleagues to join FAEA and attend the 2015 FAEA Conference. Support and advocate for art programs across Florida.

As always, if you have announcements or celebrations, please send to me via email at [susannah.faea@gmail.com](mailto:susannah.faea@gmail.com) for inclusion in the next Higher Education Division Update of *Fresh Paint*. 🌍

## Inspiring Social Action through Creative Advocacy

*By Ashley Hartman, Graduate Student at Florida State University*

The art classroom can serve as an environment in which we can resolve social dilemmas relating culture, power, politics, religion, and gender identity. Art educators can facilitate the transformation of culture through art expression and social engagement (Potash, 2011). Creative art experiences in the classroom can be utilized to communicate individual, social, cultural, and community needs and contribute to social change simultaneously (Potash & Ho, 2011).

With increasing attention and time spent on technology, a need to express individuality through the visual arts is an ever-increasing need. As students' lives become more technologically focused, revisiting social connection and relationships in the art classroom can promote pro-social behavior and social development, skills that are essential for future leaders. Art educators possess a unique role in developing social advocacy in students through the facilitation of creative self-expression. Educators can model collaborative partnerships emphasizing leadership development to inspire student motivation in engaging in powerful art experiences, social justice projects, and community arts-based service learning projects (Tremblay, 2013). Some practical ideas to inspire social advocacy through arts classrooms include: service learning project ideas, student-led art exhibitions emphasizing social justice, and interdisciplinary visual journaling prompts that can be integrated into science, math, social studies, and language arts curricula.

### References

- Potash, J., & Ho, R. T. H. (2011). *Drawing involves caring: Fostering relationship building through art therapy for social change*. *Art Therapy, 28*(2), 74-81. doi:<http://dx.doi.org/10.1080/07421656.2011.578040>
- Potash, J. S. (2011). *Art therapists as intermediaries for social change*. *Journal of Art for Life, 2*(1), 48-58.
- Tremblay, G. (2013). *Creating art environments that address social justice issues*. *International Journal of Education & the Arts, 13*. Retrieved from <http://search.proquest.com/docview/1651864713?accountid=4840>





**Museum Division**  
Elizabeth Miron  
Museum Division Director  
K-12 Curriculum Specialist, MOCA Jacksonville

## Museum Family & Gallery Guides ... Are They Worth It?

Often it is the case that the Education Departments of Museums are tasked with interpreting the meanings of featured exhibitions and the permanent collection. After interpreting the artwork, it is then our task to communicate the message and experience to visitors—through public programs and often Family and Gallery guides. But are these Family and Gallery guides actually an effective tool for interpreting artwork?

Ellen Cutler, Adjunct Professor of the Maryland Institute College of Art whom has written a number of family guides for the National Gallery of Art in DC states, “There is a belief that guides allow the experience to go home with the child/family and continue through games and activities included in the guide. I am not sure if this isn’t a matter of wishful thinking.”

Before creating a guide, it is important to understand to whom we are marketing. Who are the target audiences? Identifying several potential user groups, based on the market context and any audience research findings, will inform the messages that are developed to communicate about the artwork.

Typically, Family and Gallery guides are either marketed to Young Families or School Groups and Teachers. Young Families are adults 20 to 40 years of age and their children. This group seeks out fun educational activities. School Groups and Teachers are great groups to effectively link information about the art with the school’s curriculum.

But how long does it take to create an effective and educational guide? Once created, what is your budget for printing? Are they being used? William Barclift, Director of Education of The Bascom states, “Being on a tight budget, I have to consider cost-effective ways to engage our audience. We had local woodworkers donate handcrafted wooden clipboards and wood-turned pens, which are mounted on a wooden frame near our front desk so that guests will have quality materials, but they have to return them for reuse. The regular paper stock has not received complaints thus far, but we are careful to make sure that the images and graphics that we print are crisp, high resolution.”

Regardless of your budget, a Family and Gallery guide provides another point of entry for your audience to interpret the artworks. Barry Lord, author of *The Manual of Museum Learning* writes, “*Less is more*, and quality transcends. Making this meaningful for museum learning, and making it work for museum visitors, is the challenge to museum professionals

today. Orientation and interpretation are sorely needed, whereas in other instances the best that they museum educator can do is get out of the way so that the individual museum visitors’ motivations may be met. The museum that succeeds in doing both at once may fairly hope to sustain all sides of its increasingly diverse audience, and provide meaningful museums learning for everyone.”



## *Renew today!*

Do you know of any new art teachers, community artists, museum educators, or colleagues that are not a current member of FAEA? Invite them to join today!

Do you know of any past members that haven’t renewed their membership lately? Encourage them to renew today!

For more information on membership renewal and upcoming events, access to FreshPaint publications, and more visit [faea.org](http://faea.org)!





## Nine Ways to Beat the System

I'm still fascinated by retirement (woo-hoo) and have continued to study others' thoughts on the process and to seek out kernels of wisdom to share with my esteemed colleagues. We all know that preparation is required for the high-wire act of making a successful transition from a life of unrelenting schedules, ever-increasing demands, wacky memoranda and head-scratching reorganizations to carefree daily joyfulness. Mindfully breaking the shackles of duty and replacing them with, well, nothing, can leave a hard-charging person feeling unanchored. Equally important, however, is navigating the high seas once the horizon offers endless possibility and you are free to chart a new course in any direction.

Here are nine of the best post-employment tips I have collected recently:

- 1. Do What You Want.** Consider what truly makes you happy. Whether it is travel, living in a new locale, building a dream cottage, training for a fresh career, learning a new skill or even substantially improving an old one, embrace the process only after you have determined that you are not doing this to make someone else happy. It is okay to be a little selfish here. You earned it. I will write you a note if you need one.
- 2. Keep Your Brain Firing.** If you miss the intellectual stimulation of, you know, "working for a living," keep the synapses snapping by replacing compliance to standards with real-world equivalents: connect with a book club, audit or teach a college course, volunteer in a field for which you feel passion, join a museum, investigate Guardian Ad Litem, or add positively to your community in some other way. Contributing to a cause larger than one's self is guaranteed to make individuals feel accomplished and valuable.
- 3. Seek New Friendships.** Don't allow your world to shrink to a postage stamp. Planning to be actively involved in your community or select organizations can lead to a vastly expanded social circle. Few people make new friends without leaving their living rooms. You simply have to be resolved to make the effort. An added bonus: Research indicates that maintaining friendships increases longevity.
- 4. Auxiliary Income Always Welcome.** Perhaps part-time work in a related field is right for you. Perhaps you are done with all that, have closed that chapter, and are looking for challenging (or not) activity in some new area. Reports have been circulating that the Baby Boomers especially have been returning to the workforce in record numbers. They try retirement, feel it is too early or doesn't suit them, and go back to work. They have become the unretired.
- 5. Shop in Your Own Closet.** Not wanting to go back to work but feeling a pinch in the pension? One clever former teacher advises others missing the thrill of hunting for bargains to empty their clothes closet. Everyone, she offers, has things—sometimes surprisingly great things-- that can be rediscovered hidden in the far reaches right at home.
- 6. Monitor Your Spirits.** Attitude plays a major role in a successful retirement. (I've personally never had this problem; two years on and I am still celebrating daily.) It pays to be aware. Assess your mood regularly and make adjustments accordingly. If friends and family initiate conversations about your temperament it could be an indication that they are sensing something that you are missing.
- 7. Prepare for a Marathon, Not a 5K.** With lifespans increasing, people are living longer more active lives and you have to prepare to both have many more productive years and to remain as close to primo condition as you can possibly manage. That means it is more important than ever to stay in shape, exercise, remain active, eat properly, and keep the extra pounds off. Feeling good about oneself is essential to a positive outlook and a willingness to try new things. The quality of your life depends upon it.
- 8. Focus Relentlessly on the Positive.** Unlike entertainers, most of us were not in work situations where we received thunderous applause. (Although years ago an art teacher remarked to me that children broke into cheers and applause whenever she arrived at their classroom for their lessons. "I wish my own kids would do that just once for me when I got home," she deadpanned.) It is up to us to focus on the positive and replay the successes and triumphs. I had a file labeled 'good stuff' where I tossed all the certificates, thank you notes, letters, and commendations from throughout the years. On an especially bad day I would take a few minutes to randomly reread some of the great things people had to say. Got me right back on track.
- 9. Collect Experiences, Not Things.** Someone once said you spend the first 50 years collecting things and every year afterwards getting rid of them. He who collects the most toys doesn't win anymore. Chasing experiences makes a lot more sense and sparks lasting memories, sparkling conversations, and opportunities for further new adventures.

We are in the final countdown to the annual FAEA conference. Enormous effort has gone into the planning and execution of this annual event and we thank the many individuals who have spent long hours working to make it a success. It is always interesting and fun to learn new things and renew acquaintances. I look forward to seeing you in October.

Retirement is the best!  
Bill Chiodo,  
tropicbill@aol.com 🌐



## Advocacy

This legislative session was the most unusual in recent history. The House adjourned early causing many bills to not move forward. This has not happened in 40 years. Very interesting!

### 2015 Session Legislative Wrap-Up

#### HB 7069

- Passed with bipartisan support relatively early in the session.
- Signed into law during the session making it effective immediately.
- Provides testing relief
- Eliminates some required remediation. No Technical Assistance Paper published yet on this issue.
- Sets the school year start date.

Because the session ended prematurely several bills died in committee. This includes:

- Bill that would have empowered parents to choose any school within our outside the district if parents could provide transportation and seats were available.
- FHSAA bill that would have changed significantly current practices and allowed students to participate in FHSAA sports at any school in the state. Bill addressed legislators generalized concerns about FHSAA governance.
- Financial literacy bill would have required students to take 1/2 credit in financial literacy. This would have impacted the number of electives available for arts education.
- Bill that would have allowed guns on school campus.

*NOTE: It is likely that all of these bills will be back in the 2016 session*

## Proposed Changes to the FAEA Constitution

The Florida Art Education Association Board of Directors reviews the Constitution and Bylaws of the Association to ensure they are up to date. A Constitution and Bylaws taskforce was formed and recommended changes for the Constitution were voted on at the May board meeting. The changes were recommended to update in more recent language and format the content. The committee reviewed other association Constitutions and Bylaws, including the National Art Education Association documents. According to the FAEA Constitution all changes are to come before the membership between the first and second readings of the Board of Directors. The General Membership shall vote to approve any Constitutional Amendment by simple majority present at the Annual business meeting. Therefore at the October General Session the committee will bring forth the recommendations for a vote.

We have included the recommended changes at [www.faea.org](http://www.faea.org). Please review and if you have questions, email [nicole.faea@gmail.com](mailto:nicole.faea@gmail.com).

### 2016 Legislative Session

- Session will be early, starting January 12<sup>th</sup>. Bills have already started to be filed. We all need to be diligent in our efforts to review legislation for the betterment of arts education.

### To Do List

- Plan your year to present high quality comprehensive visual arts education in your classroom.
- Communicate your goals and objectives to all stakeholders.
- Become knowledgeable about the national Elementary and Secondary Education Act (ESEA) legislation. It has been passed in the U.S. House H.B. 7 and the Senate version has passed. We are in favor of the Senate Bill and are hopeful that the House will revise their bill to take up some of the Senate's proposals. Keep posted on this important legislation and make your voice heard to both Florida U.S. Senator Bill Nelson and Senator Marco Rubio.
- Know the names and contact information for your school board members, and state representatives.
- Within the first three weeks of school, share a visual arts education success story with your principal, assistant principal, guidance counselor or other decision maker on your campus. Share the good news!
- Be informed and involved.

If you have questions that pertain to specific bills, please call or email the FAEA office. ☎



# The Naples Art Association



The Naples Art Association features engaging and exciting artistic programming all year long, so whether you are in the area for six hours or six months, visitors are welcome to “Imagine! Discover! Create!”

Dedicated to serving the community, Naples Art Association (NAA), a 501(c)3 nonprofit organization, is dedicated to its mission to promote and advance education, interest and participation in the visual arts. It offers programming that helps artists of all ages and skill levels along their creative journeys and inspires all who visit to live and think artistically. Many of these programs take place at the von Liebig Art Center, a local treasure and community resource operated by The NAA. The NAA is solely supported by donations from the community.

The professional presentation of quality exhibitions is at the heart of all NAA programming. Creative viewing and engagement in the visual arts enhances personal understanding and develops insight into the human experience. The NAA offers year round rotating exhibitions for the community to engage with the artists, as well as, experience personal growth. As the largest gallery dedicated to the art and artists in Southwest

Florida, NAA’s exhibitions serve as a professional development tool for artists of all ages and skill levels as well as an access point for the community to shop for wonderful artwork. For docent-led group tours of 10 or more individuals, or to learn more about what is currently on exhibit, call (239) 262-6517.

The Naples Art Association hosts a schedule of classes and workshops that features myriad opportunities to learn more about creating visual art in a variety of mediums while having a great time interacting with like-minded people. Classes and workshops are offered at all levels, accommodating students ages 5 to 95 — including those who have never taken an art class and artists looking to enhance and expand their skills. Our curriculum is taught by master artists and experienced instructors. Quick & easy “Just for Fun” workshops engage artists at any skill level in creative artistic projects guided by professional art instructors. Custom tailored classes are also available for groups. Contact The Naples Art Association for details. For complete class and workshop descriptions, please visit our website at [NaplesArt.org](http://NaplesArt.org).

The Naples Art Association’s Art in the Park, the oldest outdoor art fair in Naples, is held along Park Street on the first Saturday of each month, November through April. The NAA also hosts three two-day art festivals each year, attracting artists from all over the country. All artwork exhibited and sold at NAA festivals is original and hand-crafted.

The Naples Art Association’s *Originals* Gift Shop, located within the von Liebig Art Center, stocks a wide assortment of unique and handmade gifts. Each special piece available through *Originals* is created by an artist from within the United States and many are created by Naples Art Association member artists. From November 13<sup>th</sup> through the holidays, *Originals* expands to become the *Sugar Plum Shop*, a one stop shop for all of your unique holiday gift needs. All proceeds from sales benefit educational programming by The Naples Art Association.

The von Liebig Art Center is located at 585 Park Street in Naples and is free to visit during normal gallery hours. Visit [NaplesArt.org](http://NaplesArt.org) for information on upcoming workshops, exhibitions and festivals. 🍷



# NAPLES ART ASSOCIATION

A Non-profit Organization Founded 1954



## Your Community Art Center



- Classes
- Workshops
- Adults
- Children
- Outreach
- Showcasing Local Artists
- Art Fusion
- Exhibitions
- Culture
- Gift Shop
- Culinary Adventures
- Festivals
- Art & Yoga
- Business of Art
- Professional Development
- Donor Supported 501(c)3



IMAGINE!

DISCOVER!

CREATE!

585 Park Street ◦ Naples ◦ 239.262.6517 ◦ [naplesart.org](http://naplesart.org)







## 2015 FAEA Conference Registration Information

Pre-registration for the 63rd annual Florida Art Education Association (FAEA) Conference may be made online at [www.faea.org](http://www.faea.org). The deadline for online pre-registration is September 25, 2015. Paper registration is by request only. Please call the office at (850) 205-0068.

Registration Fees	Online Fee	OnSite Fee
Members	\$140	\$160
Undergraduates	\$60	\$80
Retired FAEA Member*	Complimentary Conference Registration	
Half Day Studio	\$15	\$30
Mini Studio	\$5	\$5
Awards Breakfast	\$30	\$35
Gala	\$30	\$35
VIP (includes principals, superintendents)*	Complimentary Conference Registration	

\*All retired FAEA members and VIP guests must register to attend the conference.

Any paid workshops require additional registration fees.


### Conference Registration Refund Policies

1. Full registration refunds are available for cancellation requests made through September 30.
2. No registration refunds will be made for cancellations made after September 30, except for emergency situations. These will be reviewed on a case-by-case basis.
3. Refunds must be requested in writing (e-mail to [info@faea.org](mailto:info@faea.org)).
4. Emergency-related requests for refunds must be received no later than October 31. Requests received after that date will not be processed.
5. All refunds will be issued after the conference is completed.
6. Raffle tickets, special event tickets and membership are all non-refundable. ☹️



# Conference Preview

(Subject to change)



## THURSDAY

8:00 AM – 4:00 PM	<b>Registration Open</b>		
8:30 AM – 9:30 AM	<b>Artist Forum Altered Books for the Middle School Students</b>	<i>The altered book workshop will be geared toward a Middle School 2D art class. The workshop will show student examples and images of the steps needed to create altered books. This project is great for an end of the year project.</i>	<b>Presenter:</b> Stacy Cormeny <b>Audience:</b> MS <b>Location:</b> Naples Grande Beach Resort
8:30 AM – 9:30 AM	<b>Artist Forum Elementary Portfolios with Purpose</b>	<i>Creating elementary portfolios that are much more than a folder. These portfolios, code name BPGBs, start as their first art project. The BPGBs are cost effective and durable. I create a project log for each project that is attached to the BPGB. It is used to promote reading and writing across the curriculum, as well as, sequencing, encouraging higher order thinking, self evaluating and creative writing.</i>	<b>Presenter:</b> Cheryl Dale <b>Audience:</b> ES <b>Location:</b> Naples Grande Beach Resort
8:30 AM – 9:30 AM	<b>Artist Forum How to Break Bad in Clay</b>	<i>“Go wild” or “defy authority”. Lessons designed to challenge your students understanding of clay. Projects, sketchbook assignments, discussions on how to break the mold in the clay studio will be presented.</i>	<b>Presenter:</b> Dawn Ferguson <b>Audience:</b> MS, HS <b>Location:</b> Naples Grande Beach Resort
8:30 AM – 9:30 AM	<b>Artist Forum Thinking outside the Egg</b>	<i>Come see what can be done with one simple template. Participants will leave with their own completed project based on an egg shape. It is amazing what creativity comes in doing this with kindergartners through 5th grade. Let's be creative together.</i>	<b>Presenter:</b> Chad Lyons <b>Audience:</b> ES <b>Location:</b> Naples Grande Beach Resort
8:45 AM – 11:45 AM	<b>Half-Day Studio — \$ No. 101 Introduction to Encaustic</b>	<i>Encaustic, painting in melted beeswax and pigment, is an ancient art tracing back to Roman days. This workshop is for you if you're new to encaustics; you will get introduced to this fascinating art technique through demonstrations and hands-on time that will allow you to create some small encaustic pieces. Feel free to bring in your personal ephemera: scraps of collage paper, fabric, small flat found objects, pressed plants, etc. Learn how to play with wax and you'll be hooked!</i>	<b>Presenter:</b> Irina Ashcraft <b>Audience:</b> HS, C/U, Mu <b>Location:</b> Naples Grande Beach Resort
8:45 AM – 11:45 AM	<b>Half-Day Studio— \$ No. 102 Kinetic Abstract Relief</b>	<i>Discover the joy of kinetic relief sculptures. In this workshop, we will use cardboard, paper pulp, and joint compound to create abstracted relief sculptures. Participants will create personally significant relief sculptures with a kinetic element. Objects will be spinning, swinging, and springing from a background relief surface. Materials and handouts will be provided. Bring an object for your model. Examples. images, shells, sticks, feathers. No larger than 2 inches.</i>	<b>Presenter:</b> Latonya Hicks <b>Audience:</b> ES, MS, HS, C/U <b>Location:</b> Naples Grande Beach Resort
8:45 AM – 10:45 AM	<b>Mini Studio—\$ No. 108 Making the MOST of Your 30 Minute Art Periods!</b>	<i>Many elementary art educators in our state are having to adjust their curriculums to fit into a 30 minute art period. This workshop will guide them through units of study that work within a short time frame. Hands on examples will be shared by Mary and created by the participants. These lessons are designed to incorporate the Florida and National Art Standards.</i>	<b>Presenter:</b> Mary Cavaoli <b>Audience:</b> ES, C/U, Mu, Adm <b>Location:</b> Naples Grande Beach Resort
8:45 AM – 10:45 AM	<b>Mini Studio—\$ No. 109 Look! Listen! And Learn!</b>	<i>Signing up for this hands-on workshop will give participants the opportunity to engage in several higher order thinking activities that can be brought back to do with their students. Reproductions of art will be used and handouts given. All activities align with Florida state standards.</i>	<b>Presenter:</b> Sheryl Depp <b>Audience:</b> ES, Mu <b>Location:</b> Naples Grande Beach Resort
8:45 AM – 10:45 AM	<b>Mini Studio—\$ No. 105 Classroom Still Life + Fresh Approaches — Creative Solutions!</b>	<i>Having trouble getting your students engaged in still lifes? Join me for some challenging approaches to drawing/painting a still life which will produce interesting results. This session will include seven different approaches, including contour, blind, and gesture drawing as well as group work, working in artist styles and more. The solutions will produce seven different compositions and media, some with emphasis on design, others on drawing, or painting. This is a hands-on workshop.</i>	<b>Presenter:</b> Paula Ferrell <b>Audience:</b> MS, HS <b>Location:</b> Naples Grande Beach Resort
9:00 AM – 11:00 AM	<b>Mini Studio—\$ No. 110 Drawing with Sticks</b>	<i>In this workshop, participants will draw a still life using sticks. Then work back into their drawings with watercolor washes and oil pastels. This lesson helps students learn to let go of perfection and just create.</i>	<b>Presenter:</b> Melissa Hunt <b>Audience:</b> MS, HS, C/U <b>Location:</b> Toni Stabile Classrooms @ The Baker Museum 🚗

THURSDAY

# Presenting Tips

Use these tips to ensure confidence and success as a presenter at FAEA Conference workshops and sessions. With these tips you will be well on your way to an engaging presentation and a happy audience.

## Proposal

### Brainstorm presentation ideas

Consider your strengths, talk to colleagues, reach out to past presenters

### Choose a category:

- 1 Art Forum**  
60 minute demonstration or presentation that is NOT hands-on  
Presenter provides handouts
- 2 Mini Studio Workshop**  
120 minute hands-on activity  
Presenter provides materials and handouts
- 3 Half-Day Studio Workshop**  
3 hour hands-on activity  
Presenter provides materials and handouts



## Preparation

### Consider supplies

Cost, amount, art room feasibility

### Consider location of presentation

Size of room, access to sinks and water

### Make prior arrangements

Laptop, LCD projector



## Presentation

**Practice** makes perfect! Preparation is key.

**A picture is worth a thousand words**, so use them to engage your audience.

**Use resources** as applicable to your presentation, ie. handouts, websites, lesson plans, images.

**Plan** for no internet.

**Make a backup** of your presentation.

**Bring a laptop**, LCD Projector, extension cords, plugs, and adapters needed for your presentation.

**Arrive early and end on time.**



# Conference Preview

(Subject to change)

9:00 AM – 11:00 AM	<b>Mini Studio—\$ No. 112 Painting Like an Artist</b>	<i>Are you tired of watching your students paint boring “coloring book-style” flat areas of color. Learn how to teach painting lessons where your students paint intuitively in a more painterly style. Mixing, blending, expressive brushstrokes!!!! Hands-on with a variety of paint media and application techniques will be explored with lesson plans for upper &amp; lower elementary students.</i>	<b>Presenter:</b> Linda Crawley <b>Audience:</b> ES <b>Location:</b> Toni Stabile Classrooms @ The Baker Museum 🚗
9:45 AM – 10:45 AM	<b>Artist Forum Art on a Cart: Solutions for the Classroom-less</b>	<i>Do you teach without a classroom to call your own? Are you looking for strategies, lesson plans, and classroom management ideas that address the unique needs of those who teach “a la cart?” Have you been trying to figure out how to teach painting, printmaking, or clay without a classroom and/or sinks? This workshop will focus on tips, tricks, and strategies to help participants make the most out of teaching art on a cart.</i>	<b>Presenter:</b> Rachel Silver <b>Audience:</b> ES <b>Location:</b> Naples Grande Beach Resort
9:45 AM – 10:45 AM	<b>Artist Forum Connecting to Culture – Exploratory Journey Through India For All</b>	<i>During this session you will learn strategies for developing a successful all school multicultural festival. Workshop will include event schedule, parent handouts and volunteer organization templates. In addition music activities, games, stories, and other resources focused on the culture of India will be shared. Come join the party, Namaste! Videos and pictures will be included in our presentation.</i>	<b>Presenter:</b> Ruthie Platt <b>Audience:</b> All <b>Location:</b> Naples Grande Beach Resort
9:45 AM – 10:45 AM	<b>Artist Forum Museum as Classroom: Leading Teens on a Hero’s Journey in Art and Literature</b>	<i>Presenters will provide background history and steps for a concise plan to create and dynamically lead a multi-track, museum/high school collaboration focused on the intersections of art and literature related to the theme of The Hero’s Journey. Lecture and accompanying PowerPoint format with a Q &amp; A period planned for the end of session.</i>	<b>Presenter:</b> Marcena Koch <b>Audience:</b> HS, Mu <b>Location:</b> Naples Grande Beach Resort
9:45 AM – 10:45 AM	<b>Artist Forum Steal Like an Artist— Cultivating Personal Voice</b>	<i>The most important thing we as Art teachers do, is to teach students how to think and create Artwork that expresses their personal voice. We can do that by stimulating conceptual thought, imagination, and creativity. This presentation will clarify copyright infringement and plagiarism, debunk some common misconceptions, show how artists have dealt with both, and provide some examples of how to help students move beyond them and teach students how to cultivate their personal voice.</i>	<b>Presenter:</b> Jack Tovey <b>Audience:</b> All <b>Location:</b> Naples Grande Beach Resort
11:00 AM – 12:00 PM	<b>Artist Forum Dali &amp; da Vinci: Minds, Machines and Masterpieces</b>	<i>This presentation explores how two great artists, Salvador Dali and Leonardo da Vinci, shared an ambition to use the tools of art to probe the whole of human experience, from math and anatomy, to motion devices, religion, and visual perception. They both imagined fantastical devices and inventions, some of which became reality, while others remained sketches and notations. This presentation brings to life those works of the imagination that the world celebrates today.</i>	<b>Presenter:</b> Craig Petersburg <b>Audience:</b> All <b>Location:</b> Naples Grande Beach Resort
11:00 AM – 12:00 PM	<b>Artist Forum Exploring the Wynwood Walls</b>	<i>Participants will learn and experience how the Wynwood Walls has brought the world’s greatest artists working in the graffiti and street art genre to Miami. Participants will also experience how K-12 students learn about and interact with these artists.</i>	<b>Presenter:</b> Linda Mangual <b>Audience:</b> All <b>Location:</b> Naples Grande Beach Resort
11:00 AM – 12:00 PM	<b>Artist Forum Hats Off to History!</b>	<i>Looking at hats and head coverings provides a global journey through time and culture, showing the differences that define us and the similarities that unite us. Art work explores symbolism, celebration, historical fashion, and a variety of materials and processes.</i>	<b>Presenter:</b> Nan Williams <b>Audience:</b> ES, MS <b>Location:</b> Naples Grande Beach Resort
11:00 AM – 12:00 PM	<b>Artist Forum Teaching the Holocaust in ART</b>	<i>Integrating ART and social studies “...to be taught in a manner that leads to an investigation of human behavior, an understanding of the ramifications of prejudice, racism, and stereotyping, and an examination of what it means to be a responsible and respectful person, for the purposes of encouraging tolerance of diversity.” One Survivor Remembers enables thoughtful classroom discussion about a historical topic that can be difficult to teach and comprehend—the Holocaust. Lesson plans provided.</i>	<b>Presenter:</b> Amiee Sarajian <b>Audience:</b> HS <b>Location:</b> Naples Grande Beach Resort
11:15 AM – 1:15 PM	<b>Mini Studio—\$ No. 114 Printmaking Made Easy!</b>	<i>Tips and techniques for mono printing, including Gelli plates, as well as collographs and a reduction printing process with no linoleum or linoleum cutters! Many ideas and processes will be shared with ample time for hands on exploration. Includes lesson plans/handouts and ideas for lesson extensions.</i>	<b>Presenter:</b> Linda Hilterbrandt <b>Audience:</b> ES <b>Location:</b> Naples Grande Beach Resort

THURSDAY



# Conference Preview

(Subject to change)

THURSDAY

11:15 AM – 1:15 PM	<b>Mini Studio—\$ No. 113 M.I.N.T.S.</b>	<i>Inspired by: Taylor MOORE, Joan ISRAEL, Louis NEVELSON, Tim TATE, Therman STATOM, (and of course Joseph Cornell but C doesn't fit into mints). In this class participants will create a 3-D assemblage inside a mini tin. We will reference many artists who create assemblages within boxes, polymer clay artists, and 3-D collage artists. I will also show a variety of other ways to create boxes/3-d assemblages in the classroom setting. And why yes, there will be mints!!!</i>	<b>Presenter:</b> Amber Ballard <b>Audience:</b> ES, MS, HS <b>Location:</b> Naples Grande Beach Resort
11:15 AM – 1:15 PM	<b>Mini Studio—\$ No. 115 Exploring Analogous Patterns—Using Paper Stencils and Glaze</b>	<i>Nature provides a rich visual source to create interesting and colorful patterns. AMACO's low-fire Teachers Palette glazes will be blended to create analogous, warm, and cool color systems on ceramic tiles. Participants will learn to develop innovative patterns derived from nature by using newspaper as a resist and layering glaze colors to bring depth and interest to the surface of their ceramic projects.</i>	<b>Presenter:</b> Kathy Skaggs <b>Audience:</b> All <b>Location:</b> Naples Grande Beach Resort
11:15 AM – 1:15 PM	<b>Mini Studio—\$ No. 116 Keith Haring for Middle Schoolers</b>	<i>In this workshop, participants will learn about an art lesson based on the art of Keith Haring. Participants will see and reflect on images of Keith Haring's art, and develop their own artwork based on Haring's style and their favorite activities. Then they will create a work of art that will become a design for clay relief. Participants may want to bring their own apron, markers, and basic clay tools.</i>	<b>Presenter:</b> Christine Schebilski <b>Audience:</b> ES, MS <b>Location:</b> Naples Grande Beach Resort
11:15 AM – 1:15 PM	<b>Mini Studio—\$ No. 117 Clay Critters, Comprehension Critters</b>	<i>A fun way to teach beginning clay artists how to make a critter! Use this simple method to teach vocabulary and sequencing skills to all K-2nd grade students while creating a clay project. Utilizing rhythm, poetry and movement, you will create your own sequencing raps which will be the directions and instructions in making your critters. Backgrounds and props can be made to enhance your clay projects. A simple technique to tell about a critter through poetry will also be shared.</i>	<b>Presenter:</b> Suz Easley <b>Audience:</b> ES <b>Location:</b> Naples Grande Beach Resort
11:15 AM – 1:15 PM	<b>Mini Studio—\$ No. 118 Graffiti—How Do We Decide What Is Beauty?</b>	<i>Participants will use CISM (Comprehension Instructional Sequence Model) techniques. This model will teach and guide students to think more deeply as they read text by using a four-step process. Secondly, participants will learn how to create their own Graffiti work of art using stencils and spray paint.</i>	<b>Presenter:</b> Beverly Williams <b>Audience:</b> MS, HS <b>Location:</b> Toni Stabile Classrooms @ The Baker Museum 🚗
11:15 AM – 1:15 PM	<b>Mini Studio—\$ No. 120 Repoussé Candle Boxes</b>	<i>Hands on workshop where participants will learn the Art of Repoussé with a twist. Come prepared with a simple design idea, @ 3" in size, that you would like to transform into 3D Relief in Metal. We'll be making Repoussé Candle boxes with the twist of Pierced Tin Punch Techniques! Complete Lesson Plans and Resources will be available on the FAEA Digital Conference Site. All materials provided. You can also receive the lessons in SMART Notebook format by bringing a USB Drive!</i>	<b>Presenter:</b> Linda Marie Robinson <b>Audience:</b> All <b>Location:</b> Toni Stabile Classrooms @ The Baker Museum 🚗
12:15 PM – 1:15 PM	<b>Artist Forum Arts Collaboration Designing Solutions for Art, Work, and Life Honors</b>	<i>This information session will outline a curriculum for the inquiry based teacher facilitated new FDOE course. The possibilities are limitless for students to gain practice in problem solving for local and global issues.</i>	<b>Presenter:</b> Terry Thompson <b>Audience:</b> HS <b>Location:</b> Naples Grande Beach Resort
12:15 PM – 1:15 PM	<b>Product Showcase Artist Forum Exciting Pencil Techniques for Mixed Media Art</b>	<i>Learn how to create visually stimulating special effect patterns and textures within your mixed media designs using pencil pigments with tissue, foil, rice paper, bubble wrap, cling wrap, rubbing alcohol and so much more! Charcoal, graphite, pastel and watercolor pencil techniques covered. Handout included!</i>	<b>Presenter:</b> Kathi Hanson <b>Audience:</b> ES, MS, HS, C/U <b>Location:</b> Naples Grande Beach Resort
12:15 PM – 1:15 PM	<b>Artist Forum Making a Sand Mandala: One Cup at a Time Will Bring Pride and Community to Your School</b>	<i>All the tools, plans, budget, and dynamics you will need to bring this once in a lifetime event to your students and community. This year I moved to a Title I school with nearly 600 students and repeated this fantastic lesson – making a sand mandala. I hope to leave you with the confidence to do it at your school as well.</i>	<b>Presenter:</b> Tamala Cusumano <b>Audience:</b> ES <b>Location:</b> Naples Grande Beach Resort

# Conference Preview

(Subject to change)

THURSDAY

12:15 PM – 1:15 PM	<b>Artist Forum Primary Art Projects Using Children’s Literature</b>	<i>Quick read books and successful projects to include in the kindergarten and 1st grade art room. Some of the books include: Elmer, Ish, Dot, and A Color of My Own. Participants will receive lesson plans and any needed copies of all lessons.</i>	<b>Presenter:</b> Sue Ambriosio <b>Audience:</b> ES <b>Location:</b> Naples Grande Beach Resort
12:30 PM – 3:30 PM	<b>Half-Day Studio— \$ No. 103 Beautiful Beaded Bag</b>	<i>Learn to sew a beautiful beaded amulet bag with beaded fringe embellishment. Ideas will be discussed for adding beads to clothing and other objects. The historical background of bags will be covered. Project ideas from ancient cultures will be covered to adapt to the classroom.</i>	<b>Presenter:</b> Joanne Logg <b>Audience:</b> All <b>Location:</b> Naples Grande Beach Resort
12:30 PM – 3:30 PM	<b>Half-Day Studio— \$ No. 104 Rust Printing</b>	<i>This workshop is an introduction to the rust printing process with basic information about history, method and materials. Demonstration with examples will provide workshop participants an opportunity to produce their own print. Rust prints take 2-8 hours to develop. It will be necessary for participants to return the following day to observe the results of their work.</i>	<b>Presenter:</b> Steven Beverage <b>Audience:</b> HS, C/U <b>Location:</b> Naples Grande Beach Resort
1:30 PM – 3:30 PM	<b>Mini Studio—\$ No. 126 Foil Action Figures</b>	<i>Bringing back an old form of sculpture with aluminum foil!!!! Through this wonderful experience of hands on activity, students will be able to express an inner desire to produce three-D sculpture suitable for an art gallery exhibit.</i>	<b>Presenter:</b> Robert Hertzog <b>Audience:</b> ES <b>Location:</b> Toni Stabile Classrooms @ The Baker Museum 🚗
1:30 PM – 3:30 PM	<b>Mini Studio—\$ No. 128 Mixed Media: Glue, Sand, and Paint</b>	<i>In this workshop, the participants will learn to create textures on a surface using glue and sand. Afterwards the surface will be painted using different materials such as tempera or acrylic paint, oil pastels, stencils and possibly spray paint.</i>	<b>Presenter:</b> Marlon Zuniga <b>Audience:</b> ES, MS, HS, C/U <b>Location:</b> Toni Stabile Classrooms @ The Baker Museum 🚗
1:30 PM – 2:30 PM	<b>Artist Forum Art Education Reverberations</b>	<i>We often need to rediscover and reclaim our art/educator selves, and the flow of energy from within our lives. Art educator participation in research can nurture personal and professional development and can be used as a tool for refining and evaluating teaching. In this session, a panel of art educators will offer examples of their current art education research interests, designs and findings, which transform their lives and practices.</i>	<b>Presenter:</b> Michelle Tillander <b>Audience:</b> All <b>Location:</b> Naples Grande Beach Resort
1:45 PM – 3:45 PM	<b>Product Showcase Mini Studio—\$ No. 121 Ball Point Engraving</b>	<i>When we think of “engravings”, we tend to think of carved stone, wood or etched metal plates. In this Blick Art Materials workshop, participants will learn a low-tech method of pressing a design into a board through paper with a pen, then revealing it by rubbing over the engraved surface with colorful art sticks.</i>	<b>Presenter:</b> Linda Carter <b>Audience:</b> MS HS <b>Location:</b> Naples Grande Beach Resort
1:45 PM – 3:45 PM	<b>Mini Studio—\$ No. 122 Homage to the Square</b>	<i>The shape we call a square appears symbolically and historically in many cultures, yet it is still the simple shape we learn in kindergarten. This session explores a wide range of associations, along with examples of a variety of student work. The workshop portion will include a variety of media, showing the geometric design of Islamic tile.</i>	<b>Presenter:</b> Nan Williams <b>Audience:</b> ES, MS, All <b>Location:</b> Naples Grande Beach Resort
1:45 PM – 3:45 PM	<b>Mini Studio—\$ No. 123 Artist Books &amp; Eco-Printing</b>	<i>Create a hand stitched book using folded papers designed with Eco-printing, botanical alchemy of plant prints with leaves and flowers. Explore natural areas to select plant material. Experiment with garden plants and paper to literally “cook the books” through steam printing.</i>	<b>Presenter:</b> Susannah Brown <b>Audience:</b> ES, MS, HS, C/U <b>Location:</b> Naples Grande Beach Resort
1:45 PM – 3:45 PM	<b>Mini Studio— \$ No. 124 Unbe“WEAVE”able Art Lessons for the Elementary Art Room</b>	<i>The participant will be introduced to the history of weaving and be able to view various types of weaving’s. They will then create their own looms made from the provided materials such as cardboard, paper plates, sticks and/or burlap. They will have the opportunity to weave a colorful design. Samples will be created and pictures and lesson plans will be provided.</i>	<b>Presenter:</b> Steven Miller <b>Audience:</b> ES <b>Location:</b> Naples Grande Beach Resort

# Conference Preview

(Subject to change)

1:45 PM – 3:45 PM	<b>Mini Studio—\$ No. 125</b> <b>The Poetic Classroom: Using Poetry to Engage Students in Artmaking</b>	<i>This workshop is designed to inspire K-12 educators to use poetry in the art room. The brief presentation and accompanying hands-on workshop is focused on introducing participants to a variety of ways to merge poetry and art making. Participants will create several works of art inspired by the collision of image and text and leave with resources and examples of the many ways poetry and art can work together in K-12 environments.</i>	<b>Presenter:</b> Sara Shields <b>Audience:</b> ES, MS, HS, C/U, Mu <b>Location:</b> Naples Grande Beach Resort
2:30 PM – 4:30 PM	<b>Mini Studio—\$ No. 219</b> <b>It's a Piece of Cake! Art of Wayne Thiebold</b>	<i>We will present the Art of Wayne Thiebaud through 2D and 3D adaptations. Lesson plans include perspective drawings yummy desserts, as well as making a clay slab box that looks like a piece of cake. We will once again share our clay cupcakes, too, if time permits.</i>	<b>Presenter:</b> Delta Jones <b>Audience:</b> ES, MS, HS <b>Location:</b> Naples Grande Beach Resort
2:45 PM – 3:45 PM	<b>Artist Forum</b> <b>Great Art Without a Great Schedule</b>	<i>Art teachers are expected to give wonderful creative art lessons to students with limited time. As art teachers, we face the challenge of conducting lessons in as little as 30 minutes. In this presentation, we will discuss lesson ideas, suitable materials, teaching the standards, integrating other subjects, delivery strategies, and tricks of the trade to not only survive but thrive in your 30 minute art class.</i>	<b>Presenter:</b> Nicole Crane and Britt Feingold <b>Audience:</b> ES <b>Location:</b> Naples Grande Beach Resort
4:00 PM – 5:30 PM	<b>General Session 1</b>	<i>General Session 1. The keynote speaker is Xavier Cortada.</i>	<b>Location:</b> Naples Grande Beach Resort
6:00 PM – 8:00 PM	<b>Mini Studio—\$ No. 129</b> <b>Textured Dragons and Castles</b>	<i>Explore new textures techniques through painting and coloring. Students will create a castle and dragon. Then write a fiction story about the dragon and the castle.</i>	<b>Presenter:</b> Chantel Bohnenstiehl <b>Audience:</b> ES <b>Location:</b> Naples Grande Beach Resort
6:00 PM – 8:00 PM	<b>Mini Studio—\$ No. 130</b> <b>Pyramid Power!</b>	<i>Participants will work in teams, hands-on, to problem solve, and build models of one of 6 different mathematical solids (Forms). Using a flat geometric net, we will create a 3-D square pyramid, and add an ancient Egyptian design to each of its faces. Attendees will leave with this ready to use prototype, along with a CD of the PowerPoint, and the confidence of a math teacher! You had the Power all along!</i>	<b>Presenter:</b> Pat Knowlton <b>Audience:</b> ES, MS, HS <b>Location:</b> Naples Grande Beach Resort
6:00 PM – 8:00 PM	<b>Mini Studio—\$ No. 131</b> <b>City Tour</b>	<i>This workshop will focus on cities of any size as a theme in the art making process. We will share various project ideas and display visual examples. The projects range in media and could be adapted for any grade level, however most of the projects have many steps in the process. There will also be a hands on project to walk you through one exciting way to create an individual cityscape which can be linked to make a class mural display.</i>	<b>Presenter:</b> Tasha Strigle <b>Audience:</b> ES, MS, HS <b>Location:</b> Naples Grande Beach Resort
6:00 PM – 8:00 PM	<b>Mini Studio—\$ No. 132</b> <b>No Time for an Art Club?</b>	<i>Learn how art and guidance collaborated to start an Art Club and received classroom teacher "buy-in". Participants will complete four lessons: a name design, a goal poster, a dream catcher, and a clay project. All lessons are focused on helping students develop a stronger sense of self.</i>	<b>Presenter:</b> Stephanie Bucklew <b>Audience:</b> ES <b>Location:</b> Naples Grande Beach Resort
6:00 PM – 8:00 PM	<b>Mini Studio—\$ No. 133</b> <b>Silkscreen: A Printmaking Technique</b>	<i>Silk screen, a versatile technique! Students can easily assemble a silk-screen, when applying positive/negative design and screen blocker. Printing can be done on paper, fabric or other surfaces. Bring a positive/negative design and a blank screen, pre-stretched. We will demonstrate printing techniques and tips on how to obtain best results. If you do not bring a screen you can experiment with my screens. You can also bring a white t-shirt for printing.</i>	<b>Presenter:</b> Marcia Reybitz <b>Audience:</b> HS <b>Location:</b> Naples Grande Beach Resort
6:00 PM – 8:00 PM	<b>Mini Studio—\$ No. 134</b> <b>Reduction Block Printing</b>	<i>In this workshop, participants will create a multi-color print using a single linoleum block. Printmaking is a great opportunity for student artists to build on previous bodies of work as well as explore new imagery. Participants will be given a variety of approaches to integrating printmaking into the curriculum they already teach. It is recommended that participants bring with them a simple image that they would like to use as their subject in order to maximize time as well as a flash drive.</i>	<b>Presenter:</b> Megan Welch <b>Audience:</b> MS, HS <b>Location:</b> Naples Grande Beach Resort
8:00 PM – 9:30 PM	<b>Member Virtual Exhibition and Reception</b>	<i>Member Exhibition Reception at The Baker Museum.</i>	<b>Location:</b> The Baker Museum 🚗

THURSDAY



## Answers To Your Conference FAQs

### Do I have to be a member of FAEA to attend the FAEA conference?

Yes, you have to be a current member of FAEA to attend the conference. The membership year runs from July 1-June 30.

### Do I have to register to attend the FAEA conference?

Yes, you must register to attend the FAEA Conference. You can pre-register online until September 25, 2015. If you choose to pre-register using paper, call the FAEA Office to request the form. Please make special note of the submission deadline of September 18, 2015.

### What is the registration fee to attend the FAEA conference?

Online pre-registration is \$140, paper pre-registration by fax or mail is \$160, and on-site registration is \$160. Fees are reduced for undergraduate members and there is no fee for retired FAEA members.

### Are there any additional fees to attend workshops or special events at the conference?

Yes, there is an additional cost and registration required to attend any Half Day Studio and Mini Studio Workshops which are considered "paid" workshops. There is also a fee to attend the Awards Breakfast and Saturday night's Impressions, a Gala for All.

### What workshops and events are included in my registration?

All Art Forum sessions, general sessions, receptions and access to the commercial exhibit hall are included in your conference registration.

### Do I sign up in advance to attend the art forum sessions?

No, the Art Forum sessions are included in your conference registration and are on a first-come, first-serve basis.



### What is the awards breakfast?

The Awards Breakfast will be held on Saturday, October 10 from 7:30 am-8:30 am. This event honors the 2015 FAEA Award recipients, such as the Florida Art Educator of the Year. The event will begin with a hot plated breakfast followed by the presentation of awards to this year's honorees.

There is a fee to attend the awards breakfast and you can purchase tickets during pre-registration. There will be limited tickets onsite available for purchase.

### What is Impressions, A Gala for All?

This Saturday night celebration provides an opportunity for members to let loose and relax after several days of presentations and workshops. This year's celebration will be held on Saturday, October 10 from 7:00-11:00 PM and the theme is "Black and White". There is a fee to attend this event which includes a plated dinner and entertainment. You can purchase your tickets to attend the Gala during pre-registration. There will be limited tickets onsite available for purchase.

### Is the conference schedule in FAEA's fall Fresh Paint the final schedule?

No, the conference schedule in the fall *Fresh Paint* is still subject to change. Conference schedule updates will be posted on-line at [www.faea.org](http://www.faea.org).

### Is there a certain hotel I should stay at if I am attending the faea conference?

You can reserve a room at the conference site, Naples Grand Beach Resort, for the FAEA Conference rate of \$129/night. Visit the FAEA Conference page for more information.

### If I have questions about the FAEA conference or my membership who should I call?

You can call the FAEA Office at (850) 205-0068 and we will be happy to assist you.



# Conference Preview

(Subject to change)

**FRIDAY**

7:30 AM - 4:30 PM	<b>Registration Open</b>		
8:00 AM - 10:00 AM	<i>Product Showcase</i> <i>Mini Studio—\$ No. 206</i> <b>Exploring Abstract Expressionism with Liquitex Acrylics</b>	<i>“Create amazing effects with Liquitex Soft Body Acrylics, Pouring Medium and String Gel” “We will be using colors and mediums premixed in squeeze bottles for a unique way to apply paint to canvas without brushes. Discover new marbling techniques with simple tools such as paper clips and plastic forks. Explore your inner Jackson Pollock with Liquitex String Gel” All materials will be provided. Limit 12 participants.</i>	<b>Presenter:</b> Joe McCarthy <b>Audience:</b> MS, HS, C/U <b>Location:</b> Naples Grande Beach Resort
8:00 AM - 10:00 AM	<i>Mini Studio—\$ No. 207</i> <b>Pinterest Favorites</b>	<i>We all have favorite ideas “stolen” from Pinterest and I will present my four faves complete with lesson plans and materials. Participants will complete 4 projects to take back as examples ready to use Monday (maybe Tuesday). Note: These are not my own submissions to Pinterest, creator will be given credit.</i>	<b>Presenter:</b> Sue Ambrioso <b>Audience:</b> ES, MS <b>Location:</b> Naples Grande Beach Resort
8:00 AM - 10:00 AM	<i>Mini Studio—\$ No. 208</i> <b>Give us a Hand: Casting with Flex Wax</b>	<i>Participants will learn how to cast hands using flex wax and plaster in this 2-hr workshop. You will make a super-detailed cast of your hand using flex wax as the mold and plaster as the medium. Once cured, hands can be spray painted, decorated, or used for other artistic applications. We will cover how to implement this with students and faculty at your school, and directions and supplier information will be provided.</i>	<b>Presenter:</b> Courtney Pla <b>Audience:</b> All <b>Location:</b> Naples Grande Beach Resort
8:00 AM - 10:00 AM	<i>Mini Studio—\$ No. 209</i> <b>Time-Lapse Teaching: Innovative Approaches to Teaching Philosophies and Artist Statements</b>	<i>This workshop is focused on the development of innovative alternatives to the traditional teaching philosophy and artist statements. Using traditional art supplies and free cell phone apps, these students created a series of engaging teaching and artist philosophies. The goal of this workshop is to prepare participants to cr</i>	<b>Presenter:</b> Sara Shields <b>Audience:</b> MS, HS, C/U <b>Location:</b> Naples Grande Beach Resort
8:00 AM - 10:00 AM	<i>Mini Studio—\$ No. 210</i> <b>Silkscreening on Ceramics</b>	<i>Learn how to use Mayco’s Designer Silkscreens on ceramics using Stroke &amp; Coat glazes for highly-detailed designs. Your students will be able to incorporate a variety of designs in combination with other glazes to create unique works.</i>	<b>Presenter:</b> Pauline Rancourt <b>Audience:</b> All <b>Location:</b> Naples Grande Beach Resort
8:00 AM - 9:00 AM	<i>Artist Forum</i> <b>Creating the Future with Digital Arts Camps</b>	<i>Learn the why, what, when, and how the Pinellas County Visual Arts Elementary and Middle School Digital Arts Camps benefit students and teachers that attend.</i>	<b>Presenter:</b> Jack Tovey and Jonathan Ogle <b>Audience:</b> ES, MS, HS <b>Location:</b> Naples Grande Beach Resort
8:00 AM - 9:00 AM	<i>Artist Forum</i> <b>Pendulum Painting Lesson</b>	<i>This workshop will allow elementary and middle school teachers to observe a lesson that incorporates multiple content areas such as math, science, and writing through a fun and interactive art making lesson. Students use pendulums, paint, and paper to create an abstract style of art while also focusing on various artists who are known to work in this style. This lesson creates a climate of inquiry.</i>	<b>Presenter:</b> Ashley Heribacka <b>Audience:</b> ES, MS <b>Location:</b> Naples Grande Beach Resort
8:00 AM - 9:00 AM	<i>Artist Forum</i> <b>Set the Stage - Run the Show!</b>	<i>The art room is a stage where the teacher is director, designer, choreographer, writer, stage hand and more, just as in a stage production, where everything must contribute to success. This session suggests ways of handling curriculum, time management, efficient preparation, budgeting, questioning, child development and more.</i>	<b>Presenter:</b> Nan Williams <b>Audience:</b> ES <b>Location:</b> Naples Grande Beach Resort
8:00 AM - 9:00 AM	<i>Artist Forum</i> <b>The STEAM Machine</b>	<i>Discover how to create your own grant-funded STEAM inspired projects that incorporate real-life activities, encourage community involvement, and challenge students to practice self-directed artistic behavior.</i>	<b>Presenter:</b> Beth Dobberstein <b>Audience:</b> ES, MS, HS <b>Location:</b> Naples Grande Beach Resort
8:30 AM - 1:00 PM	<b>Commercial Exhibit Hall</b>	<i>Commercial Exhibit Hall is open from 8:30 AM-1:00 PM and 2:15 PM-4:30 PM.</i>	<b>Location:</b> Naples Grande Beach Resort
9:00 AM - 12:00 PM	<i>Half-Day Studio—\$ No. 201</i> <b>Sculpt Clay Tiki Cups</b>	<i>Explore the history of the tiki across Polynesia from ancient to modern. Students will sculpt a tiki cup out of clay using various hand-building techniques. They will also use a sgraffito decorating technique to add intricate designs to their cups. This workshop uses many practical applications for the general art class.</i>	<b>Presenter:</b> Gustavo Miranda <b>Audience:</b> ES, MS, HS <b>Location:</b> Naples Grande Beach Resort

FRIDAY

# Conference Preview

(Subject to change)



9:00 AM – 12:00 PM	<i>Half-Day Studio— \$ No. 202</i> <b>Monoprint Lab – Printing Without a Press</b>	<i>Back by popular demand! Monoprints are a unique process in which a one-of-a-kind image is made. After learning a variety of techniques, water-based inks will be used to create a series of Monoprints in this hands-on workshop. This is a fun, easy, and inexpensive way to have your students make beautiful prints! This workshop is truly suitable for Elementary, Middle, and High school aged students. Limited to 16 participants.</i>	<b>Presenter:</b> Kymberly Moreland-Garnett <b>Audience:</b> ES, MS, HS, C/U <b>Location:</b> Naples Grande Beach Resort
9:00 AM – 12:00 PM	<i>Half-Day Studio— \$ No. 203</i> <b>Wax On!</b>	<i>Encaustic painting uses melted beeswax to create rich texture and depth in wax medium paintings by incorporating colored layers, incising, collage, watercolor, oil pastels etc. This workshop includes demonstration, technique, resources, lesson plan, and a project. Bring found objects, small photos, sketches, collage materials, decorative fibers, etc. High school level.</i>	<b>Presenters:</b> Barbara Smith, Shelley Whitescarver <b>Audience:</b> HS <b>Location:</b> Toni Stabile Classrooms @ The Baker Museum 🚗
9:00 AM – 12:00 PM	<i>Half-Day Studio— \$ No. 204</i> <b>Art History &amp; the Artistic Approach of Gaming Design</b>	<i>This workshop is designed as an art teachers' approach to video game design with STEAM in mind. We will start by looking at periods in art history and different artistic styles as the basis to create a design format of a video game. This approach to game design allows for the beginning level computer art teacher &amp; student to have great success with video game design. The student will scan hand drawn sketches into the computer and with a tablet and photoshop format colored and completed.</i>	<b>Presenter:</b> Beth Goldstein <b>Audience:</b> MS, HS, C/U, Mu <b>Location:</b> Toni Stabile Classrooms @ The Baker Museum 🚗
9:00 AM – 12:00 PM	<i>Half-Day Studio— \$ No. 205</i> <b>Ndebele Dolls</b>	<i>Create a personal Ndebele (en-duh-belly) doll from Southern Africa! Attendees will use fabric, beads, yarn, and other found materials to create their doll. This is an excellent multicultural unit which stresses writing and personal choices. Adaptable to all grade levels and abilities.</i>	<b>Presenter:</b> Joanna Davis-Lanum <b>Audience:</b> All <b>Location:</b> Toni Stabile Classrooms @ The Baker Museum 🚗
9:00 AM – 12:00 PM	<b>Art Supervisors' Meeting</b>	<i>During the Supervision/Administration Division Meeting, art supervisors from across the state of Florida will have the opportunity to hear FAEA and legislative updates, discuss the status of their arts education programs and share their district's developments on current educational topics.</i>	<b>Presenter:</b> Ashley Spero <b>Location:</b> Naples Grande Beach Resort
9:15 AM – 10:15 AM	<i>Artist Forum</i> <b>Digital Artist Statements</b>	<i>This workshop covers how to use technology to enable students to create, publish and share their art work with the world. The presentation covers how to use a combination of applications the iPad that enables students to bring their art work to life.</i>	<b>Presenter:</b> Jamie Wardley <b>Audience:</b> ES <b>Location:</b> Naples Grande Beach Resort
9:15 AM – 10:15 AM	<i>Artist Forum</i> <b>Compositional Secrets of Leonardo da Vinci – A Visual Analysis</b>	<i>Learn about the great Renaissance master Leonardo da Vinci and the secrets behind his famous masterpieces through visual analysis. This presentation will focus on the understanding of the artist's style, his art education as well as his famed painting techniques and compositional design as related to today's teaching.</i>	<b>Presenter:</b> David Chang <b>Audience:</b> All <b>Location:</b> Naples Grande Beach Resort
9:15 AM – 10:15 AM	<i>Artist Forum</i> <b>Digital Awareness in the Art Room with Audience Participation</b>	<i>What does digital awareness look like in the art room? How can art educators use digital awareness to develop digital citizenship? Ideas and techniques to promote digital awareness in middle and high school art students, developed during action research with pre-service art teachers and further explored in digital classrooms will be shared with workshop participants.</i>	<b>Presenter:</b> Cindy Jesup <b>Audience:</b> MS, HS, C/U, Adm <b>Location:</b> Naples Grande Beach Resort
9:15 AM – 10:15 AM	<i>Artist Forum</i> <b>Redeveloping Lessons Around Design Problems: From Foundation to AP</b>	<i>See the evolution of several lessons and rubrics to incorporate specific design problems. How rubrics have been streamlined to mirror objectives in categories such as Design, Material, &amp; Use of Time. How photographing student work after each project creates a record of objectives met/exceeded and builds the PPT imagery to help the next group better visualize the design problems. (Although most examples will be from various levels of 3D classes, the premise fits any type of media you teach.)</i>	<b>Presenter:</b> Barbara Davis <b>Audience:</b> MS, HS, C/U <b>Location:</b> Naples Grande Beach Resort
10:30 AM – 12:30 PM	<i>Product Showcase</i> <i>Mini Studio—\$ No. 211</i> <b>Exploring Analogous Patterns Using Paper Stencils and Glaze</b>	<i>Participants will use nature as their inspiration to create colorful patterns on bisque fired tiles by layering glaze colors and using newspaper as a resist.</i>	<b>Presenter:</b> Jeffrey Sandoe <b>Audience:</b> ES, MS, HS <b>Location:</b> Naples Grande Beach Resort

FRIDAY



# Conference Preview

(Subject to change)

10:30 AM – 12:30 PM	<i>Mini Studio—\$ No. 212</i> <b>Text as Art</b>	<i>Inspired by the Spanish metal sculptor Jaume, participants will explore the theme of “Text as Art” and learn about metal sculptors. Inspired by text, poems, prose, and the simplicity and inspiration of words, visual imagery becomes the focus of this session. Participants will design and create their “Text as Art” design using recyclable materials.</i>	<b>Presenter:</b> Zaida Ruiz <b>Audience:</b> ES, MS, HS <b>Location:</b> Naples Grande Beach Resort
10:30 AM – 12:30 PM	<i>Mini Studio—\$ No. 213</i> <b>The Amazing Balancing Art</b>	<i>Find balance and graceful movement as we explore the colorful world of Alexander Calder. Create a multi-level mobile using simple wire and poster board. Design a sculptural base on which your mobile will perform its balancing act. Feel like a kid again incorporating as many of the elements and principles into on piece as possible. A must do, for all the “off balance artist” out there.</i>	<b>Presenter:</b> Anita Smith <b>Audience:</b> MS, HS <b>Location:</b> Naples Grande Beach Resort
10:30 AM – 12:30 PM	<i>Mini Studio—\$ No. 214</i> <b>The Paper Architect</b>	<i>Paper is so versatile! It's the foundation for any 3-D studio art course. Students can create amazing work from such an inexpensive medium. All it takes is the right form of inspiration. In this workshop, we'll explore a variety of paper sculpting methods combined with textural decoration techniques to create unique sculptural forms inspired from world landmark architecture.</i>	<b>Presenter:</b> Alan McKnight <b>Audience:</b> MS, HS <b>Location:</b> Naples Grande Beach Resort
10:30 AM – 12:30 PM	<i>Mini Studio—\$ No. 215</i> <b>Colorful Glazing on Greenware</b>	<i>Discover how to apply and blend glazes on greenware (unfired clay). AMACO's Teachers Palette Glazes will be used on leatherhard clay to achieve a wide range of colors. Green glazing and color theory using glazes will be discussed.</i>	<b>Presenter:</b> Kathy Skaggs <b>Audience:</b> All <b>Location:</b> Naples Grande Beach Resort
10:30 AM – 11:30 AM	<i>Artist Forum</i> <b>Making Cultural Connections: Creating a “Mini-Gallery” in Your Classroom</b>	<i>This presentation will focus on how art prints and other resources are used throughout the school year using a “mini-gallery” approach in your classroom or art room. You will see how this strategy can generate discussion on cultural similarities and differences, language development while building vocabulary using visual art for understanding and reflection.</i>	<b>Presenter:</b> Mary Cavaioi <b>Audience:</b> All <b>Location:</b> Naples Grande Beach Resort
10:30 AM – 11:30 AM	<i>Artist Forum</i> <b>Staying Artistically Alive as Art Educators</b>	<i>Become a practicing artist while teaching, participants will learn the methods of artistic confidence, establishment of value, effective photography of artworks, and professional portfolio.</i>	<b>Presenter:</b> David Chang <b>Audience:</b> All <b>Location:</b> Naples Grande Beach Resort
10:30 AM – 11:30 AM	<i>Product Showcase</i> <i>Artist Forum</i> <b>Ten Techniques for WOW Watercolor Pencil Art</b>	<i>Watercolor pencils are easy to manipulate, extremely versatile, create unique special effects, and can be used alone or combined with pan or tube color. Join Kathi Hanson as she demonstrates her ten signature watercolor pencil techniques that create eye catching textures, vignettes, gestural markings, etc. Also learn how to create a paper palette with watercolor pencils to replace pan colors for wet on wet watercolor painting effects. Handout included.</i>	<b>Presenter:</b> Kathi Hanson <b>Audience:</b> ES, MS, HS, C/U <b>Location:</b> Naples Grande Beach Resort
10:30 AM – 11:30 AM	<i>Artist Forum</i> <b>The Fund 4 Design &amp; ART Education</b>	<i>Share the love and share the art! The tale of art teachers who wanted to continue helping art kids even though they are “retired”. Find out how you and your artsy friends can raise thousands of dollars for art students, replicate processes of the Fund 4 Design &amp; Art Education, the AMAZING Sketchbook Project and the Isaiah Fund in your community. <a href="http://www.fund4arted.org">www.fund4arted.org</a></i>	<b>Presenter:</b> Marilyn Traeger <b>Audience:</b> All <b>Location:</b> Naples Grande Beach Resort
11:45 AM – 12:45 PM	<i>Artist Forum</i> <b>100+ Years of Wisdom for Novice Art Teachers</b>	<i>This presentation is for beginning art teachers and will consist of a roundtable discussion with veteran retired teachers.</i>	<b>Presenter:</b> William Chiodo <b>Audience:</b> ES, MS, HS <b>Location:</b> Naples Grande Beach Resort
11:45 AM – 12:45 PM	<i>Artist Forum</i> <b>Born to Blog</b>	<i>Learn how easy it is to get started blogging! It will help to advocate your art program or anything else that you are passionate about. Your blog will inform and inspire others. Get the word out there about the wonderful things going on in your art room or your life!</i>	<b>Presenter:</b> Sheryl Depp <b>Audience:</b> All <b>Location:</b> Naples Grande Beach Resort

FRIDAY

# Conference Preview

(Subject to change)



11:45 AM – 12:45 PM	<i>Product Showcase</i> <i>Artist Forum</i> <b>Digital Curriculum and 21st Century Art Education</b>	<i>The move from a print to a digital curriculum is a topic of much discussion and varied view points. We will explore the components of a digital curriculum and the effective incorporation of those components into an art educator's classroom. This session will provide concrete examples and links to the latest digital products created by Davis Publications.</i>	Presenter: Cindy Walker Audience: ES, MS, HS, Adm Location: Naples Grande Beach Resort
11:45 AM – 12:45 PM	<i>Artist Forum</i> <b>Robots, Recycling, and Enrichment: Visual Arts Education in a Title 1 Elementary School</b>	<i>The purpose of Title 1 is to "ensure that all children have a fair, equal, and significant opportunity to obtain a high-quality education" (United States Department of Education). One way this purpose can be accomplished is to provide students with enriched and accelerated academic programming. Our presentation highlights the enrichment activities offered within a visual arts project at a Title 1 Elementary School.</i>	<b>Presenter:</b> Wendy Dickinson <b>Audience:</b> ES, C/U, Adm <b>Location:</b> Naples Grande Beach Resort
12:00 PM – 1:00 PM	<i>Artist Forum</i> <b>Future Art Teacher's Forum</b>	<i>Interested in becoming an art teacher? This session will provide attendees with the opportunity to meet Art Supervisors from across the state, learn about the arts in each of their districts and provide an open forum to ask questions about preparing for a career in art education.</i>	<b>Presenter:</b> Ashley Spero <b>Audience:</b> <b>Location:</b> Naples Grande Beach Resort
1:00 PM – 2:15 PM	<b>Elementary School Division Meeting</b>	<i>Meeting for all FAEA members representing the Elementary School Division.</i>	<b>Presenter:</b> Joanna Davis-Lanum <b>Location:</b> Naples Grande Beach Resort
1:00 PM – 2:15 PM	<b>High School Division Meeting</b>	<i>Meeting for all FAEA members representing the high school division.</i>	<b>Presenter:</b> Marty Loftus <b>Location:</b> Naples Grande Beach Resort

FRIDAY



## FAEA Corporate, Museum, and Scholastic Partners

FAEA is proud to announce the launch of its Partnership program. The association has been successful for many years in great part thanks to its relationships with companies, museums, and schools.

FAEA invites its members to say thank you and support each Partner organization.

### GOLD PARTNERS



Ringling College of Art + Design

### BRONZE PARTNER

**Naples Art Association**



# Conference Preview

(Subject to change)

1:00 PM – 2:15 PM	<b>Higher Education Division Meeting</b>	<i>Meeting for all FAEA members representing the higher education division.</i>	<b>Presenter:</b> Susannah Brown <b>Location:</b> Naples Grande Beach Resort
1:00 PM – 2:15 PM	<b>Middle School Division Meeting</b>	<i>Meeting for all FAEA members representing the middle school division.</i>	<b>Presenter:</b> Anni Christie <b>Location:</b> Naples Grande Beach Resort
1:00 PM – 2:15 PM	<b>Museum Division Meeting</b>	<i>Meeting for all FAEA members representing the museum education division.</i>	<b>Presenter:</b> Elizabeth Miron <b>Location:</b> Naples Grande Beach Resort
1:00 PM – 2:15 PM	<b>Retirees Group Meeting</b>	<i>Meeting for all retired FAEA members. Stay current with ongoing projects, reconnect with art educator friends, and take-away new ideas.</i>	<b>Presenter:</b> William Chiodo <b>Location:</b> Naples Grande Beach Resort
2:15 PM – 4:30 PM	<b>Commercial Exhibit Hall</b>	<i>Commercial Exhibit Hall is open from 8:30 AM-1:00 PM and 2:15 PM-4:30 PM.</i>	<b>Location:</b> Naples Grande Beach Resort
2:30 PM – 3:30 PM	<b>Product Showcase Artist Forum</b> <b>Expand and Deepen Your Curriculum with 30,000 Digital Images</b>	<i>Discover how Davis Digital Images can expand and deepen your students' knowledge of Fine Art and support your curriculum, with built-in features that promote independent learning, student-centered activities, and art criticism. Models for teacher and student use will be shared, as well as the chance to win a free one-year subscription.</i>	<b>Presenter:</b> Robb Sandagata <b>Audience:</b> ES, MS, HS, C/U, Adm <b>Location:</b> Naples Grande Beach Resort
2:30 PM – 4:30 PM	<b>Mini Studio—\$ No. 217</b> <b>Giacometti-Inspired Sculpture</b>	<i>Learn about Giacometti and make a Giacometti-stylized stretch figure sculpture with air dry clay and wire!</i>	<b>Presenter:</b> Jen Deaton <b>Audience:</b> All <b>Location:</b> Naples Grande Beach Resort
2:30 PM – 4:30 PM	<b>Mini Studio—\$ No. 218</b> <b>Charcoal Drawing</b>	<i>Hands on workshop teaching charcoal techniques for grades k through 5. Participants will leave with their own samples for each grade level.</i>	<b>Presenter:</b> Laurie Belle and Chad Lyons <b>Audience:</b> ES <b>Location:</b> Naples Grande Beach Resort
2:30 PM – 4:30 PM	<b>Mini Studio—\$ No. 220</b> <b>Art is all fun and GAMES</b>	<i>This is a workshop focused on art games. How to get your students to use their own devices, ways to incorporate smart board and Promethean without fancy up-grades. I will review several games already on the market, some that are off the market, and how to make your own games using your own unit and year terms, artist, periods in art, and art history. This process is designed to be all inclusive for your ELL and SPED learners. Bring our own device if you have one!</i>	<b>Presenter:</b> Beth Goldstein <b>Audience:</b> All <b>Location:</b> Naples Grande Beach Resort
2:30 PM – 4:30 PM	<b>Mini Studio—\$ No. 221</b> <b>Pablo Picasso – Jazzy Art and Music</b>	<i>Celebrate Pablo Picasso with Jazzy Art and Music. Hands-on workshop to make abstract and cubist works of art using everyday art materials found in your art room.</i>	<b>Presenter:</b> Kim Chauncy <b>Audience:</b> ES <b>Location:</b> Naples Grande Beach Resort
2:30 PM – 4:30 PM	<b>Mini Studio—\$ No. 222</b> <b>FAN-Tastic Mini Folding Fans with Chinese Brush Watercolor Markers</b>	<i>In this lesson attendees will create functional mini fans made from a variety of different materials. Participants will also be shown how to use brush markers and blending tools to create artistic designs on their customized fans. Everyone will get to take their finished fans with them to use throughout the conference. Lesson plans will be provided for this hands-on activity.</i>	<b>Presenter:</b> Debra Cline and Melissa Aldan <b>Audience:</b> ES, MS, HS <b>Location:</b> Naples Grande Beach Resort
2:30 PM – 4:30 PM	<b>Mini Studio—\$ No. 223</b> <b>Inexpensive Printmaking: All You Need is a Knife and Some Cardboard</b>	<i>Anyone can teach printmaking using simple inexpensive tools. In this workshop you will learn how to create a printing surface with cardboard and an exacto knife, pull a print without a printing press, and inspire creativity using color and design. This is a quick easy lesson that can satisfy all your printmaking needs or lead to more advanced techniques.</i>	<b>Presenter:</b> Catherine Rivera <b>Audience:</b> MS, HS <b>Location:</b> Toni Stabile Classrooms @ The Baker Museum 🚗

FRIDAY



# Conference Preview

(Subject to change)



2:30 PM – 4:30 PM	<b>Mini Studio—\$ No. 224 Photo Compositing</b>	<i>The workshop will focus on various techniques and reasons to combine images using Photoshop. Attendees will be introduced to work by well-known artists of the genre as well as work produced by high-school students. During the workshop I will demonstrate combining images using selection tools, filters and blending modes. Attendees are invited to bring several of their own images to use to create their own composite image after the demonstration.</i>	<b>Presenter:</b> Jessica Greenberg <b>Audience:</b> MS, HS, C/U <b>Location:</b> Toni Stabile Classrooms @ The Baker Museum 🚗
2:30 PM – 4:30 PM	<b>Mini Studio—\$ No. 225 Water Bottle Wonders</b>	<i>Using trash we make treasure. With collections of plastic bottles, containers, lids, paper scraps, and more we will combine, form, and create sculptures that are fun to make. Using scissors, tape, glue, hole punchers, brass brads, yarn, and other kid friendly tools and materials we will create functional and fun sculptures.</i>	<b>Presenter:</b> Robert Sherry <b>Audience:</b> ES, MS, HS <b>Location:</b> Toni Stabile Classrooms @ The Baker Museum 🚗
2:30 PM – 4:30 PM	<b>Districts Assembly Meeting</b>	<i>A chance for representatives from local art teacher/educator associations to get together.</i>	<b>Presenter:</b> Elizabeth Jenkins <b>Location:</b> Naples Grande Beach Resort
5:00 PM – 6:15 PM	<b>General Session 2</b>	<i>General Session with keynote speaker Clyde Butcher.</i>	<b>Location:</b> Naples Grande Beach Resort
7:00 PM – 9:00 PM	<b>Welcome Reception</b>	<i>Welcome Reception sponsored by Ringling College of Art and Design.</i>	<b>Location:</b> The von Liebig Art Center 🚗
9:30 PM – 11:00 PM	<b>Artist Bazaar and Open Studio</b>	<i>The Artist Bazaar is an event for FAEA members and local associations to sell their artistic creations. A simultaneous open studio will be held for members to create small pieces of artwork.</i>	<b>Location:</b> Naples Grande Beach Resort

FRIDAY

## Members Know Best Advice to and from Art Educators

We know that the membership holds a wealth of information and we want to share the best advice you have. To share your advice with us visit the "Best Advice" tab on faea.org and you could be featured in the next article.

*Michelle Crosby:*

"Get them hooked on the project, then teach the concept!"

*Sandra Smith:*

"Always be prepared for any situation that may arise, plan ahead and be organized."

*Bridget Geiger:*

"Keep focused on what's best for your students and always continue to be a "student" yourself by participating in professional development opportunities as an educator AND as an artist."

*Daniela Aguilera:*

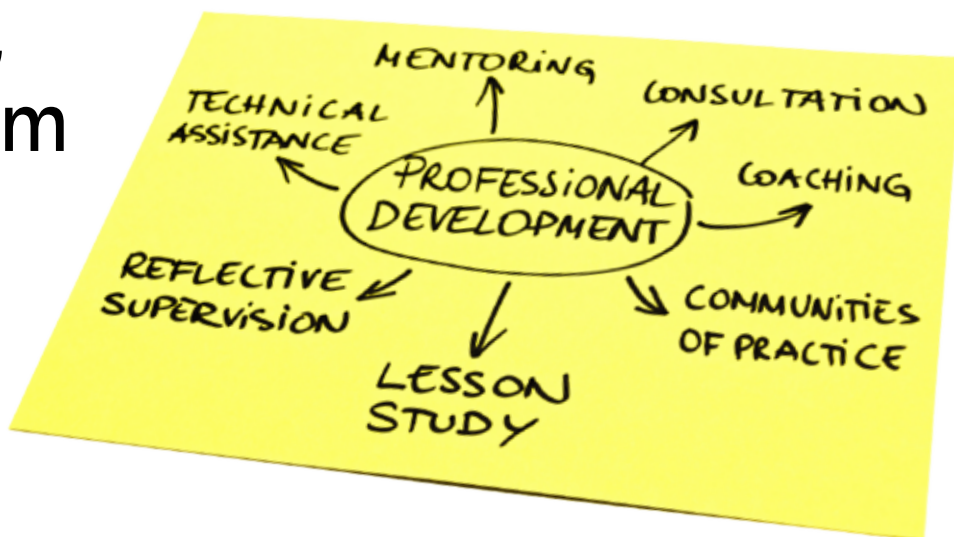
"Best advice I can give: Don't teach art because you like art or teaching. Teach art because you have an overwhelming passion for art, a thirst for knowledge, a desire to inspire growing minds and are ok with getting REALLY dirty!"

*Ellen Harvey:*

"Keep them busy! Don't wait for everyone to finish the project but start the next one with 60% finished. This way they always have something to work on!"

# Professional Development, Professionalism and Lifelong Learning

by Linda Mangual, Art Educator,  
Lead Museum Educator,  
Dr. Carlos J. Finlay Elementary,  
Miami-Dade County Public Schools



As we look forward to the upcoming school year and before we get caught up in school-wide whirlwind activities and events, we would be wise in taking a few moments first to reflect on the previous year and then ask ourselves the following question, “How can I focus on preparing myself to be the best possible teacher for my students that I can this year?” This is a straightforward question with a straightforward answer—through participating in Professional Development activities and then sharing with others through Professional Learning Communities. The National Staff Development Council (2015) defines professional development as the means of ... “the comprehensive, sustained and intensive approach to improving teachers’ and principals’ effectiveness in raising student achievement.” Along with this, they have created nine standards that serve as the framework for effective professional development. Engaging in professional development learning activities helps foster collective responsibility for professional and instructional practice, stu-

dent achievement, continuous improvement and growth, and the implementation of research-based methodologies in our classrooms.

Too often, the reason educators may participate in professional development is tied to the need for recertification requirements. It should in fact become an intrinsic motivator for one’s sense of professionalism and the desire to become an effective teacher. In the book *Teacher Under Construction: Things I Wish I’d Known!* by Parks (2010, p. 1), the case is made that good teachers may be born with the talent to teach, but “good teachers are made by the experience.” This is born out of the idea that becoming an effective teacher requires opportunities for lifelong learning and professionalism to evolve. As professionals, you should not only consider joining local, state and the national association membership, but also consider participating in and presenting qualitative professional development on these levels and at your school site.



Professional development also entails subscribing to the latest educational literature available. Becoming aware of the latest research to support student achievement and supporting the Florida State Standards for the visual arts and other content areas is vital to understanding what works and what doesn’t. Attending state and national conferences and participating in relevant professional development activities on these levels hones the skills in networking with other professionals. It also helps develop relevant dialogue with contemporaries that can inform us of the latest educational news and legislative updates that affect our classrooms and instructional responsibilities. Consider running for board positions on the local, state, and national levels, as this too is part of professional development and these serve as invaluable experiences that do have a direct

If you wish to learn more about professional development and related resources to help you in your growth, you can log onto: [www.faea.org](http://www.faea.org), [www.arteducators.org](http://www.arteducators.org), or contact your local art educator association. While there are numerous websites available, the following are just a few that can provide relevant and meaningful information that you may find useful on your road to professional development:

- <http://www.arteducators.org/learning/professional-development>
- <http://www.incredibleart.org/links/toolbox.html>
- <http://www.theartofed.com/>
- <http://www.edutopia.org/teacher-development>
- <http://www.educatorstechnology.com/2012/07/the-13-must-know-professional.html>



correlation between effective teaching and your professionalism. “In education, research has shown that teaching quality and school leadership are the most important factors in raising student achievement. For teachers and school and district leaders to be as effective as possible, they continually expand their knowledge and skills to implement the best educational practices.” (Mizell, 2010, p. 3)

Teamwork and collaboration are also part of your professional development responsibilities. Mentoring new teachers through Clinical Supervision opportunities broadens the scope of teaching and learning for both mentor and new teacher. Additionally, facilitating workshops at your school site and inviting parents and your colleagues is a way to share in your Professional Learning Communities. As an art educator, what better way is there than to share your wealth of knowledge through your understanding and application of the visual arts standards through project-based or object-based learning activities with your colleagues, parents, administrators, new teachers, and community? These types of professional development activities involve the community and help to raise awareness of the rigorosity of the visual arts, while supporting what you do in the classroom. This all helps to widen the circle of your professional growth and commitment to being a lifelong learner.

In the final analysis, the only thing that stands between you and student success is—you. Glattenhorn (1987) suggests that by gaining experience in one’s teaching role they systematically gain increased experience in their own professional growth through the examination of their teaching ability (p. 32). This is the foundation of professional development and the path to taking ownership for professional growth and instructional accountability. Accepting this responsibility requires seeking out the opportunities to learn, actively applying what’s been learned, and enthusiastically sharing what’s been learned with others. In doing so, you will be laying the foundations for lifelong learning for yourself and for everyone whose life you will touch. ☺

## References

- Glattenhorn, A. A. (1987). *Cooperative professional development: Peer-centered options for teacher growth*. *Educational Leadership*, 45(3), 31-35. Retrieved from [http://www.ascd.org/ASCD/pdf/journals/ed\\_lead/el\\_198711\\_glatthorn.pdf](http://www.ascd.org/ASCD/pdf/journals/ed_lead/el_198711_glatthorn.pdf)
- Mizell, H. (2010). *Why professional development matters*. Learning Forward. Retrieved from [http://learningforward.org/docs/pdf/why\\_pd\\_matters\\_web.pdf?sfvrsn=0](http://learningforward.org/docs/pdf/why_pd_matters_web.pdf?sfvrsn=0)
- National Staff Development Council (2015). *NSDC definition of professional development*. NSDC.org. Retrieved from <http://www.aypf.org/documents/62609NSDCDefinitionofProfessionalDevelopment908.pdf>
- Parks, J. L. (2010). *Teacher under construction: Things I wish I'd known! A survival handbook for new middle school teachers*. New York, NY: Weekly Reader Press.



**FLORIDA ART EDUCATION ASSOCIATION** 

**MEMBERSHIP DRIVE**

Your chance at a free registration to the 2015 FAEA Fall Conference is as easy as getting a friend to join FAEA.

*That's it!*

The member with the most referrals by September 30th wins!

Visit [faea.org](http://faea.org) to renew your membership today!




**SAVE THE DATE!**

March 17-19, 2016 | Chicago, IL

**LEAD!**

**SHARE YOUR VISION**

FOR ART EDUCATION

**Naea** 2016 NAEA NATIONAL CONVENTION

REGISTER NOW AT [WWW.ARTEDUCATORS.ORG](http://WWW.ARTEDUCATORS.ORG)



# Conference Preview

(Subject to change)

## SATURDAY

7:30 AM – 8:30 AM	<b>FAEA Awards Breakfast</b>	<i>Join us as we honor this year's FAEA award winners. Limited tickets available for purchase.</i>	<b>Presenter:</b> Mabel Morales <b>Location:</b> Naples Grande Beach Resort
7:30 AM – 4:30 PM	<b>Registration Open</b>		
8:30 AM – 1:30 PM	<b>Commercial Exhibit Hall</b>	<i>Commercial Exhibit Hall open from 8:30 AM-1:30 PM with 1.5 hours of dedicated exhibit time to start the morning.</i>	<b>Location:</b> Naples Grande Beach Resort
9:45 AM – 10:45 AM	<b>Artist Forum ArtTreks for All Kids Included: Inclusion of All Students in Museum Field Experiences</b>	<i>Museum Field Experiences can be exciting and motivating for all students. The goal of the program is to create an educational environment where students with disabilities can learn about art in an inclusive out-of-school social setting. Participants will be introduced to working with students with disabilities on a Museum Field Experience and provided ideas for hands-on projects and activities for differentiated instruction in a museum setting.</i>	<b>Presenter:</b> Mabel Morales <b>Audience:</b> All <b>Location:</b> Naples Grande Beach Resort
9:45 AM – 10:45 AM	<b>Artist Forum Doodle, Draw, Print, or Glue – Altered Photographs for Any Age</b>	<i>Participants will experience using different techniques to alter photos and turn them into new works of art using modeling paste, paint, markers, printmaking techniques, collage, and other media. This project can be adapted for any age group. Participants should bring 2 identical 4x6 or 5x7 black and white photos (no photocopies please).</i>	<b>Presenter:</b> Glenda Lubiner <b>Audience:</b> All <b>Location:</b> Naples Grande Beach Resort
9:45 AM – 10:45 AM	<b>Artist Forum Tips and Tricks for Great Classroom Management</b>	<i>Do you need some tips and tricks to avoid the typical art room chaos? Come join me for some quick easy tips to get your art room flow in working order!</i>	<b>Presenter:</b> Lindsay Waguespack <b>Audience:</b> ES <b>Location:</b> Naples Grande Beach Resort
10:00 AM – 1:00 PM	<b>Half-Day Studio— \$ No. 301 Alla Prima Painting in Grisaille</b>	<i>Learn to create paintings in grisaille. This time-tested painting method has helped train numerous masters throughout the history of art. Participants will observe a demonstration and then produce a composition from a masterpiece. Materials and a colored handout will be provided.</i>	<b>Presenter:</b> David Chang <b>Audience:</b> All <b>Location:</b> Barron G. Collier High School 🚗
10:00 AM – 1:00 PM	<b>Half-Day Studio— \$ No. 302 A Stitch in Times</b>	<i>In this workshop you will learn how to create a beautiful decorative pillow using yarn, beads, ribbons, buttons and sequins. This lesson will integrate visual aesthetic design with a utilitarian art piece.</i>	<b>Presenter:</b> Lourdes Fuller <b>Audience:</b> ES, MS <b>Location:</b> Barron G. Collier High School
10:00 AM – 12:00 PM	<b>Mini Studio—\$ No. 307 21st Century Art Teacher: Honoring the Past, Creating the Future</b>	<i>This Bring Your Own Device workshop will explore how to teach students to develop their personal imagery by creating Art using multiple devices and applications. Starting with a concept we'll explore how to generate ideas followed by taking photos or drawing or painting subjects related to those ideas using any device the attendee has. Using different apps we'll manipulate, and combine those images to create a personal Artwork. Attendees should bring a device with apps to create images.</i>	<b>Presenter:</b> Jack Tovey <b>Audience:</b> ES, MS, HS <b>Location:</b> Naples Grande Beach Resort
10:00 AM – 12:00 PM	<b>Mini Studio—\$ No. 308 Pastel Painting</b>	<i>Ever wonder what to do with those small pieces of pastels? Try combining drawing and painting mediums and techniques for K-12 students to create impasto pieces of artwork that reflects Vincent van Gogh's unique painting style and use of color theory.</i>	<b>Presenter:</b> Patricia Priscoe <b>Audience:</b> ES, MS, HS <b>Location:</b> Naples Grande Beach Resort
10:00 AM – 12:00 PM	<b>Mini Studio—\$ No. 309 Mindfulness Meditation with Expressive Mandala Creation</b>	<i>Mindfulness Meditation is a perfect way for teachers to de-stress and find peace of mind. Meditation and expressive arts make a very calming combination. Participants will learn and practice several styles of Mindfulness meditation, followed by a soothing mandala creation. Anyone can meditate. It's simply learning to pay attention to the breath or sensations, without judgment. Students can also benefit from meditation, which has been shown to improve both mental &amp; physical health.</i>	<b>Presenter:</b> Judy Lyon <b>Audience:</b> All <b>Location:</b> Naples Grande Beach Resort

SATURDAY

# Conference Preview

(Subject to change)



10:00 AM – 12:00 PM	<i>Mini Studio—\$ No. 310</i> <b>Fab Felts</b>	<i>Felting is one of the oldest methods of creating fabric and can be quite labor intensive. The world of felting has been revolutionized with current methods that allow the fiber artist to create extremely simple to incredibly complex pieces with minimal effort. Have fun experimenting and creating one of kind textures, using an explosion of color with wool roving and various techniques, while creating wearable art.</i>	<b>Presenter:</b> Robin West <b>Audience:</b> All <b>Location:</b> Naples Grande Beach Resort
10:00 AM – 12:00 PM	<i>Mini Studio—\$ No. 311</i> <b>Getting It All In: From Hypothesis Making to Creating Art</b>	<i>Trying to make the most of every minute of class time? Frustrated trying to get everything in for that annual evaluation? Come make some art while engaging in strategies that may impact the current evaluation systems. Strategies that work, are quick and painless. We'll use a self-portrait lesson as an example for integrating these strategies.</i>	<b>Presenter:</b> Marcia Meale <b>Audience:</b> ES <b>Location:</b> Naples Grande Beach Resort
10:00 AM – 12:00 PM	<i>Mini Studio—\$ No. 312</i> <b>Give Us a Hand: Casting with Flex Wax</b>	<i>Participants will learn how to cast hands using flex wax and plaster in this 2-hr workshop. You will make a super-detailed cast of your hand using flex wax as the mold and plaster as the medium. Once cured, hands can be spray painted, decorated, or used for other artistic applications. We will cover how to implement this with students and staff at your school, and directions and supplier information will be provided.</i>	<b>Presenter:</b> Courtney Pla <b>Audience:</b> All <b>Location:</b> Naples Grande Beach Resort
10:00 AM – 12:00 PM	<i>Mini Studio—\$ No. 314</i> <b>Digital Artist Statements</b>	<i>This session will present some different ways for students to critique and evaluate their artwork and learning. Using iPads and artists statements, teachers will learn how students can use technology to communicate with others about their artwork.</i>	<b>Presenter:</b> Jamie Wardley <b>Audience:</b> ES <b>Location:</b> Toni Stabile Classrooms @ The Baker Museum 🚗
10:00 AM – 1:00 PM	<i>Half-Day Studio—\$ No. 334</i> <b>Crayons to Computers: An Introduction the the Artweaver Software Program as a Medium in the Art Room</b>	<i>In this three-hour hands on presentation participants will create an introductory project via Artweaver, a free for educational use Windows software program that will work best in schools where budget is always a concern and has been successfully used in the Art Technology Program throughout Miami-Dade County Public Schools.</i>	<b>Presenter:</b> Joanne Baquedano-Diaz <b>Audience:</b> ES <b>Location:</b> Barron G. Collier High School 🚗
11:00 AM – 12:00 PM	<i>Artist Forum</i> <b>Artsonia: More Than Just an Online Art Museum</b>	<i>Artsonia is a comprehensive tool and resource for art teachers! The website is a place to feature student work and share the artwork with friends and relatives far away.</i>	<b>Presenter:</b> Britt Feingold <b>Audience:</b> ES, MS, HS <b>Location:</b> Naples Grande Beach Resort
11:00 AM – 12:00 PM	<i>Artist Forum</i> <b>Evaluating the School Community through Photovoice: Reflections and Applications to Project-Based Initiatives</b>	<i>Explore the use of photovoice with high school students and the application of participatory approaches in the development of project-based activities. Reflections about the step by step implementation of this approach and findings about the students' experiences will be shared. Potential applications to daytime curricula and afterschool programs will be discussed.</i>	<b>Presenter:</b> Marisa Agama <b>Audience:</b> HS <b>Location:</b> Naples Grande Beach Resort
11:00 AM – 12:00 PM	<i>Artist Forum</i> <b>Graduate Art Education Programs in Florida: Options for Professional and Educational Growth</b>	<i>This presentation provides information about graduate art education programs in Florida. Attendees will meet faculty from universities across the state and hear options for obtaining graduate degrees that provide opportunities for increases in salary, an expansion of professional knowledge, or additional career options. Masters degrees with online or evening coursework will be discussed, along with doctoral degrees, and options in museum education, arts administration, and art therapy.</i>	<b>Presenter:</b> Michelle Tillander <b>Audience:</b> All <b>Location:</b> Naples Grande Beach Resort
11:00 AM – 12:00 PM	<i>Product Showcase Artist Forum</i> <b>Photography – Through the Lens – A View to the World</b>	<i>Young artists today, assume themselves to be photographers, by nature of their digital tools at hand. We, as art educators have a responsibility to “teach photography”. This workshop concentrates on the skills and tools a photographer must develop. Workshop attendees will view “Focus on Photography”, by Davis Publications, and will receive examples of lessons, artist profiles, studio support and assessment masters.</i>	<b>Presenter:</b> Cindy Walker <b>Audience:</b> HS, Adm <b>Location:</b> Naples Grande Beach Resort

SATURDAY

# Conference Preview

(Subject to change)

12:30 PM – 2:30 PM	<i>Mini Studio—\$ No. 319</i> <b>ReBound: Junk Journals</b>	<i>Re-Bound: Junk Journals is a workshop for designing, creating, and innovating crazy books from found and recycled materials. In this hands-on workshop, participants will learn how to creatively repurpose everything from gameboards to piano keys, how to execute multiple bookbinding techniques, and how to fuse plastic bags into awesome book covers.</i>	<b>Presenter:</b> Margaret Kempson <b>Audience:</b> MS, HS, C/U, Mu, Adm <b>Location:</b> Naples Grande Beach Resort
12:15 PM – 1:15 PM	<i>Artist Forum</i> <b>Gateways in Clay</b>	<i>Engage students with a memorable thematic assignment that is inspired by monumental artworks from around the world and across time. Inspire students to narrate and symbolize meaningful experiences from their lives while combining a variety of clay hand-building techniques including modeling, slab-construction, incising, and relief. The assignment is open-ended and adaptations for varied classroom settings will be provided. Modifications for students with exceptional needs will be presented.</i>	<b>Presenter:</b> Shannon Furst <b>Audience:</b> MS, HS <b>Location:</b> Naples Grande Beach Resort
12:15 PM – 1:15 PM	<i>Artist Forum</i> <b>Get Fired Up! Use your Kiln!</b>	<i>Get Fired Up! Use your kiln workshop will encourage participants to gain confidence in using their electric kilns at their school sites. This forum will give an overview of the parts of a kiln, the basic firing schedules for both bisque and glaze, loading and unloading procedures, along with general maintenance and safety.</i>	<b>Presenter:</b> Melissa Maxfield-Miranda <b>Audience:</b> ES, MS, HS, All <b>Location:</b> Naples Grande Beach Resort
12:15 PM – 1:15 PM	<i>Artist Forum</i> <b>Teacher-Made Art Exams and the End of Course Exam in Art for 5th Grade</b>	<i>End of Course Exams have been sweeping the state of Florida. During the 2014-2015 school year, all of my 5th grade students were required to take an EOC in art. My research investigates whether or not quality, teacher-made art exams would better prepare students for the EOC in art, thus resulting in higher scores. I compare and contrast data from my students' scores to the students' scores in the district and reveal personal meaning and the implications my findings have for art education.</i>	<b>Presenter:</b> Thomas Brewer <b>Audience:</b> <b>Location:</b> Naples Grande Beach Resort
12:15 PM – 1:15 PM	<i>Artist Forum</i> <b>The Art of Photography and the Science of How We See!</b>	<i>This workshop, based on the Aesthetic Realism Teaching Method, shows how beauty is in the art of photography and the optics of the human eye—and how the purpose of both is to see the world and people fairly. Through this principle by Eli Siegel, educator and founder of Aesthetic Realism, “The world, art, and self explain each other: each is the aesthetic oneness of opposites,” students see how art and science are related to themselves. They learn successfully and become deeper, kinder persons.</i>	<b>Presenter:</b> Len Bernstein <b>Audience:</b> HS <b>Location:</b> Naples Grande Beach Resort
12:30 PM – 2:30 PM	<i>Product Showcase</i> <i>Mini Studio—\$ No. 317</i> <b>Glass Fusing Beyond Basic Layering of Glass Pieces</b>	<i>This is a hands-on workshop introducing a wide variety of kiln forming techniques such as on edge design, easy holes without a drill, and intricate shapes without a saw. The hands-on projects will be prepared for easy transportation to your own kiln; firing schedules will be provided. The presentation part of the workshop is about a wide variety of kiln forming techniques with some low cost but beautiful glass art results. DVD with presentations and videos will be given to each participant.</i>	<b>Presenter:</b> Steve Shupper <b>Audience:</b> MS, HS <b>Location:</b> Naples Grande Beach Resort
12:30 PM – 2:30 PM	<i>Mini Studio—\$ No. 318</i> <b>Masking Tape Sculpture</b>	<i>Participants will create sculptures using a bottle or book as a base after being introduced to the use of masking tape as a sculpture medium. This technique can be used over a variety of discarded items (shoes, dolls, chipped statues, shells, walking sticks, rainsticks, CDs, toys, keychains, lidded jars- the possibilities are endless.) Several techniques are demonstrated and directions for finishing work will be provided. Participants can bring a small armature or choose from those provided.</i>	<b>Presenter:</b> Anna Marie Sealey <b>Audience:</b> ES, MS, HS <b>Location:</b> Naples Grande Beach Resort
12:30 PM – 2:30 PM	<i>Mini Studio—\$ No. 320</i> <b>Tar Paper AKA Roofing Felt</b>	<i>Have you ever started a painting or drawing in fear because you knew your canvas or paper was so very expensive? Tar paper is the answer. We love roofing felt for its texture, dramatic black color, versatility, endurance and cost! Learn a little history, view artists' works, &amp; test drive a couple of different concepts.</i>	<b>Presenter:</b> Marilyn Traeger <b>Audience:</b> All <b>Location:</b> Naples Grande Beach Resort

SATURDAY



# Conference Preview

(Subject to change)



12:30 PM – 2:30 PM	<b>Mini Studio—\$ No. 321</b> <b>FAN-Tastic Mini Folding Fans with Chinese Brush Watercolor Makers</b>	<i>In this lesson attendees will create functional mini fans made from a variety of different materials. Participants will also be shown how to use brush markers and blending tools to create artistic designs on their customized fans. Everyone will get to take their finished fans with them to use throughout the conference. Lesson plans will be provided for this hands-on activity.</i>	<b>Presenter:</b> Debra Cline <b>Audience:</b> ES, MS, HS <b>Location:</b> Naples Grande Beach Resort
12:30 PM – 2:30 PM	<b>Mini Studio—\$ No. 322</b> <b>Hands-On Presentation by Matthew Reinhart</b>	<i>Cut, fold &amp; repeat! Learn how to make three-dimensional, moving paper pop-ups with NYTimes best-selling author, illustrator and paper engineer Matthew Reinhart in this special one-hour hands-on workshop for FAEA Members. Transform paper into dazzling pop-up wonders!</i>	<b>Presenter:</b> Matthew Reinhart <b>Audience:</b> All <b>Location:</b> Toni Stabile Classrooms @ The Baker Museum 🚗
12:30 PM – 2:30 PM	<b>Mini Studio—\$ No. 323</b> <b>Video Documentation Process</b>	<i>Participants will be introduced to video documentation of the AP Studio Art portfolios. Learn simple techniques for recording video and editing for submission to YouTube directly from a smart phone.</i>	<b>Presenter:</b> Celestin Joseph <b>Audience:</b> HS, Adm <b>Location:</b> Toni Stabile Classrooms @ The Baker Museum 🚗
12:30 PM – 2:30 PM	<b>Mini Studio—\$ No. 324</b> <b>Partners in Art – Museums and Art Educators</b>	<i>This workshop is designed to inspire K-12 educators and museum educators to think creatively about partnership opportunities. The presentation and related hands-on workshop features ArtSmart – The Baker Museum’s collaborative outreach program. Also included is a visit to The Baker Museum galleries for an interactive discussion on incorporating artwork into classroom experiences and lessons.</i>	<b>Presenter:</b> Jessica Wozniak <b>Audience:</b> ES, MS, HS, Mu <b>Location:</b> Toni Stabile Classrooms @ The Baker Museum 🚗
1:30 PM – 2:30 PM	<b>Artist Forum</b> <b>Paintings as a Narrative</b>	<i>Instructors will gain skills and practice in guiding students in the activity of reading a painting. This visual literacy exercise has multiple cross over vocabulary and processes that will help improve students skills in reading comprehension and world history. With this activity a student’s will gain a greater understanding of how artists use the elements and principles of design, thus teaching explicitly how viewing and creating art is a thinking process.</i>	<b>Presenter:</b> Terry Thompson <b>Audience:</b> MS, HS <b>Location:</b> Naples Grande Beach Resort
1:30 PM – 2:30 PM	<b>Artist Forum</b> <b>3-D Art: Okay, Now How Do I Teach This?!</b>	<i>3D Art is one of the most rewarding classes I have ever taught, but it took me a while to get my bearings. Many of the lessons were geared towards Elementary students, which made it hard to find ideas. In this workshop I will show you projects I have done with my classes, where I get my materials from, and share lesson plans with you. There will be a Q+A at the end.</i>	<b>Presenter:</b> Courtney Pla <b>Audience:</b> MS, HS <b>Location:</b> Naples Grande Beach Resort
1:30 PM – 2:30 PM	<b>Artist Forum</b> <b>Lesson and Sketchbook Connections</b>	<i>We will be diving into lesson structure and how to incorporate common core. She will have overall ideas/tips for weekly, monthly, and yearly overview of all lessons. We will also include sketchbook uses/planning strategies. This can be used for Elementary and Middle School Areas.</i>	<b>Presenter:</b> Tiffany Weaver and Brannan Lawson <b>Audience:</b> ES, MS <b>Location:</b> Naples Grande Beach Resort
1:30 PM – 2:30 PM	<b>Big Giveaway for New Art Teachers</b>	<i>This event is for new teachers who have been teaching 3 years or less. Invitation is required to attend and can be requested at registration.</i>	<b>Location:</b> Naples Grande Beach Resort
2:00 PM – 5:00 PM	<b>Half-Day Studio—\$ No. 303</b> <b>Do You Want to Be Plein Air Painting and Residency Ready?</b>	<i>Patricia Cummins will describe her fifteen year creative journey from plein air painter to National Park Resident Artist. This workshop begins with a slide lecture outlining Pat’s successful steps taken and resulting in her selection to fifteen invitational residencies. Pat will also demonstrate her plein air techniques with pastel and oil, and participants paint plein air on the sandy beach of the Gulf of Mexico.</i>	<b>Presenter:</b> Patricia Cummins <b>Audience:</b> All <b>Location:</b> Naples Grande Beach Resort
2:00 PM – 5:00 PM	<b>Half-Day Studio—\$ No. 304</b> <b>Keeping it FRESH: Watercolor Techniques for the Classroom and Beyond</b>	<i>Explore the unique properties of this magical medium. First practice the use of transparent, flat, and graduated washes; layering and glazing. Then transform the ordinary into extraordinary by using everyday objects and sound design.</i>	<b>Presenter:</b> Jerilyn Brown <b>Audience:</b> All <b>Location:</b> Naples Grande Beach Resort

SATURDAY

# Conference Preview

(Subject to change)

2:00 PM – 5:00 PM	<i>Half-Day Studio— \$ No. 305</i> <b>Drawing in Silver Point</b>	<i>Discover the classical drawing concepts and techniques in silver point. Participants will learn innovative teaching methods for various age levels and create a drawing in silver point employing methods experienced in this session.</i>	<b>Presenter:</b> David Chang <b>Audience:</b> All <b>Location:</b> Barron G. Collier High School 🚗
2:00 PM – 5:00 PM	<i>Half-Day Studio— \$ No. 306</i> <b>Bulk-mail Bouquets</b>	<i>Participants will make flowers from gardening catalogs, seed packets, and other gardening cast-offs. Lesson plans will include step-by-step instructions on how to make several projects based on teaching the parts of a flower and flower uses (apart from decoration).</i>	<b>Presenter:</b> Gwenn Seuling <b>Audience:</b> All <b>Location:</b> Barron G. Collier High School 🚗
2:45 PM – 3:45 PM	<b>Artist Forum Assessment Adjustments for K-12 Visual Arts</b>	<i>Assessment for K-12 Visual Arts has gone through a spin in the state of Florida. Participants will learn how assessment is being implemented and adjusted based on the changes to educational laws.</i>	<b>Presenter:</b> Mabel Morales <b>Audience:</b> ES, MS, HS <b>Location:</b> Naples Grande Beach Resort
2:45 PM – 3:45 PM	<b>Artist Forum Get Involved: Emerging Art Leaders</b>	<i>Do you want to be more involved, but don't know how to get started? FAEA's President-Elect will guide you through the various areas of involvement on a state level from presenting at conference to becoming a board member. Find your visual voice and become an emerging art leader for your profession today.</i>	<b>Presenter:</b> Nicole Crane <b>Audience:</b> All <b>Location:</b> Naples Grande Beach Resort
2:45 PM – 3:45 PM	<b>Artist Forum Picasso/Dali, Dali/Picasso</b>	<i>The story of Pablo Picasso and Salvador Dali is one of influence, rivalry and artistic greatness. Both men were born in Spain, Picasso in 1881 and Dali 23 years later in 1904. Each artist, drawing his art from an interior and personal vision, tried to rescue the power of art from meaningless invention. In doing so they changed the ways that art was understood.</i>	<b>Presenter:</b> Craig Petersburg <b>Audience:</b> All <b>Location:</b> Naples Grande Beach Resort
2:45 PM – 3:45 PM	<b>Artist Forum Using Hip-Hop Music to Enhance Discussions on Postmodern Art</b>	<i>This presentation details instructional experiences using hip-hop music as a tool for introducing and clarifying aspects of postmodern art. The presenter will introduce characteristics of postmodern art, and his personal account in using hip-hop as a teaching tool in this context. He will discuss the importance of making connections to students' interests when presenting conceptually complex topics. Concluding discussions will address the applicability of such methods to secondary schooling.</i>	<b>Presenter:</b> Jeffrey Broome <b>Audience:</b> All <b>Location:</b> Naples Grande Beach Resort
3:00 PM – 5:00 PM	<b>Product Showcase Mini Studio—\$ No. 325</b> <b>Spirit Trees</b>	<i>Stories, legends and allegories are plentiful regarding the connections between humans and trees. In this Blick Art Materials workshop, participants will create a sculptural "Tree of Life" that can be painted and personalized with objects and images suspended from the branches or gathered around the roots.</i>	<b>Presenter:</b> Linda Carter <b>Audience:</b> ES, MS, HS, Mu <b>Location:</b> Naples Grande Beach Resort
3:00 PM – 5:00 PM	<b>Mini Studio—\$ No. 326</b> <b>Inexpensive Printmaking: All You Need is a Knife and Some Cardboard</b>	<i>Anyone can teach printmaking using simple inexpensive tools. In this workshop you will learn how to create a printing surface with cardboard and an exacto knife, pull a print without a printing press, and inspire creativity using color and design. This is a quick easy lesson that can satisfy all your printmaking needs or lead to more advanced techniques.</i>	<b>Presenter:</b> Catherine Rivera <b>Audience:</b> MS, HS <b>Location:</b> Naples Grande Beach Resort
3:00 PM – 5:00 PM	<b>Mini Studio—\$ No. 327</b> <b>Dynamic Figures in Wire</b>	<i>Students can create successful and dynamic wire figures. Come and learn a step-by-step process to make 3-dimensional wire sculptures (12" x 6"). Participants will make a wire sculpture with a stand, posed in an action pose of their choosing and add accessories if desired.</i>	<b>Presenter:</b> Emily Lees <b>Audience:</b> ES, MS, HS <b>Location:</b> Naples Grande Beach Resort
3:00 PM – 5:00 PM	<b>Mini Studio—\$ No. 328</b> <b>Be a QR Star! Story Quilts Go High Tech</b>	<i>Learn how to bring your students' voices to life in this hands-on workshop that incorporates the art of quilting and the technology of QR codes. Participants will create their own paper quilt square, write and record a short story about it, and then upload the story to a QR creator. When the artwork is displayed, smart phone code readers will play back the stories. Lesson plans and materials provided.</i>	<b>Presenter:</b> Leslie Loughran <b>Audience:</b> ES, MS <b>Location:</b> Naples Grande Beach Resort

SATURDAY

# Conference Preview

(Subject to change)



3:00 PM – 5:00 PM	<i>Mini Studio—\$ No. 329</i> <b>The Poetic Classroom: Using Poetry to Engage Student’s in Artmaking</b>	<i>This workshop is designed to inspire K-12 educators to use poetry in the art room. The brief presentation and accompanying hands-on workshop is focused on introducing participants to a variety of ways to merge poetry and art making. Participants will create several works of art inspired by the collision of image and text and leave with resources and examples of the many ways poetry and art can work together in K-12 environments.</i>	<b>Presenter:</b> Sara Shields <b>Audience:</b> ES, MS, HS, C/U, Mu <b>Location:</b> Naples Grande Beach Resort
3:00 PM – 5:00 PM	<i>Mini Studio—\$ No. 330</i> <b>Fashion Design and Photography</b>	<i>Design with flair using recycled materials and reclaimed fabric. Learn how to photograph your fashion creations with drama and artistic creativity. Fashion design lessons emphasizing photography are shared during this workshop.</i>	<b>Presenter:</b> Susannah Brown <b>Audience:</b> ES, MS, HS, C/U <b>Location:</b> Naples Grande Beach Resort
3:00 PM – 5:00 PM	<i>Mini Studio—\$ No. 331</i> <b>Hands-On Presentation by Matthew Reinhart</b>	<i>Cut, fold &amp; repeat! Learn how to make three-dimensional, moving paper pop-ups with NYTimes best-selling author, illustrator and paper engineer Matthew Reinhart in this special one-hour hands-on workshop for FAEA Members. Transform paper into dazzling pop-up wonders!</i>	<b>Presenter:</b> Matthew Reinhart <b>Audience:</b> All <b>Location:</b> Toni Stabile Classrooms @ The Baker Museum 🚗
3:00 PM – 5:00 PM	<i>Artist Forum—\$ No. 332</i> <b>Experimental Typography</b>	<i>Experimental typography is a design trend for today. It is unconventional and artistic approach rather than the emphasis on legibility. This session will introduce how to create an easy typographic portrait in Photoshop using tools like Color Range and creating type brushes.</i>	<b>Presenter:</b> Joo Kim <b>Audience:</b> MS, HS, C/U <b>Location:</b> Toni Stabile Classrooms @ The Baker Museum 🚗
3:00 PM – 5:00 PM	<i>Mini Studio—\$ No. 333</i> <b>It’s a Piece of Cake! Art of Wayne Thiebaud</b>	<i>We will present the Art of Wayne Thiebaud through 2D and 3D adaptations. Lesson plans include perspective drawings yummy desserts, as well as making a clay slab box that looks like a piece of cake. We will once again share our clay cupcakes, too, if time permits.</i>	<b>Presenter:</b> Delta Jones <b>Audience:</b> ES, MS, HS <b>Location:</b> Toni Stabile Classrooms @ The Baker Museum 🚗
4:00 PM – 5:00 PM	<i>Artist Forum</i> <b>Art Fairs! Art Fairs!</b>	<i>Miami has become one of the art world powers in the U.S. and Internationally. The ever-expanding roster of Art Fairs and pop-up exhibitions, and the schedule of events is never ending. Join us as we walk you through the most amazing Art Fairs and events.</i>	<b>Presenter:</b> Mabel Morales <b>Audience:</b> All <b>Location:</b> Naples Grande Beach Resort
4:00 PM – 5:00 PM	<i>Artist Forum</i> <b>Something Different</b>	<i>Cassandra will share insightful and encouraging experiences from her years in the classroom and Professional life that will stir the imagination and motivate art teachers who are searching for something different.</i>	<b>Presenter:</b> Cassandra Newman <b>Audience:</b> ES, MS, HS <b>Location:</b> Naples Grande Beach Resort
4:00 PM – 5:00 PM	<i>Artist Forum</i> <b>The Socially Conscious Selfie Project</b>	<i>The selfie is a contemporary artifact. The selfie is used to convey many messages, whether in social media or for making memories, and contributes to local and/or cultural movements. The Socially Conscious Selfie Project explores selfies as a reflection of sense of self, place and community. Hear about the goals, intent, plans, and the process so far, including successes and snafus of a collaborative virtual art project. An adaptable lesson will be shared and discussed.</i>	<b>Presenter:</b> Jennifer Hamrock <b>Audience:</b> MS, HS, C/U, Mu <b>Location:</b> Naples Grande Beach Resort
7:00 PM – 11:00 PM	<b>Black and White Gala</b>	<i>Celebrate the end of another successful conference. Limited number of tickets available for purchase.</i>	<b>Location:</b> Naples Grande Beach Resort

SATURDAY



# Conference Preview

(Subject to change)

## SUNDAY

8:00 AM – 9:15 AM	<b>Registration Open</b>		
8:45 AM – 10:45 AM	<b>Mini Studio—\$ No. 401 Street Painting</b>	<i>In this hands on workshop, teachers will learn about the history of street painting that dates back to renaissance times, when artists would be commissioned to create artworks on the sidewalk using chalk pastels.</i>	<b>Presenter:</b> Jamie Wardley <b>Audience:</b> ES, MS, HS <b>Location:</b> Naples Grande Beach Resort
8:45 AM – 10:45 AM	<b>Mini Studio—\$ No. 402 Art on a Cart: Make it Easy by Flipping the Classroom</b>	<i>This workshop will take participants through the process of inspiring artist or artistic problem showcase as well as photographing and video taping creation of an example artwork. Come with a smartphone or tablet and ideas. Let's make and share!</i>	<b>Presenter:</b> Tamala Cusumano <b>Audience:</b> ES, MS <b>Location:</b> Naples Grande Beach Resort
8:45 AM – 10:45 AM	<b>Mini Studio—\$ No. 403 Leonardo's Horse</b>	<i>Learn about the crazy yet, epic adventure of Leonardo DaVinci's Statue of The Horse finally getting made in the 20th century by an American. We will make clay horses with an easy and successful technique for students of all ages.</i>	<b>Presenter:</b> Delta Jones <b>Audience:</b> ES, MS, HS <b>Location:</b> Naples Grande Beach Resort
8:45 AM – 10:45 AM	<b>Mini Studio—\$ No. 404 Creative Expression Photo Essay with Mixed Media Designs</b>	<i>This studio workshop will explore the process of photographing unique media in non-traditional ways. Participants will experiment with different effects using food coloring, water, and oil. Attendees will then utilize mixed media designs to create expressive photo essays. The padlet webpage will be emphasized to demonstrate the application of organizing and sharing photo essay projects in your own classroom or workplace.  ** Please bring a camera or smart device to the workshop.</i>	<b>Presenter:</b> Ashley Hartman <b>Audience:</b> All <b>Location:</b> Naples Grande Beach Resort
8:45 AM – 10:45 AM	<b>Mini Studio—\$ No. 405 The Truth about Color</b>	<i>The student will be able to plan and carry out scientific investigations to compare "truths" in art versus "truths" in science, and use the elements of art to express their findings in a work of art. That's what I asked my 5th graders to do this year. The "Truth about Color" amazes people of all ages and is a complex concept to grasp. Learn how to create a student centered complex task with your students, and how easy it is to scaffold this lesson for a variety of grade levels.</i>	<b>Presenter:</b> Beth Elliston <b>Audience:</b> ES, MS <b>Location:</b> Naples Grande Beach Resort
8:45 AM – 10:45 AM	<b>Mini Studio—\$ No. 406 Fan-Tastic Mini Fans with Brush Marker Painting</b>	<i>Teachers will be shown two art forms in this hands-on presentation, the art of Chinese brush painting and the creation of a mini folding hand fan. Teachers will have the opportunity to practice brush painting with the modern twist of the use of watercolor markers. Their designs will be incorporated into a working fan that they can then take home at the end of the workshop.</i>	<b>Presenter:</b> Debra Cline <b>Audience:</b> ES, MS, HS <b>Location:</b> Naples Grande Beach Resort
8:45 AM – 10:45 AM	<b>Mini Studio—\$ No. 407 Mandalas and Beyond</b>	<i>Participants will be given a little background about the mandala across cultures. Then the presenter will demonstrate how to make various types of mandalas using simple tools and recycled materials. Students will be given the opportunity to create their own mandalas.</i>	<b>Presenter:</b> Catherine Martinez <b>Audience:</b> ES, MS, HS <b>Location:</b> Naples Grande Beach Resort

SUNDAY



## FAEA Conference Guest

FAEA is excited to announce that *New York Times* best-selling author and artist, Matthew Reinhart, will be returning to FAEA's annual fall conference this year. Reinhart studied industrial design (concentrating in toy design) at the Pratt Institute in Brooklyn before finding his calling as a pop-up book maker. His award winning pop-up titles include the best-selling *Encyclopedia Prehistorica* series, his *Encyclopedia Mythologica* series, *Star Wars: Pop-Up Guide to the Galaxy*, *Cinderella: A Pop-Up Fairy Tale*, *The Jungle Book*, among many others. He works and lives in New York City, but calls Miami his second home. 🌴



## CALL FOR ENTRIES

### 2015 Member Virtual Exhibition

Submit your artwork for the 2015 FAEA Member Virtual Exhibition. Don't Delay! Artwork will be shown at the 2015 FAEA Conference in Naples, Florida and on [faea.org](http://faea.org).

Submissions are due by Aug 17, 2015.

Each member may submit 5 entries at \$5 per entry. Visit [faea.org](http://faea.org) to enter.

*Vizcaya Hideaway*  
by David Chang



## 63rd Annual FAEA Conference Keynote Speakers

*Life is like a camera,  
just focus on what's important  
and capture the good times,  
develop from the negatives  
and if things don't work out,  
just take another shot.*



### Clyde Butcher

Born in Kansas City, Missouri, Butcher did not always have his eyes set on photography. A childhood hobby of drawing boat designs became a career after he graduated with an architecture degree from California Polytechnic State University.

Butcher began photographing landscapes in black and white and eventually left the architecture field in 1970 to exhibit his photographs at art festivals. Butcher moved to Ft. Meyers, Florida and would later connect on a spiritual level to the Big Cypress National Preserves where he often photographed, finding that it was a place of healing after the death of his son. Butcher destroyed his color photographs and vowed to use only black and white film.

Butcher has received several awards, such as the Artist Hall of Fame Award, the Lifetime Achievement Award from the North American Nature Photography Association, the 2011 Distinguished Artist Award from the Florida House in Washington, D.C. and Humanitarian of the Year for 2005 from the International University.

Butcher has completed several Public Broadcasting programs on the environment of Florida, three of which are award-winning documentaries.

For more information on the life and work of Clyde Butcher, visit his website, [www.clydebutcher.com](http://www.clydebutcher.com).



*Clyde Butcher: The Big Cypress National Preserve 1 — South FL*



## Xavier Cortada

Xavier Cortada, a painter known for his environmentally-oriented artwork. Cortada was born in Albany, New York, but currently resides in Miami where he attended school at the University of Miami, receiving a Bachelor's in Psychology, a Master's in Public Administration, and a Juris Doctor from University of Miami's College of Law.

Cortada is an Artist-In-Residence collaborating with scientists to raise awareness and depict important scientific discoveries. "I'm an artist and science is my muse," Cortada stated at a Tedx Talk given at Florida International University in 2013. Cortada's art pieces are dynamic; as a fellow for the Antarctic Artist and Writer's Program, he used the moving ice sheet beneath the South Pole as an instrument to mark time. The art piece will be completed in 150,000 years.

His art is highly sought after, as he has been commissioned to create art for the White house, the World Bank, the Florida Supreme Court, the Florida Governor's Mansion, and many more. Famous brand names, such as Nike, Heineken, Hershey's, and General Mills have commissioned his art. His works has been seen on National Geographic TV and the Discovery Channel.

To see samples of Xavier Cortada's work, visit his website, [www.cortada.com](http://www.cortada.com). 



Xavier Cortada: "Plaza Azul," hand-painted ceramic tile, 96" x 192" x 18"





# Make Plans Now!

*in*  **FOCUS**  
**EDUCATION** THROUGH THE  
**ARTIST'S LENS**

**63rd Annual FAEA Conference**  
**October 8-11, 2015**  
**Naples, FL**

LEARN MORE AT  
[www.faea.org](http://www.faea.org)