

spring/summer 2014

fresh paint

Helping
Struggling Students
Through the Arts

K-12 Student Art
Assessment and
Virtual Exhibition





contents

SPRING/SUMMER

Volume 37 • Issue 3

14 10 things to stop doing now as an art teacher

helping struggling learners with the arts **16**

18 K-12 student art assessment and virtual exhibition

inside faea

ADVOCACY 4
 DIVISION UPDATES... 5-8
 RETIREES GROUP 8

departments

PRESIDENT 3
 INSIDE FAEA 4
 FLA NEWS & NOTES.... 10

ABOUT THE COVERS

FRONT COVER "DIGITAL PHOTOGRAPHY", BY STUDENT KATIE MILLER

INSIDE BACK COVER "OIL PASTEL", BY STUDENT JORDAN BRADFORD

Debbie Dewell, Creative Director
 debbie@greatmindsinc.com

David Dewell,
 Production Assistant
 david@greatmindsinc.com

A Quarterly Publication of the
 FLORIDA ART EDUCATION
 ASSOCIATION

Fresh Paint is a quarterly publication of the Florida Art Education Association, Inc. The purpose of this publication is to provide information to members. It is published in the fall (August) printed and distributed, winter (December) digitally, printed and distributed at the annual conference (October), and digitally in the spring/summer (May), by the Florida Art Education Association, 402 Office Plaza Drive, Tallahassee, Florida 32301-2757. Periodical postage paid, Tallahassee, Florida (USPS 023179). POSTMASTER: Send address changes to FRESH PAINT, 402 Office Plaza Drive, Tallahassee, Florida 32301-2757.

ADVERTISERS ACKNOWLEDGMENT

Fresh Paint is made possible, in part, by the participation of the following businesses whose advertisements appear in this issue. They make it possible to provide membership with a high quality publication and we gratefully acknowledge their support of FAEA's mission. We hope that you will take special notice of these advertisements and consider the products and services that are offered. It is another important way you can support your professional association and the enhancement of

Florida art education. The publisher does not endorse any particular company, product or service. The Florida Art Education Association (FAEA) is not responsible for the content of any advertisement and reserves the right to accept or refuse any advertisement submitted for publication.

Advertisers in this issue:

Blick Art Materials 4
 Armstrong Tool & Supply 15
 The Art Institute 17



FAEA
BOARD OF DIRECTORS
2014-2015

EXECUTIVE COMMITTEE

Karen Nobel, President
Karen.faea@gmail.com

Nicole Crane, PhD, President-elect
nicole.faea@gmail.com

Mabel Morales, Past President
Past.president.faea@gmail.com

Chan Bliss, Secretary
chanbliss@gmail.com

DIVISION DIRECTORS

Joanna Davis-Lanum, Elementary
Joanna.Davis-Lanum@sarasotacountychools.net

Anni Christie, Middle School
Alyzen48@gmail.com

Marty Loftus, High School
Loftusm@pcsb.org

Susannah Brown, Ph.D., Higher Education
Sbrow118@fau.edu

Elizabeth Miron, Museum
EMiron@mocajacksonville.org

Ashley Spero, Supervisor/Administration
Ashley.spero@ocps.net

APPOINTED POSITIONS

Elizabeth "Bizzy" Jenkins, Districts Assembly
Elizabeth.jenkins@browardschools.com

Pat Miles, Retirees Representative
artmakerpat@yahoo.com

Jackie Henson-Dacey, Ph.D.
jhensondacey@yahoo.com

Britt Feingold
Britt.feingold@palmbeachschools.org

Pam Brown
Brown12201@yahoo.com

Roxana Cocina
rcocina@dadeschools.net

MANAGEMENT: CFAE

Kathleen D. Sanz, PhD, Board Consultant
kdsanz@faea.org

Karen Nobel
President, FAEA



May is upon us and nearly past, which means the end of the school year is rapidly approaching. While we all love what we do, there is a pace and rhythm in teaching art that demands a constant flow of passion and inspiration, and this demand no doubt drains our batteries and leaves us longing for the summer break. A former teacher and friend of mine, when asked what his plans were for the summer, responded simply that it would be a summer of "me," meaning he would do things that would delight his soul, nourish his creativity, and build up a reserve of inspiration that would carry through the next school year. In other words, he was out to be a better person, to learn and grow, so that he could be a more complete teacher. It was a powerful goal that was both selfish and selfless all at once. In the end, based on what I know of my friend and teacher, the pay-off of the "summer of me" rippled through his teaching for many years to come.

The saying goes, "There is no I in team." It's a sentiment that reminds us to be selfless and rely on those around us to reach common goals. Yet, at the same time, it is the unique skillset of each member that helps move the team forward. In our community of Visual Arts education, each supporting organization at each level works to drive the overall goal of growing the reach of Visual Arts education. Nowhere was this more apparent than during the recent NAEA Annual Conference held in San Diego, where members of the Visual Arts community came together to recharge their educational batteries. Between each and every attendee was weaved a common language developed by aligning the goals of feeder organizations with those of NAEA. The core tenets of NAEA provide the framework for our own strategic plan, while local organizations at the county level provide the foundation for art educators to get involved in their own communities. Attending meetings, participating in conferences and workshops, and submitting presentation proposals are all ways to get more involved at each level, as well as to continue to grow as an art educator and member of the Visual Arts community.

As we face the daunting task of closing down our classrooms for the year, pausing the constant hum of creativity for a brief few months, I challenge you to not only reflect on the year that has passed, but to look ahead to the opportunity that the coming summer will bring to grow as an art educator. Are there skills you have been wanting to hone but just haven't had the time? Is there a concept you would like to understand better so that you can employ it in your teaching? How can you be more in touch with your colleagues and the happenings in art education in the coming year?

A reminder that proposals are being accepted until May 12th for our 62nd Annual FAEA Conference, to be held October 2-5 at the Daytona Beach Hilton and registration will begin soon. Stay tuned for information about our upcoming Summer Workshops. Get involved: www.faea.org!

The mission of the Florida Art Education Association is to promote art education in Florida through professional development, service, advancement of knowledge, and leadership.

The vision of the Florida Art Education Association, hereinafter designated as FAEA or as the Association, is to provide Florida visual art teachers with the knowledge, skills, and support that will ensure the highest quality instruction possible to all students in Florida.

Kathleen D. Sanz PhD
Center for Fine Arts Education



Advocacy Update

Arts education is a critical component for every child and adult for a full life. Your passion about visual arts and about teaching art to students in your school should be thought about on a daily basis.

Individual advocacy for arts education is critical for us to advocate and move arts education forward. While we are truly passionate about our art form we do not always share and advocate for the importance of art education for students in our schools. We need to share our passion with everyone we meet. Each of us needs to have the “elevator” speech ready. In one minute or less “why is art education important in our schools taught by certified and qualified art teachers?” Ways to advocate include: sharing a success story about one of your students to a decision maker, principal, school board member, and/or legislator; organize an art exhibition with a reception and invite parents and deci-

sion makers; participate in Youth Arts Month by inviting parents into your classroom so that they can participate in the making of art along with their child; distribute advocacy materials about the importance of art education in Florida schools.

This is an election year. Don’t let the deadlines and dates sneak up on you. It is critical that everyone register to vote and to VOTE for your legislators. These are the people who are making decisions about education for our students. Decisions on teacher evaluation, student assessment, Next Generation Sunshine State Standards, End of Course Exams, Virtual Education and numerous other educational topics are being decided by the legislature.

- Know who is running for election and find out their views on the importance of arts education in the schools.

- Know your state representative and state senator.
- Visit current legislators this summer and make a case for arts education in the schools. Share the cohort study about arts education that can be found on the cfaefl.org website.


The legislative session ended on May 2, 2014 for this year. Information about passed legislation and implications will be shared once the dust settles. Keep tabs on the Center for Fine Arts Website at cfaefl.org for updates. Also advocacy materials are regularly posted on the website. If you have questions about legislation and implications you can contact the CFAE office for more information.

**STAY INFORMED! BE VOCAL!
SUPPORT AND ADVOCATE FOR
ARTS EDUCATION FOR ALL FLORIDA
CHILDREN.**

Black Velvet Mystery Painting with new UVFX Poster Paint

In this project, an oil pastel “painting” is first created on black velvet, then black light poster paints are applied, creating an over-painting that at first disappears, then is revealed under black light!

BLICK®
800•447•8192 DickBlick.com



Elementary School Division

Joanna Davis-Lanum
NBCT- Early/Middle Childhood Art
Garden Elementary School

Happy Spring! I don't know about you, but I cannot believe I am already wrapping things up this school year. Where in the world did time go? I always start to panic around this time thinking *Did I hit all my standards? Were my projects meaningful and rigorous? Did I give it my all? What worked? (and what didn't?)*

With all the changes in education, I have found that my students LIKE coming to Art more. The problem-solving I require of them is so much different than what they do in their academic classrooms. Their journals are filled with sketches and doodles, and assessments are "only" objective. They do not feel threatened here- an environment it has taken me 14 years to perfect. I hope they leave this year with knowledge (of course), but also a meaningful experience that they appreciate and promote creativity in their lives outside the classroom. This year I worked with an aerial artist from across the country named Daniel Dancer to create an aerial photograph of our school's 650 students. We created an alligator using recycled and reclaimed goods...and my students were the "paint". It is probably the most memorable experience that my

students have ever had, and it had nothing to do with paint, crayons, or scissors. Their pride in the project and understanding that they're "an important piece in the puzzle" was a beautiful parallel between my classroom and the community. That is why Art is so awesome!

Do you have a classroom mission statement? I do. I write it down in my plan book at the beginning of the year and refer to it often. I have seen other teachers display it in their classrooms for kids to read. Even a little sticky-note on your computer will help you center your thoughts after a stressful day. Lesson fail? Re-read your mission statement. Lesson exceeds expectations? Re-read your mission statement. Sometimes after a long and busy day you need to re-center yourself and get back to basics. There are lots of ideas on Pinterest for classroom mission statements, so find one that speaks to you and use it next year!

You have likely spent the past 196 week days focusing on creating art with your students, so summer is a great time to renew your passion in making art for YOURSELF! FAEA has some wonderful workshops planned in Sarasota this summer where

you will renew that creative spark! Be sure to check those out. Choose a medium that scares or intimidates you this summer and perfect it. Take your camera off auto and perfect those manual settings. Play around with graphic software with your kids. Buy a triptych of canvases and do a family project. Being your best self makes you a better teacher!

So this summer, plan to relax and renew, but also start planning for our conference in Daytona Beach October 2-5. We have some very exciting workshops and presentations in the works for you and cannot wait to share! Additionally, the nomination packets for all FAEA Awards are due postmarked by June 16, 2014. If you know someone who is deserving of such an award, please plan to nominate them!

Oh, and my mission statement? "It's okay to not know, but it's not okay to not try". Try something new this summer...you never know what it's like until you try! Have a wonderful summer and do not hesitate to contact me if you need me! Joanna.davis-lanum@sarasotacountychools.net

Higher Education

Spring forward into action to build our community through FAEA connections. As we move through the semester and towards summer, remember to submit proposals for the 2014 FAEA Conference in Daytona Beach, October 2nd-5th. The theme: *A Blank Canvas: Make Your Mark*, leaves our imagination open for inspiration. Can we lead our university and college students and collaborate for a creative presentation or workshop? Consider how you can engage our pre-service art educators in the organization through conference and build our community. Invite our students (future and current art educators) to become members of FAEA (if they aren't already) and present at conference. There will always be one student who is interested but doesn't know where to start. This is where we step in to guide and mentor through the process. Take a few minutes today and submit your proposal at <https://www.faea.org>

Dr. Susannah Brown
FAEA Higher Education Division Director



Sharing our inspiration and ideas about visual art is a point of discussion for continually building our community. I recently spent some time at the National Art Education Association Conference in San Diego, CA, where Deborah Butterfield spoke as a keynote and later to a smaller audience. I attended both discussions and found her philosophy about art to ring true. She is the artwork that she creates. She is the horse she sculpts. It is fascinating how the artist bonds with the piece and thus breathes life into it. I invite further discussion within our division about art and education.

Do you have your blank canvas ready for the next masterpiece? If you wish to share news about your program or any professional announcement please send to Susannah.faea@gmail.com

I hope to include your news in the next *Fresh Paint*.



DIVISION UPDATES

Middle School Division

Another school year is coming to a close. Now is the time of year that I begin reflecting on successes, planning for next year, and considering how I'm going to spend my summer.

Since my teaching is often directly inspired by the art that I create in various professional development opportunities such as visiting museums, taking online art classes from various artists I admire, and talking with other art teachers, I always set aside time for these activities in the summer. Last year, I was able to attend the FAEA summer mini workshop (be on the lookout for more FAEA summer workshops this summer!) in Sarasota at the Ringling College of Art and Design and one of the things we created was a stop-motion animation.

This year, I wanted my middle school students to experience multiple art tech-

the majority of my students have iPads, iPhones, or other smart devices and they were able to find a lot of free apps to create their stop motion animations. Students were fully engaged in writing, illustrating, painting, paper engineering, sculpture, and animation for one project.

What inspires your curriculum? Have you set aside some time in the summer to take classes or create your own art? How are you actively participating in an art teacher or artist community?

Links to some of the students' stop-motion animations:

<https://www.youtube.com/watch?v=LgujvCoDLZ0>

<https://www.youtube.com/watch?v=FDRRyI5kpFo>

<https://www.youtube.com/watch?v=WlUF4SwDI34>

Email me at anni.faea@gmail.com with suggestions and ideas.



niques in one larger project and I definitely wanted to try out stop-motion animation. Hey, if it's one of the first things an animation student learns at Ringling, then I want my students trying it out too! I set aside a nine week quarter for my students to create an interactive accordion book as well as a stop-motion animation featuring the main character of their accordion books completing a basic action. The stop-motion animations are put on Youtube and a QR code is placed on the back or inside of their books so that others can scan and watch the animations. While I don't have a studio with cameras and iMacs like Ringling,





High School Division

As the end of the school year quickly approaches, I am grateful to be able to see the light at the end of the tunnel, but also wishing for just a few more days to finish all of the end of semester obligations. I often find it easy to focus on all of the pressing deadlines that the end of the year brings, but it is so important to take a step back and appreciate what it is we do. We are fortunate enough to be able to practice creativity each and every day. We are creative in the assignments we develop, in our approaches towards learning, and in many cases, the processes that we develop from the ground up. We are unique among educators in that we, at least for the time being, have a tremendous amount of freedom with the things that we do.

And then there are the kids.

It is easy to believe that our students are becoming more challenging each year, and in some ways, we are definitely faced with challenges that are very different from

years past. However, as we continue to focus much of our attention on those who need the most, please take some time to look around your classrooms for the wonderful things that are happening every day.

As I read the newspaper, it's easy to begin to think that things are getting worse. We read stories of students and teachers making bad decisions, and hear about the poor state of education from commentators who are inundated with these stories throughout the year. I for one have a different perspective, as there are no doubt some very serious issues with our educational system, I take solace in the fact that these negative stories and issues are still *news*.

The fact is that miracles in our classrooms are not often newsworthy, because they are commonplace.

There are so many amazing things going on in our schools and classrooms, the media couldn't possibly keep up with them. I see things going on in our district on a daily

basis that could make the front page of any newspaper. Miraculous things occur that do not draw the attention of those outside of the system, simply because they have become an expectation, and they should be! Take pride in what we do, and find time to enjoy the process. I know that I, for one, am at least never bored.

FAEA has put a strong emphasis on community this year. Please consider sharing your wonderful stories, your lessons, and your expertise this year at the FAEA conference. It is this sharing of information that helps us all become better teachers, and reminds us that what we do is special, and more often than not, enjoyable! To propose a workshop for the 2014 FAEA Conference, please visit <http://www.faea.org/InnerPage.aspx?id=102>, and as always, if you have any specific questions, comments, or concerns you can reach me at loftusmfaea@gmail.com.

Enjoy everything!



Supervision / Administration

Ashley Spero
Supervision/Administration Division Director

It is an honor to introduce myself as a new member of the Florida Art Education Association Board, serving you as the Supervision/Administration Division Director. The school district I represent is Orange County Public Schools, nestled in the heart of Orlando, FL. I earned BFA and BS degrees from Florida State University, and an MA from the University of Central Florida. This school year marks my fourth year as the Dance, Theatre and Visual Arts Resource Teacher for OCPS, and I have loved every minute of it.

As the year winds down, this is a time for celebration. Perhaps you are a new educator and have completed your first year of teaching. In March, maybe your school district celebrated Youth Art Month. Or, perhaps your school is getting ready for an end-of-year art exhibition to enjoy the masterpieces created by your young artists. Whatever you are celebrating, take a moment to recognize your personal and professional successes and begin to outline how you will grow as an artist next school year.

And... summer is the perfect time for you to take that op-

portunity to learn and grow as an artist; practice new mediums and techniques outside of your comfort zone; or simply rejuvenate yourself creatively. How do you plan to challenge yourself? Consider exploring the following three apps for the arts, recommended by the Scholastic Administrator Spring 2014:

MoMA: Take a virtual tour through New York's Museum of Modern Art. View thousands of pieces of artwork as well as a calendar of current and upcoming collections. Artwork can be searched by the artist, floor or exhibition.

Animation Creator HD: Learn to create simple or complex multi-layered animations. Explore ways to create moving images and then transform them into Claymation movies.

Camera+: Your camera can now become a professional level camera. Explore features such as touch exposure & focus, shooting modes, photo flashlight, grid and digital zoom.

Enjoy those days at the beach and quality time with family and friends this summer, and see you next school year!

DIVISION UPDATES

Museum Division

What a trip! One would think that after traveling 4,672 miles roundtrip from Jacksonville, Florida to San Diego, California for the National Art Educators Annual Conference, one would be exhausted, but instead, I feel refreshed and renewed. While traveling back on the first flight back to Florida, as everyone was sleeping, I was reflecting on what I learned in my three days at the conference, searching for a common thread amongst the variety of presentations I witnessed. What I took away was: collaboration.

I saw collaboration in a variety of ways. Collaboration can mean amongst your own staff within your institution. For example, having training sessions for gallery attendants and docents about inclusive tours and gallery expectations from students with a

variety of special needs. Collaboration can happen with teachers to create or adjust pre and post tour curriculum to match teacher and district wants and needs. Reach out to your local or partnering museums to have professional development sessions at *other* museums to learn new techniques and best practices from other educators. If you haven't already done so, think about registering for the American Alliance of Museums and attending their annual conference in Seattle this May 18-21st 2014.

One of my favorite takeaways from the conference was during the last session of the day on the last day of the conference. While exchanging cards with the speaker, I was handed an additional card with a link to ArtMuseumTeaching.com. If you haven't

heard of it or visited the site, it is a must for yourself and your colleagues. ArtMuseumTeaching.com is a collaborative online forum for reflecting on issue of teaching, learning, and experimental practice in the field of art museum education. The goal of this site is to connect educators, ideas, and resources around a dialogue about what we do in our practice of teaching and learning. At this site you are welcome to post your comments and reflections and submit content from your own practice and perspective.

I encourage you this season to think about collaborations, whether they are internally, through teachers, or across institutions. This is a chance to refresh and build new connections.



Elizabeth Miron
K-12 Curriculum Specialist
Museum of Contemporary Art Jacksonville

Retirees Group

The downhill stretch of the school year is upon us, and many of us breathe a sigh of relief. Energy is waning at this point. It is time to finish up planned activities, sort through portfolios, then clean up, pack up, and head into summer! We all need to pause and refresh!

Ah, summer! Blessed relief! A time for rejuvenation and taking time to create new approaches to keep teaching fresh and keep it fun. Make yourself slow down this summer and recharge.

I can tell you that I want to live the second half of my life better than the first. I hope you all can relate to what I am saying. We can look at our summer as though we are approaching a blank canvas. We know we want to involve key concepts and elements to build it into powerful compositions. As artists, we feel such satisfaction when we are able to demonstrate magical combinations of technique and emotional content, mood, or unique perspectives.

Take the time this summer to sift through and pare down elements in your own compositions in life. Breathe deeply and relax.

And for the members of our Retirees Group, please consider writing a proposal for conference this fall. The deadline is near!



Pat Miles, Retirees
Representative

INVITE A FRIEND
TO CONFERENCE

Oct. 2-5, 2014
Daytona Beach

Join or Renew Today!

The Florida Art Education Association is here to help us work together to face today's many challenges. Your support and service are critical right now. As Ghandi said, "We must become the change we want to see." **FAEA membership can anchor our commitment to our students and to the world of education; we are unified in this journey.** As you browse through our website, you'll see many ways in which FAEA can support your work.

And **we invite you to join FAEA**, so that we can work with others toward common goals. Our structure includes an elected Board of Directors, a Districts Assembly that reaches all parts of our state, and divisions of job-alike categories. Members are teachers, art supervisors, arts administrators, museum professionals, university professors and students, and those who are retired from the profession, yet still passionate about our goals.

www.faea.org

SAVE THE DATE

FAEA Summer Workshops

Miami – June 10-17

Sarasota – June 25-27



Mark Your Calendars!

- Product Showcase proposals due June 5, 2014
- Award Nominations due June 16, 2014
- Member Exhibition due August 15, 2014
- 62nd FAEA Conference, October 2-3, 2014

Information for the above
can be found at
www.faea.org

Artwork by: Zoie Reynardo, Grade
1, Bethune Academy, Polk County

“ARTISTIC LICENSE” MIAMI-DADE COUNTY PUBLIC SCHOOLS

Pérez Art Museum Miami
1103 Biscayne Blvd., Miami, FL 33132
JUNE 10 - 17, 2014

Miami-Dade County Public Schools, Division of Academic Support, Visual & Performing Arts in collaboration with the Florida Art Education Association, Dade Art Educators Association, de la Cruz Collection and The Pérez Art Museum Miami, is organizing the 4th Annual Summer Art Workshops.

These six-day professional development workshops support teachers as artists. Art educators from the tri-county area are invited to participate. Par-

ticipants will be eligible to submit their personal artwork to be adjudicated into the 2nd Annual Artistic License Exhibition scheduled for 2015. Click on the following link to view the catalogue from the 2014 juried show: http://issuu.com/alinarodriguez-rojo/docs/artistic_license_catalogue

These workshops are made possible with the support of the Miami-Dade County Department of Cultural Affairs and the Cultural Affairs Council, the Miami-Dade County Mayor and Board of Commissioners, Dade Art Educators Association and the Pérez Art Museum Miami.

Fees/Registration:

Registration for FAEA Members: \$50.00
Registration for Non-FAEA Members: \$100.00
First time member, Membership fee: \$35.00 + Registration \$50.00 = \$95.00

Workshops:

2 Day workshop: \$40.00
5 Day workshop: \$100.00

SCHEDULE OF WORKSHOPS

Awakening the Artist Within Lecture and studio workshop by Ray Azcuy, Artist, Retired M-DCPS Art Supervisor

Through the creation of a series of works and extensive dialogue, artists/educators will discuss the origin of ideas and the choices we make to communicate them. Participants will spend concentrated time investigating ideas and experimenting with various media to enhance their understanding of the creative process. Participants will demonstrate the results of their exploration of concepts and navigation of the creative process through the completion of a body of work. We recommend artists must come prepared with the art supplies/materials they normally use.

Wednesday, June 11, Thursday, June 12, Friday, June 13, Monday, June 16, and Tuesday, June 17, 10:00 am - 3:00 pm

Limited to 20 participants

30 Master Plan Points

**Basic materials will be provided.*

Edouard Duval-Carrié: Imagined Landscapes

A tour of Edouard Duval-Carrié: Imagined Landscapes, solo exhibition at PAMM will be followed by a studio workshop. Artists and experts will examine the large-scale mural artwork by the Haitian-born artist featuring lush landscapes and



glittered chandeliers. Participants will utilize their media of choice to create their own imagined tropical eden or ethereal chandelier.

Tuesday, June 10, Wednesday, June 11, 10:00 - 3:00 pm

Includes studio and cultural center visits

12 Master Plan Points

**All materials provided; however, artists are encouraged to bring materials of choice including found and recycled objects with which to incorporate into their art.*

Ana Mendieta In Context: Public and Private Work

César Trasobares will present an illustrated overview of Ana Mendieta's development as an artist with an emphasis on her work executed in Miami from 1981 to 1983. The talk will cover the contexts of Mendieta's body of work (site, performance, video, drawing and sculpture), including references to the work of other artists as well as examples of the historical and anthropological sources of her iconography. This course offers both a conversation about art in public spaces and concentrated studio time. He is an artist and art activist based in Miami. During the past four decades, he has organized numerous exhibitions and written texts about Cuban American Art in the United States, as well as essays about various artists and his own

practice. From 1985 to 1990 he served as Executive Director of Miami-Dade County's Art in Public Places Program. He is currently writing *Among Friends*, a personal memoir recalling his friendship with Ana Mendieta, Felix Gonzalez-Torres and Carlos Alfonzo.

Tuesday, June 10, Wednesday, June 11, 10:00 am - 3:00 pm

12 Master Plan Points

**Includes a visit to de la Cruz Collection and Cuban Memorial Park in Little Havana to see Mendieta's Ceiba Fetish.*

Caribbean: Crossroads of the World Lecture and Studio Workshop by Mari Robles and Rosa Naday Garmedieta

Study masterpieces alongside curators and artists at PAMM. Create art inspired by objects in the PAMM collection. This course offers new methods of making art and concentrated studio time. Mari Robles, PAMM, Knight Curator of School Programs will lead a lively gallery exploration of PAMM's exhibition: Caribbean Crossroads of the World. The course will explore over 180 objects including paintings, sculptures, prints, photographs, installations and videos that will concentrate on images of, from and about the Caribbean region. Rosa Naday Garmedieta, artist in residence at the South Florida/Art Center and PAMM. She is also a teaching artist that will lead the

hands-on instruction for this course.

Thursday, June 12, Friday, June 13 10:00 am - 3:00 pm

12 Master Plan Points

Free Reception at the Pérez Art Museum Miami Saturday, June 7, 2014, 11:00 am - 2:00 pm

Join the Dade Art Educators Association and members for a reception at PAMM. Complimentary parking, access to the museum and its exhibitions are provided during this fun-filled afternoon.

CONTACTS:

Mabel Morales, District Supervisor, Visual Arts | 305 995 1930 | mmorales14@dadeschools.net

Alina Rodriguez, Curriculum Support, Visual Arts | 305 300 6887 | alinarodriguez@dadeschools.net

Mari Robles, Knight Curator of School Programs | 786 345 5642 | mrobles@pamm.org

"The Summer Art Workshops for Art Educators is made possible with the support of the Miami-Dade County Department of Cultural Affairs and the Cultural Affairs Council, the Miami-Dade County Mayor and Board of Commissioners"



Sarasota Retreat Quest (SRQ) Small Works 2014

Location: The John and Mable Ringling
Museum of Art in Sarasota, Florida

Dates: Wednesday, June 25th through
Friday, June 27th, 2014

Cost = \$95 (includes supplies and some
meals)

AN OVERVIEW OF WORKSHOPS:

June 25th (Wednesday)

10:00am - Welcoming
ceremony - coffee + muffins + philan-
thropic activity

** Introduction and review by Susan Am-
brosio and Chrissy Schebilski (presidents
of Sarasota Art Education Association)*

11:30 am= Tour of museum

* Bonnie Wilson, Ringling Director of
Education

12:30pm = Lunch provided by Trevis
Restaurant

1:30pm-3:30pm - Workshop Series
(select one)

*** Workshop 1 = Painting en plein
air: location- outside (Jackie
Henson-Dacey)**

Participants will be working with
acrylic paint on canvas using the museum
grounds as a source for inspiration. Some
basic painting techniques, historical
background and advice will be provided.

*** Workshop 2 = Paper Casting (in
bowls): location - New College Stu-
dio 1 (Petie Brown)**

Participants will be creating their
own paper pulps and creating a 3-D form

using a bowl as a mold. Basic design
principles will be presented and applied
through the creation of contemporary
works of art.

*** Workshop 3 = Photography (Ar-
chitectural Design): location - New
College Studio 2 + outside (Chrissy
Schebilski)**

Participants will have an introduction
to photographic techniques and use the
museum grounds as a source of archi-
tectural inspiration while they compose
artistic photographs.

3:30pm-4:00pm - Meet in Education
Room to finish philanthropic activity.

June 26th (Thursday)

10:00am-12:00pm - Workshop Series
(select one)



*** Workshop 1 = Touch Painting (Modern Figurative Paintings): location - New College Studio 1 (Jackie Henson-Dacey and Patrice Kennedy)**

Participants will learn the meditative techniques of this Expressive Arts form. A short historical perspective will be provided before each participant 'feels' their way through the painting process.

*** Workshop 2 = Graffiti Designs: location - New College Studio 2 (Becky Pasquini)**

Examine the work of Banksy, World Renowned Street Artist, for the use of political and social messages communicated in his compositions. Participants will produce their own original stencil designs on Bristol Board and learn various spray painting effects.

*** Workshop 3 = Small Basket Weaving: location - outside (Sue Ambriso)**

Participants will spend time relaxing and learning basic basket weaving techniques while creating an original basket using a variety of textural sources.

12:00pm-1:30pm - Lunch on your own

1:30pm-3:30pm - Workshop Series (select one)

***Workshop 1 = Graffiti Designs: location - New College Studio 2 (Becky Pasquini)**

Examine the work of Banksy, World Renowned Street Artist, for the use of political and social issues communicated in his compositions. Participants will produce their own original stencil designs on Bristol Board and learn various spray painting effects.

*** Workshop 2 = The Four Elements: Watercolor Exploration: location - New College Studio 1 (Gail Bruder-Werner)**

Participants will experiment with the basic watercolor techniques: wet-on-dry, wet-on-wet, and dry brush to produce conceptual paintings representing the Four Elements (Earth, Wind, Fire, Water). Demonstration and images will be provided to excite the imagination.

*** Workshop 3 = Metal Tooling: Location Museum Education Room - (TBA)**

Participants will be exploring the expressive potential of metal sheets through the use of glue, shoe polish, and yarn to sculpt images of the museum experience using basic tooling techniques.

June 27th (Friday)

10:00am-11:00am (short sessions)
Workshop Series

Workshop 1 = Printmaking with homemade stamps - location: New College Studio 1 (Chrissy Schebil-ski)

Participants will be creating their own personalized stamps using found objects glued to a block. Sharing of blocks will be encouraged as participants explore the printing of designs with repetition, pattern, movement and texture.

Workshop 2 = Mixed-media mini masterpieces - location: New College Studio 2 (Jackie Henson-Dacey)

Explore historical masterpieces from art history and use them as inspiration for original mixed media compositions on canvas panels using a variety of paints and surface adornment.

11:15am-12:30pm = Education Building

Closing Ceremony/Exhibition of artworks created during workshop series/ Guest Speaker/Certificates of Completion

*** Conversations with the Curators: Exploring the Contemporary**

Join Curators Matthew McLendon and Dwight Currie for these in depth explorations of the art and artists you will encounter in the galleries. Part of the museum's Conversation with the Curators series, this presentation will give you a behind the scenes look at the performances and the people that put them together.



10 Things To Stop Doing Now as an Art Teacher

By Jessica Balsley
AOE Founder and President

You are accustomed to people adding things to your plate. You probably feel obligated to do more because it's 'the right thing to do.' Today it's time to think differently. Instead of doing more, here are 10 things you can STOP doing as an art teacher to improve your practice.

1. STOP TRYING TO CRAM SO MUCH CONTENT INTO YOUR SCHOOL YEAR.

Rushing through too much content in your curriculum is a recipe for disaster. Your students will feel the pressure and so will you. Try doing less in a school year, but go deeper into the items that you choose to cover. My friend Cassie Stephens chooses one culture to really focus on each year because she only sees her students for 30 minutes a week.

2. STOP PUTTING THINGS OFF.

Instead of waiting until the last minute to get the art show signs up, see how it feels to actually do them a week ahead of time. Chances are, the job will take less time than you think.

3. STOP FEELING PARANOID ABOUT YOUR PRINCIPAL AND ADMINISTRATION.

This lesson is hard to learn, but it's

so important. No one is watching you as closely as you think. Everyone has their own agenda and list of TO DO's that probably doesn't involve you. In fact, you might feel like you made a mistake during an observation, but your principal saw a positive. Don't assume the worst, just work to your fullest potential each day and good things will come back to you.



4. STOP BUYING CHEAP ART SUPPLIES.

Each year I would purchase an "off brand" of construction paper, and each year I would get upset when the paint soaked in and the colors dulled. In the spring when you order, it might seem like a great idea to save a few bucks, but you will live with this regret every single day the following year

when you put these supplies in the hands of your students. Don't skimp on the basics like paper and paint. Save in other areas.

5. STOP WAITING AROUND FOR PEOPLE TO COME TO YOU.

Why hasn't the 2nd grade teacher who does an amazing dinosaur unit reached out to collaborate with you? Why haven't you been asked to present at the school board meeting about the art program? Why hasn't your principal observed you or stopped by in weeks? One question: Have you asked?



6. STOP WORKING THROUGH YOUR LUNCH WITHOUT TAKING A BREAK.

A break in your school day can be the very best thing you do. Even 10 minutes of reading your favorite book or checking Pinterest can be the tiny indulgence you need



to get through your overflowing afternoon classes. Get outside and breathe in some fresh air. Productivity loves leisure. We need one to have the other.

7. STOP TALKING POLITICS IN THE TEACHERS LOUNGE.

Teaching is one of the only professions I know where individuals feel it's ok to talk politics at work because 'everyone is of the same political party anyway, right? - we're teachers!' This is not true and political conversations aren't ok in any workplace. You can't assume.

8. STOP TRYING TO 'BE ALL' TO EVERYONE.

There are times when you must say yes to a committee, or draw a poster for the school play, but true excellence is actually about your ability to say NO. This allows you to focus your energies on the true task at hand: Teaching Art. If you have a choice, and really don't feel it's a good opportunity, respectfully say NO.

9. STOP COUNTING DOWN THE DAYS UNTIL SUMMER.

This is one of the most destructive habits of teachers everywhere, and so so hard-not to participate in. The second you start counting the days until summer, the slower

they will go. It puts a negative spin on your work. Instead, think, "How much fabulous art can we cram in until the very last day of school!?" This attitude will make things easier on yourself and your students will notice.

10. STOP LETTING YOURSELF GET OVERWHELMED.

On any given day of teaching, the feeling of being overwhelmed can rear its ugly head and try to take over your logical con-

sciousness. The fact is, anything can easily become overwhelming. Take one task at a time, chip away at the tasks, and know there will always be something on your TO DO list, no matter how frantic you decide to get about it.

Which tip resonates the most with you? Do you disagree with any? What would you add to the list?

Reprinted with permission from The Art of Education, April 14, 2014

ATTENTION

JEWELRY/METALSMITH TEACHERS

ARMSTRONG TOOL & SUPPLY IS A SUPPLIER OF A COMPLETE ASSORTMENT OF PRODUCTS TO JEWELRY PROGRAMS.

Armstrong supplies secondary level and College programs with metals, pliers, files, and tools and equipment for forming, casting, and finishing.

Armstrong accepts school purchase orders or credit cards. Also orders may be placed from our web site by choosing the purchase order option for payment and completing the requested information.

If you are not familiar with Armstrong, please examine our web site at www.armstrongtoolsupply.com or call us at 1-800-446-9694

email: sales@armstrongtoolsupply.com

31541 W. EightMile rd, Livonia MI 48152





How the Arts Can Help Struggling Learners

By Katrin Oddleifson Robertson

Knowing how to help a child who struggles to learn is one of the greatest parenting challenges imaginable. When our children don't fit the traditional model of what a student is or should be able to do, it can be a painful and frustrating experience for the entire family. Is it possible that the arts, while not a cure-all for what affects a child's learning process, can provide a lifeline to children who are having trouble succeeding in school?

Beth Olshansky, author of "The Power of Pictures: Creating Pathways to Literacy Through Art," thinks so. She noticed that with the help of a paintbrush, her daughter was able to access and express imaginative ideas and descriptive language that were otherwise not available to her. Beth was so intrigued by what she observed in her daughter's learning process that she founded a program called Picturing Writing, to provide struggling learners with artistic means to become stronger readers and writers.

Laura, a parent of an elementary school-aged child, saw similar things happen with her daughter. She describes Carly as a hard-working, compassionate child with an active imagination and solid thinking skills, but who also has been diagnosed with severe, double-deficit dyslexia. Carly draws images to help her remember the meaning of words, because written language does not. Laura

recalls a time when Carly had to complete a research assignment: "Because writing, even formulating ideas, linearly is difficult for her, we asked permission for her to express herself through art. She chose clay." Carly created sculptures to reflect her understanding of concepts and ideas she was learning. Laura now adamantly believes that children can demonstrate nuances they cannot verbally express through visual arts.

Laura also believes that engagement in the arts helps Carly see herself as a successful learner. "Carly elected to take a class in sculpture over the summer. Now we can remind her that at one time she didn't know to carve in stone, and by the end of the class she had created a bird and a fish."

Jan's experience echoes Beth's and Laura's. She says: "My son has ADHD, sensory processing disorder, and bipolar disorder. He has trouble focusing and holding himself together during the school day, often coming home and completely falling apart ... but he loves to build and create." Through art, "he is able to easily problem solve ... his imagination runs and his explanation for each piece's function is complex and clever. This is one of his strengths." Jan also says that her son takes an art class outside of school. "He loves this class and comes home calm, happy, proud of his creations, and wanting to draw!"



Researchers at Johns Hopkins University School of Education agree with what Beth, Laura, and Jan discovered on their own: the importance of the arts in children's lives. A study shared at the 2009 Learning, Arts, and the Brain Summit reported that children showed more motivation, paid closer attention, and remembered what they learned more easily when the arts were integrated into the curriculum.

If you notice that your child is struggling to learn or is becoming disengaged in school, here are a few strategies for how to lean on the arts as your ally and advocate.

Reluctance writing: If your child shows anxiety facing a blank page, give him the chance to build something, dance, make music, create a collage or draw a picture before ever putting a pen to paper. Engaging in concrete, visually and kinesthetically rich experiences will stimulate language development and support his ability to express his ideas with words.

Communicating with teachers: You might need to be your child's advocate if his/her teacher does not yet understand the relationship between the arts and learning. Explain to the teacher that artistic projects can help make your child's thinking more visible to others, assist her memory and lead to more success in school.

Talk to your child about his or her strengths: Too often, children

whose abilities lie in the visual, spatial and kinesthetic realms believe themselves to be less intelligent than their peers, especially in a school culture with so much standardized testing. The most important lifeline your child can have is the understanding that being artistic is a way of being "smart"!

Katrin Oddleifson Robertson is a lecturer at the University of Michigan's School of Education, and founder and creative director of Wholemindesign, an organization that supports using design intelligence in the learning process. Katrin currently teaches preservice and practicing teachers how to incorporate the arts into their work in the classroom.



**TEACH
INSPIRE
CREATE**

Ai The Art Institutes™
CREATE TOMORROW

What impact will your students make after graduation? With a focused education from an Art Institutes school, you can help guide them toward a creative future.






ArtInstitutes.edu

Since The Art Institutes is comprised of several institutions, see aiprograms.info for program duration, tuition, fees, other costs, median debt, federal salary data, alumni success, and other important info.

The Art Institutes is a system of over 50 schools throughout North America. Programs, credential levels, technology, and scheduling options vary by school, and employment opportunities are not guaranteed. Financial aid is available to those who qualify. Several institutions included in The Art Institutes system are campuses of South University or Argosy University. OH Registration #04-01-1698B; AC0165, AC0080; Licensed by the Florida Commission for Independent Education, License No. 1287, 3427, 3110, 2581. Administrative office: 210 Sixth Avenue, 33rd Floor, Pittsburgh, PA 15222. ©2013 The Art Institutes International LLC.

K-12 STUDENT ART ASSESSMENT AND VIRTUAL EXHIBITION

The 2014 K-12 Student Art Assessment and Virtual Exhibition continue to provide members with a tool for assessment for their art program. Over 1,400 student entries were received from across the state. Due to the large number of entries, the students' artwork who received an "Award of Excellence" will be presented in the virtual exhibition online at www.faea.org. Selected "Award of Excellence" artworks will showcased at the 2014 FAEA Conference at the Hilton Daytona Beach.

The purpose of the K-12 Student Art Assessment and Virtual Exhibition is to serve as a statewide assessment for visual arts and to promote the achievements of students enrolled in visual arts classes throughout Florida. Students were awarded in three categories, Award of Excellence, Award of Merit and Award of Emerging Artist.

Sargent Art will again generously sponsor prizes for the 2014 FAEA K-12 Student Art Assessment and Virtual Exhibition. Sargent Art will provide student and teacher prizes, in the form of art supplies and a certificate for each student, for one winner in each of the following three categories: Elementary, Middle and High School. Sargent Art will also provide one overall winner, his/her parent/guardian and the student's art teacher an expenses paid trip to New York to visit art museums.


Ethan Josaphat, Watercolor
Elementary



Addison Engleman, Graphite
Elementary



Will Camp, Mixed Media
Elementary





Darden Brown, Mixed Media
Elementary



Taylor Wells, Mixed Media
Elementary



Haley Hall, Tempera Paint
Elementary



Hugh Thompson, Media Collage
Elementary



Brianna Slyker, Tempera Paint
Elementary

Chase Peterson, Ceramics
Elementary



James Johnmarko, Watercolor
Elementary



Hanh Luong, Chalk
Elementary

K-12 STUDENT ART ASSES AND VIRTUAL EXHIBIT

**2nd
Place**

Jayne Hutchinson, Watercolor
Elementary



Patrick Cho, Acrylic
Elementary



Taylor Haynes, Watercolor
Elementary




Ava Hoyer,
Thisisa
Elementary

SSMENT
ION

K-12 STUDENT ART ASSESSMENT AND VIRTUAL EXHIBITION

Matthew Faraci, Painting
Middle



3rd
Place



Zia Colbentz, Painting
Middle

Carina Settleberg, Ceramic
Middle



Patrick Sanders, Sculpture
Middle





Isabella Engala, Sculpture
Middle



Jacob Livingston, Photography
High



Ryan Dahm, Clay Color
High

K-12 STUDENT ART ASSES AND VIRTUAL EXHIBIT



Lauren Watters, Oil on Wood
High



Ashley Nguyen, Original Print
High



Maria Torres, Digital Photography
High

SSMENT TION



Anthony Tyler, Metal Objects
High

Natalie Butler, Cardboard
High



Megan Corley,
Digital Photography
High



Alicia DiRizzianno, Digital
High



Isabella Buenaver,
Digital Photography
High



Kari Baasch,
Digital Photography
High



Alvial Matias,
Acrylic
High



Kelly Dottery,
Painting
High

K-12 STUDENT ART ASSESSMENT
AND VIRTUAL EXHIBITION

SAVE THE DATE

Naea

NAEA Leadership Development Conference

July 24 – 27, 2014

Santa Fe, New Mexico

Registration opened mid-April 2014

See more at:

<http://www.arteducators.org/news/state-regional-conferences>



Laura Lou
Grade: 6
School: Franklin Academy
Teacher: Glenda Lubiner

YOUTH ART MONTH

Happy Spring!! As the days fly by and summer approaches make the most of your District Association connections. Your local Association is a great resource and support system. At this time of year many Associations hold their local Art Educator awards, elections for next year's Board, and end of year events. I encourage you to get involved, the connections you build will improve your enjoyment of teaching as well as your teaching skills. Being an active part of your local art community provides opportunities and resources that can't be found within the walls of your art room.

Your local Association can also be a great place to pair up with a more experienced teacher or presenter to put together a proposal for the FAEA Annual Conference. Experienced presenters are happy to give you feedback and direction in writing your pro-

posal or help you co-present. Presenting is fun and very rewarding. The wealth of knowledge that comes from networking is invaluable: the presentations are of tried and true lessons that have excellent outcomes. You know you have a favorite lesson, so why not share it with others through a presentation at the next FAEA conference?

After you've submitted your proposal, take some time to "plan" for a regenerating summer. We all have to spend so much time planning throughout the school year that it is the last thing we want to do once that bell rings in June. Take some time now and plan for art time for you. There are many opportunities for professional development like the FAEA summer workshops. These workshops immerse you in art making while networking with colleagues; they are fun and informative. Try something

new or perfect your skills in a media you already enjoy. Several teachers from our Association attended last year and then entered the works they made in the summer workshops in our annual teacher exhibit. One of them won third place overall in the exhibit – it's a win-win situation.

Speaking of winning, take some time to look back on your year and take note of all you and your students have accomplished. While making these notes be sure to jot down a list of the activities your Association, District, and school did to celebrate Youth Art Month so it can be included in the YAM report. A Google docs survey is posted. You can also send any notes, suggestions, or questions for Youth Art Month to Pam Brown at brown12201@yahoo.com. Have a wonderful end to this school year and a rejuvenating summer!



Save the Date...

62nd Annual FAEA Conference
October 2 - 5, 2014
Daytona Beach Hilton



A Blank Canvas: Make Your Mark

