

# Fresh Paint

2016 Conference Edition

1..2...3D  
ART IN  
REAL  
DIMENSIONS

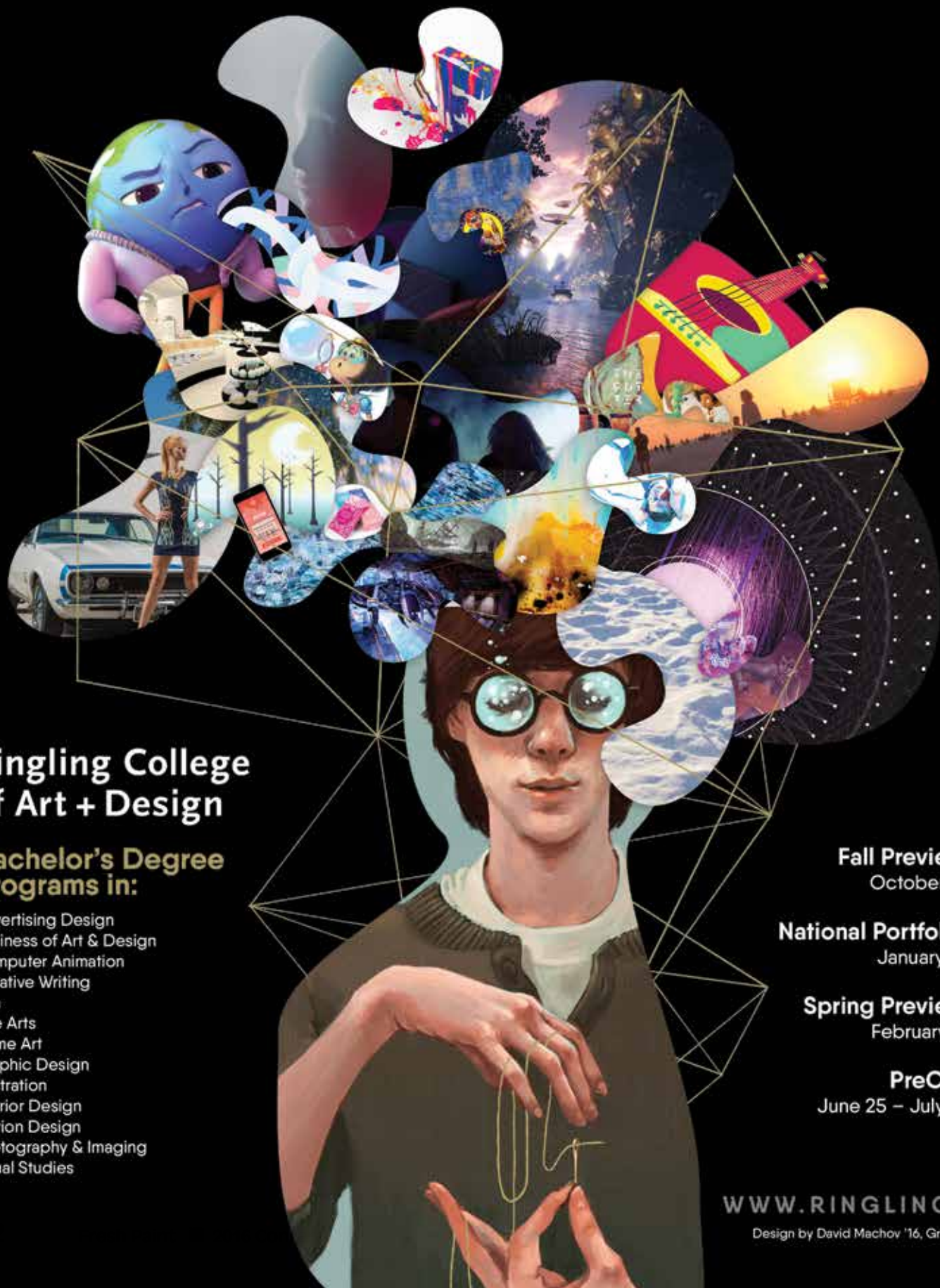
64th Annual  
FAEA Conference  
October 6-9, 2016  
Naples, Florida  
Naples Grande Beach Resort

[www.faea.org](http://www.faea.org)

#FAEA2016



# CREATIVITY IS GOLD



## Ringling College of Art + Design

### Bachelor's Degree programs in:

Advertising Design  
Business of Art & Design  
Computer Animation  
Creative Writing  
Film  
Fine Arts  
Game Art  
Graphic Design  
Illustration  
Interior Design  
Motion Design  
Photography & Imaging  
Visual Studies

**Fall Preview Day:**  
October 29, 2016

**National Portfolio Day:**  
January 22, 2017

**Spring Preview Day:**  
February 18, 2017

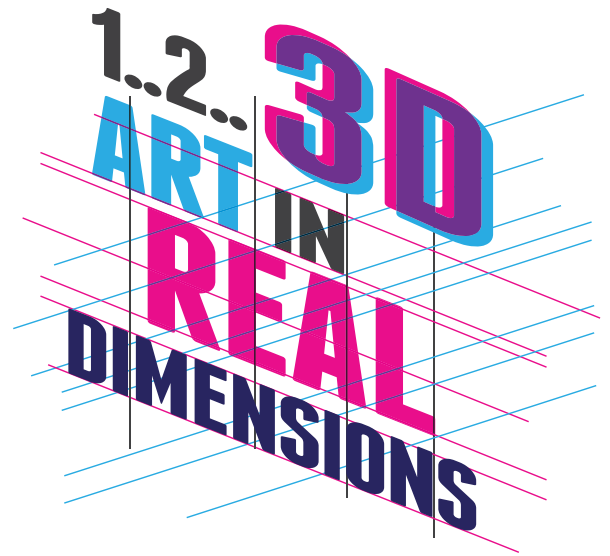
**PreCollege:**  
June 25 – July 22, 2017

[WWW.RINGLING.EDU](http://WWW.RINGLING.EDU)

Design by David Machov '16, Graphic Design

# Contents

2016 CONFERENCE EDITION



President's Note .....	5
Welcome from Skip Pardee .....	6
DISTRICT COORDINATOR, COLLIER COUNTY PUBLIC SCHOOLS	
Welcome from Bill Barnett .....	7
MAYOR, CITY OF NAPLES	
General Information .....	9
Maps .....	10-11
Product Showcases.....	12
Keynote Speakers .....	13
2016 FAEA Award Winners.....	14-15
How to get the most out of conference.....	16
Conference Schedule.....	17-39
2016 Conference Supporters.....	21
FAEA Conference Raffle.....	40
2016 Member Virtual Exhibition.....	41
Schedule At A Glance.....	42-47
2016 Exhibitors.....	48-50
2016 Presenters.....	51-52
2016 Partners.....	54

## ADVERTISERS

AMACO/Brent / 41

Art Systems of Florida / 33

Axner and Luguna Clay / IBC

Blick Art Materials / BC

College of Creative Studies / 44

Davis Publications / 4

Ringling / IFC



## Unlock Your Students' Potential with the best resources for your K–12 art classes!

Whether your school is emphasizing theme-based learning, STEM, big ideas, essential questions, connections to language arts and other interdisciplinary connections—all Davis programs are designed to provide you with the resources you need to support and supplement your curriculum.

### In the Student Books, you and your students will find:

- Brilliant **fine art images** to demonstrate each concept. Art images are from across time and around the world
- **Engaging studio experiences** that include step-by-step support
- Accomplished examples of **student artwork**
- Art criticism of fine art and student artwork

### Teacher Editions of our K–12 art programs provide a wealth of teaching support including:

- Interdisciplinary Connections to STEM subjects
- Differentiated instruction
- Lesson extensions
- Spanish support
- Inquiry-based learning
- Discussion suggestions
- Comprehensive assessment rubrics

Davis K–12 curriculums are available in **both print and digital formats** for students and teachers. Sign up for a **FREE 90-day test drive** of the eBooks and Image Subscription at [DavisArtSpace.com](http://DavisArtSpace.com).

### Contact your local Davis representative for more information.

**South Florida**  
Baird Guerra & Associates, Inc.  
Amy Guerra  
Phone: 305-266-9496  
Fax: 305-266-9744  
Email: [AGuerra@DavisArt.com](mailto:AGuerra@DavisArt.com)

**Southeast Florida**  
Valerie Silverman  
Phone: 561-582-5031  
Fax: 561-585-4966  
Email: [VSilverman@DavisArt.com](mailto:VSilverman@DavisArt.com)

**Central & SW Florida**  
Scholl Educational Services  
of FL, Ann Scholl  
Phone: 727-360-4525  
Fax: 727-360-7393  
Email: [AScholl@DavisArt.com](mailto:AScholl@DavisArt.com)

**North Florida**  
John MacLennan  
Phone: 770.335.8575  
Email: [JMacLennan@DavisArt.com](mailto:JMacLennan@DavisArt.com)





**FAEA 2016-2017  
BOARD OF DIRECTORS**

**EXECUTIVE COMMITTEE**

*President*  
**Nicole Crane, PhD**  
nicole.faea@gmail.com

*President-elect*  
**Lark Keeler**  
lark.keeler@saintandrews.net

*Past President*  
**Karen Nobel**  
karen.faea@gmail.com

*Secretary*  
**Heather Blackmon-Gordon**  
hrblackmongordon@gmail.com

**DIVISION DIRECTORS**

*Elementary School*  
**Steven Miller**  
steve.faea@gmail.com

*Middle School*  
**Glenda Lubiner**  
glendalubiner@bellsouth.net

*High School*  
**Katie Avra**  
Katie.faea@gmail.com

*Higher Education*  
**Sara Scott Shields, PhD**  
skshields@fsu.edu

*Museum Education*  
**Jaclyn Gallagher**  
jrgallagher922@gmail.com

*Supervision & Administration*  
**Edrick Rhodes**  
edrick.faea@gmail.com

**APPOINTED POSITIONS**

*Districts Assembly*  
**Britt Feingold**  
britt.faea@gmail.com

*Retired Representative*  
**Bill Chiodo**  
tropicbill@aol.com

**MEMBERS-AT-LARGE**

**Beth Goldstein**  
bethart@dadeschools.net

**Nadia Earl**  
earlart2@gmail.com

**BOARD CONSULTANT**

**Kathleen D. Sanz, PhD**  
kdsanz@faea.org

*President's Note ...*

# Welcome!



**Nicole Crane  
President, FAEA**

**W**elcome to Naples for the 64th Annual FAEA Conference *1...2...3D: Art in Real Dimensions!* The Florida Art Education Association is honored to host our members at the beautiful Naples Grande Beach Resort. We sincerely appreciate your attendance and are confident the conference will be a wonderful experience both personally and professionally.

The FAEA Board of Director's have been in office for eight months and the amount of work and accomplishments is beyond inspiring. In addition to their careers in art education, they devote their time to fulfill the mission of FAEA. In January, the board reviewed the FAEA Strategic Plan and its five key areas: Organizational Vibrancy, Research and Knowledge, Learning, Community, and Advocacy. The Board of Directors selected Research and Learning as the focus for 2016 and the outcomes are significant components of our conference. Each committee worked tirelessly to develop new and innovative ideas to incorporate.

The Advocacy Committee has dedicated their time to deciphering data from the Florida Department of Education Fine Arts Reports. Join the Advocacy Committee Saturday morning at the session *How to Utilize the Florida Fine Arts Report* and learn to advocate for the arts in your area.

The Awards Committee researched other state and national art education awards and as a result introduced the *New Professional Award*. Plan to attend the Awards Breakfast Saturday to congratulate the 2016 FAEA award recipients and celebrate their accomplishments!

To support the key area of Research and Learning, the Editorial Committee in collaboration with the Legacy Task Force are publishing the series *A Florida Art History*. The Fall FreshPaint featured part two of the series which focused on the 1950s. As we eagerly await the continuation of the series Bill Chiodo, Retirees Representative, will share highlights from the project during our General Session.

The Exhibitions Committee is tasked with overseeing the K12 Student Assessment and Virtual Art Exhibition and Member's Virtual Art Exhibition. As a committee, they have worked towards revising the rubrics to provide accurate exemplars to explain the score levels. Be sure to attend the *K12 Student Assessment and Virtual Art Exhibition Adjudication Training* session to learn the adjudication process and view exemplars for each score to gain a greater understanding of the process and potentially serve as an adjudicator.

As always, our conference would not be possible without the generous support of our sponsors and vendors, and we are grateful for their dedication in helping FAEA provide an outstanding conference. The Partners and Sponsors Committee spent the year reaching out to new vendors while maintaining relationships with current vendors to ensure the Commercial Exhibition Hall is packed with products and services related to art education. Their efforts also secure Corporate, Museum, and Scholastic Partners as well as acquire items for our raffle. Be sure to purchase your raffle tickets and be a part of the fun for a chance to win fabulous prizes!

Special thanks to our Professional Development Committee Chair, Lark Keeler and Committee Members: Britt Feingold, Beth Goldstein, Glenda Lubiner, Steven Miller, and Courtney Pla. They have

*continued on page 8*

The mission of the Florida Art Education Association is to promote art education in Florida through professional development, service, advancement of knowledge, and leadership. The vision of the Florida Art Education Association, hereinafter designated as FAEA or as the Association, is to provide art teachers with the knowledge, skills, and support that will ensure the highest quality instruction possible to all students in Florida.





# CCPS

Collier County  
Public Schools

Curriculum and Instruction  
Fine Arts Department

Greetings and Welcome to Collier County,

We are thrilled to welcome you to Naples for the 2016 Florida Art Education Conference here at the Naples Grande! Our organization has been preparing for your arrival for many months and we are extremely excited to begin this week of professional development and camaraderie amongst teachers in the visual arts.

The Collier County Public Schools have many community partners that assist us in providing exceptional artistic experiences for our 45,000+ students, and we thank all of those groups for their continued support of Fine Arts education. A specific thank you to Artis—Naples and the education team led by Bonnie Thayer and Jessica Wozniak, who tirelessly work to advance arts education in our schools. Also a warm thanks to Aimee Schlehr of the Naples Art Association, who has promoted student artwork and organized scholarship and summer programs for our students.

I would certainly be remiss if I did not mention a very special group, the Collier County Art Teachers Association (CCATA). This organization provides our teachers and students with pedagogic and advocacy support in the visual arts, and has chosen to do so at FAEA through the creation of the beautiful Gala centerpieces you will see this weekend. Thank you CCATA!

We hope you enjoy the Conference and your stay here in Naples!

Artistically yours,

Skip Pardee

*District Coordinator, Fine Arts (K-12)*  
Collier County Public Schools

***Today's Learners • Tomorrow's Leaders***

---

5775 Osceola Trail | Naples, Florida 34109 | p: 239.377.0104 | f: 239.377.0548  
e: PardeH@collierschools.com | www.collierschools.com



# City of Naples

---

**BILL BARNETT**  
MAYOR

Welcome to Naples!

As Mayor of the beautiful City of Naples I am both honored and privileged to offer you a warm welcome to the finest City in Southwest Florida. We are so proud to host you here for the 2016 Florida Art Educators Conference. I can think of no prettier venue than the sugar sands of our Naples Beaches, at one of our premiere resort hotels, the Naples Grande.

The Arts have long been ingrained into our community and we take pride in the many organizations that have taken up residence here to advance the arts and arts education. We are especially proud of our partnerships with our local governments and agencies that ensure the arts continue to thrive in our community.

Whether you are a first time visitor or a returning one you will find many exciting things to keep your interest piqued. Having been a resident here for almost 44 years there are certainly things to do and places to see that have been and still are my favorites, and I would like to share a scant few with you.

Enjoy our cutting edge restaurants of every ethnicity that will fit any taste bud from mouth-watering pizza to a prime cut of beef. Make sure you walk our beautiful beaches and visit our newly renovated pier. Visit our Naples Zoo!! Take a swamp buggy ride in the Everglades or a Sunset Cruise on Naples Bay. Visit our City Dock and charter a half or full day of fishing, it would be a rarity if you came back empty handed! There is shopping galore, golf & tennis, and you will find our places of lodging friendly and accommodating.

Thank you for all you do daily for our students in the state of Florida. Your work inspires our students to express themselves, be imaginative, and creative. You truly make a difference in the lives of our students. Please enjoy your stay and come back and visit us again!

Sincerely,

"Mayor Bill"

# FreshPaint

The purpose of this publication is to provide information to members.

*Fresh Paint* is a quarterly publication of Florida Art Education Association, Inc., located at 402 Office Plaza Drive, Tallahassee, Florida 32301-2757.

FALL  
printed and distributed  
through postal carrier

CONFERENCE (OCTOBER)  
printed and distributed at the  
annual conference

WINTER  
digital

SPRING/SUMMER (MAY)  
digital

Periodical postage paid  
Tallahassee, Florida (USPS 023179).

POSTMASTER:  
Send address changes to  
FRESH PAINT  
402 Office Plaza Drive  
Tallahassee, Florida 32301-2757

*Fresh Paint* is made possible, in part, by the participation of the businesses whose advertisements appeared in this issue. They make it possible to provide membership with a high quality publication and we gratefully acknowledge their support of FAEA's mission.

We hope that you take special notice of these advertisements and consider the products and services offered. This is another important way you can support your professional association and the enhancement of Florida art education.

The publisher does not endorse any particular company, product, or service. The Florida Arts Education Association (FAEA) is not responsible for the content of any advertisement and reserves the right to accept or refuse any advertisement submitted for publication.

## President's Note ...

*continued from page 3*

all worked diligently over the course of the year to ensure FAEA's 64<sup>th</sup> annual conference meets your every expectation. Based on the quality of workshop sessions, amazing keynote speakers, and exciting events, we expect another remarkable conference and are looking forward to every minute!

On behalf of FAEA, we are pleased to welcome Dr. Kamela Patton, Superintendent of Schools in Collier County and Skip Pardee, Collier County's Coordinator of Fine Arts as guest speakers at Thursday's General Session. We are thrilled to feature the Journal Fodder Junkies. David R. Modler and Eric M. Scott, are artists, educators, authors, and internationally recognized experts on the visual journal. As a dynamic duo, the Journal Junkies have presented workshops, presentations, and seminars on visual journals spreading the importance, the power, and the joy of the visual journal. Later on Thursday evening, join us at the Baker Museum for our presentation of the Member's Virtual Exhibition sponsored by Davis.

The 2016 FAEA conference lineup of remarkable keynote speakers will continue Friday with Evelyn Rosenberg, known for her unique process called Detonography. Evelyn Rosenberg will discuss her technique that uses explosives to make large scale, monumental sculptures with intricate, complex details on the surface. After the Friday General Session, join us at the beautiful von Liebig Art Center, home of the Naples Art Association, where we will enjoy an amazing reception courtesy of the Ringling College of Art + Design.

The fun continues at the Artist's Bazaar which will take place Friday night. Stop by and support colleagues selling their beautiful creations. FAEA is partnering with Empty Bowls Naples during the Artist Bazaar and again in an open studio on Saturday October 8<sup>th</sup>. During this event FAEA members will paint pottery for Emp-

ty Bowls Naples 2017 which raises money for the Harry Chapin FoodBank.

Close the conference out in style! The 2016 Conference Gala is an ABC Party! Artistically Built Clothing (ABC) gives you the chance to flaunt your handmade creations or dance the night away in art themed attire. Join us for food, fun, and fabulous prizes awarded for the best interpretation of the theme.

The FAEA Annual Conference is a huge undertaking and would not be possible without our team of dedicated volunteers. Thank you to our members that volunteered to facilitate workshops, check in attendees at registration, and offer a hand when needed. We appreciate your commitment to the organization and the profession of art education. We would also like to thank presenters of the 2016 FAEA Conference. FAEA relies on the expansive knowledge and participation of our members. We are grateful for your willingness to share innovative techniques, new projects, and your expertise with FAEA members.

The Collier County Art Teachers Association is also a critical component of this week's conference. Alexa Gagliardi and Maryann Clark facilitated local art teachers to generously devote their time and talents to creating centerpieces for the Gala as well as hosting the Hospitality Suite. As an organization we are fortunate to collaborate with such amazing individuals, organizations, and associations.

Over the next few days enjoy the amazing learning opportunities, fantastic celebrations, and stellar exhibitions! Take the time to network with art educators from across the state and develop professional connections that will hopefully lead to future collaborations. The FAEA Board of Directors are available if you need anything. We hope you have a wonderful conference experience!

Yours in art education,



Nicole Crane, FAEA President



# General Information

## Conference Etiquette

*While you are with us, please follow a few simple guidelines:*

- Please only enter workshops during breaks between individual presentations.
- When you enter a workshop, please only take a handout if you plan on staying for the duration of the event.
- Please keep unnecessary noise and conversation, both immediately outside and inside the conference rooms to a minimum.
- Once the workshop is completed, please continue conversations outside of the workshop room so the next presenter can set up.
- Do become involved in discussions, and please show courtesy to the presenter.
- Materials, samples, artwork, etc. should remain with the presenter and exhibitors unless you are instructed otherwise.
- Please wear your name tag prominently so you can be readily identified as an official registrant, and for ease of communication.
- Cell phones should be turned off during all sessions and presentations.

## Non-Ticketed vs Ticketed Workshops, Presentations and Special Events

*The following sessions, exhibits, receptions, and special events are all part of the conference registration fee.*

- Art Forum Sessions
- General Sessions
- Commercial Exhibit Hall
- Member Virtual Exhibition Reception
- Artist Bazaar
- Open Studio
- Welcome Reception

*Ticketed workshops that include an additional registration and fee are:*

- Mini Studio Workshops
- Half Day Workshops

*Ticketed special events that require an additional fee are:*

- Awards Breakfast
- Artistically Built Clothing: ABC Gala



## Off-Site Locations

**Artis-Naples: Baker Museum and Stabile Building**  
5833 Pelican Bay Boulevard, Naples, FL 34108

**Naples Art Association The von Liebig Art Center**  
585 Park Street, Naples, FL 34102

**Barron G. Collier High School**  
5600 Cougar Dr, Naples, FL 34109

## Conference Registration Refund Policies

1. Full registration refunds are available for cancellation requests made through September 30.
2. No registration refunds will be made for cancellations made after September 30, except for emergency situations. These will be reviewed on a case-by-case basis.
3. Refunds must be requested in writing (e-mail to [info@faea.org](mailto:info@faea.org)).
4. Emergency-related requests for refunds must be received no later than October 31. Requests received after that date will not be processed.
5. All refunds will be issued after the conference is completed.
6. Raffle tickets, special event tickets, and membership are all non-refundable.

## Conference Registration Information

<i>Registration Fees</i> .....	<i>OnSite Fee</i>
<i>Members</i> .....	<i>\$160</i>
<i>Collegiate Student</i> .....	<i>\$80</i>
<i>Retired FAEA Member*</i> .....	<i>Complimentary Conference Registration</i>
<i>Half Day Studio</i> .....	<i>\$30</i>
<i>Mini Studio</i> .....	<i>\$5</i>
<i>Awards Breakfast</i> .....	<i>\$35</i>
<i>2016 Gala</i> .....	<i>\$35</i>
<i>VIP (includes principals, superintendents)*</i> .....	<i>Complimentary Conference Registration</i>

\*All retired FAEA members and VIP guests must register to attend the conference. Any paid workshops require additional registration fees.



# NAPLES GRANDE BEACH RESORT



NAPLES GRANDE BEACH RESORT • 475 Seagate Drive, Naples, FL 34103 • [WWW.NAPLESGRANDE.COM](http://WWW.NAPLESGRANDE.COM)

## Directions to the Baker Museum and Stable Building

0.8 miles

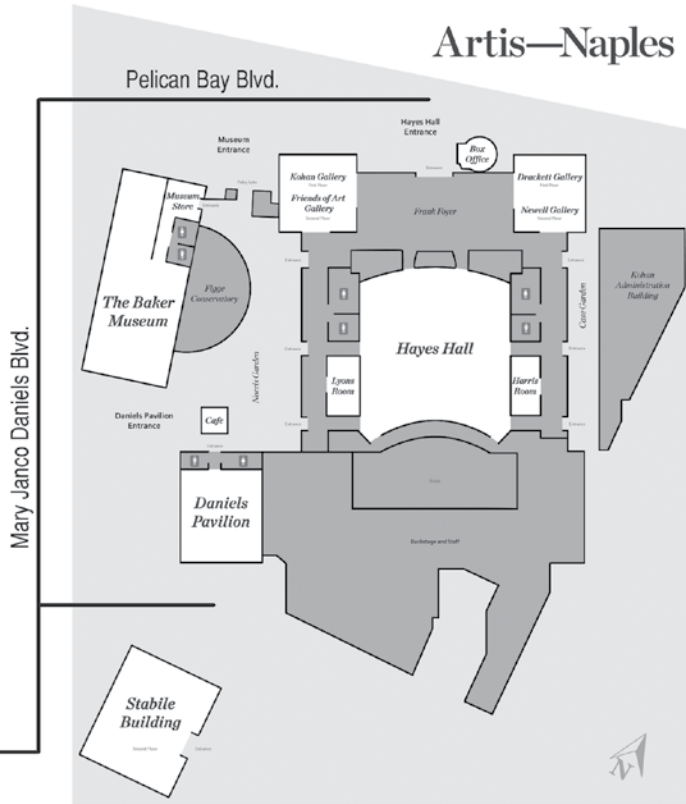
- Exit Naples Grande via Seagate Drive
- Turn left at Mary Janco Daniels Blvd. (it is a stop light)
- For the Stable Building, take the entrance between the Stable Building and the Museum off Mary Janco Daniels Blvd.
- For the Baker Museum, continue on Mary Janco Daniels Blvd. and turn right on Pelican Bay Blvd.
- Entrance for the museum is on the right.

Museum entrance to the right

The Museum will be open for FAEA members from 8:00pm-9:30pm during the Member Virtual Exhibition Reception.



Seagate Drive



## Directions to Barron Collier High School

3.7 miles

- Exit Naples Grande via Seagate Drive
- Travel east for 2.5 miles on Seagate Dr./Pine Ridge Rd.
- Turn left on Airport Pulling Rd. N.
- Turn right on Cougar Dr.




Please support the following companies  
who are providing

# Exhibitor Product Showcases and Demonstrations

Thursday, 1:30pm-3:30pm

## **Royal & Langnickel Brush**

*Audience: ES, MS, HS*

Toni Stabile Classrooms @  
The Baker Museum, Lecture Hall 

*Presenters:*

Michael Harbridge, Susan Kelly

Thursday, 1:45pm-3:45pm

## **Simply Stellar Studios**

*Audience: ES MS A/S*

Naples Grande Beach Resort,  
Banyan 1-2

*Presenter: Cindy Walker*

Thursday, 2:45pm-3:45pm

## **Exciting Pencil Art is Unpredictable**

*Audience: ES MS HS C/U*

Naples Grande Beach Resort, Acacia 4

*Presenter: Kathi Hanson*

Friday, 8:00am-10:00am

## **Frank Lloyd Wright-Inspired Stained Glass**

§ No. 202

*Audience: All*

Naples Grande Beach Resort,  
Banyan 1-2

*Presenter: Jen Deaton*

Friday, 10:30am-12:30pm

## **Paint-Trailed Journals**

§ No. 207

*Audience: ES, MS, HS*

Naples Grande Beach Resort,  
Banyan 1-2

*Presenter: Julie Swanson Davis*

Friday, 10:30am-11:30am

## **Integrating Explorations in Art into your Curriculum**

*Audience: All*

Naples Grande Beach Resort,  
Royal Palm 6

*Presenter: Cindy Walker*

Friday, 2:30pm-4:30pm

## **Inkless Tessellation Prints** § No. 212

*Audience: MS HS C/U*

Naples Grande Beach Resort, Banyan 1-2

*Presenter: Julie Swanson Davis*

Friday, 2:30pm-4:30pm

## **Surface Decoration with Mayco Designer Silkscreens and Designer Stencils** § No. 215

*Audience: All*

Naples Grande Beach Resort,  
Mangrove 1-2

*Presenter: Todd Hickerson*

Saturday, 10:00am-12:00pm

## **Intuitive Composition** § No. 304

Naples Grande Beach Resort,  
Banyan 1-2

Saturday, 12:15pm-1:15pm

## **Kinetic Pointillism in the Classroom: Exploring Progression and Encouraging Experimentation**

*Audience: MS HS C/U Mus. A/S All*

Naples Grande Beach Resort,  
Royal Palm 6

*Presenter: Robert Ottesen*

Saturday, 1:30pm-2:30pm

## **Measure by Color™**

*Audience: All*

Naples Grande Beach Resort, Royal  
Palm 6

*Presenter: Gretchen McCormick*

Saturday, 2:45pm-3:45pm

## **Art Museums of the World – at your Fingertips**

*Audience: All*

NGBR, Royal Palm 6

*Presenter: Cindy Walker*

3:00pm-5:00pm

## **Copics in the Classroom: An Exploration in Marker Art** § No. 321

*Audience: MS, HS, C/U, Mus., A/S*

Naples Grande Beach Resort,  
Mangrove 1-2

*Presenter: Thomas Atkinson*

# 1..2..3D ART IN REAL DIMENSIONS

## KEYNOTE SPEAKERS



### JOURNAL FODDER JUNKIES

**David Modler** and **Eric Scott** take journaling to a whole new level with *Journal Fodder Junkies*. For over 10 years these artists/educators have worked together creating visual journals. Their first book, *The Journal Junkies Workshop*, was released in 2010 and quickly became a bestseller in the mixed media community. In July of 2012, the duo released their follow up book, *Journal Fodder 365*. Their blog states that “as a dynamic duo [they] have presented workshops, presentations, and seminars on the visual journals spreading the importance, the power, and the joy of the visual journal.” FAEA is excited to have Journal Fodder Junkies presenting as one of our keynote speakers at this year’s annual conference, 1...2...3D: Art in Real Dimensions.



### EVELYN ROSENBERG


For 25 years, **Evelyn Rosenberg** had been a painter and printmaker. In 1985, however, Rosenberg developed a technique that used explosives to make metal sculpture. A process she calls detonography allows her to make monumental sculptures on a large scale. These site-specific pieces showcase intricate details in the sculpture. On her website, Rosenberg says this of her work: “The final result has a unique look. Looking at it you wouldn’t know it was exploded because the effect is very controlled. I like the idea of taking a destructive force and using it to make something that I think is beautiful.” Rosenberg’s philosophical ideas about the natural world are represented in the way the sculpture is made. Sticking to FAEA’s conference theme, 1...2...3D: Art in Real Dimensions, Rosenberg uses fabricated metal in her work to create three-dimensional free-standing sculptures. To learn more about Evelyn Rosenberg’s artistic process, be sure to check out her keynote session at the fall conference.



---

# Congratulations, 2016 FAEA Award Winners!

---



**Lifetime Achievement Award**  
*Geraldine Leigh*



**Florida Art Educator of the Year**  
*Catherine Rivera*



**Elementary Art Educator of the Year**  
*Sally Miller*



**Middle Level Art Educator of the Year**  
*Xonia Regalado*



**Secondary Art Educator of the Year & Charles Dorn Award of Excellence**  
*Marty Loftus*



**Higher Education Art Educator of the Year**  
*Jeffrey Broome*



**Supervisor/ Administrator of the Year**  
*Mabel Morales*



**Higher Education Individual Student Achievement Award**  
*Cindy Jesup*



**Principal/ Administrator of the Year**  
*Elena Diaz*



**Career Service Award**  
*G. Heather Sullivan*



**Distinguished Service Award**  
*Susannah Brown*



**Museum Educator of the Year Award**  
*Marcena Koch*



**Retired Art Educator of the Year**  
*Patricia Tuttle*



**June Hinckley Award of Excellence**  
*Anne Grey*



**Community Service Award**  
*Elyse Brady*



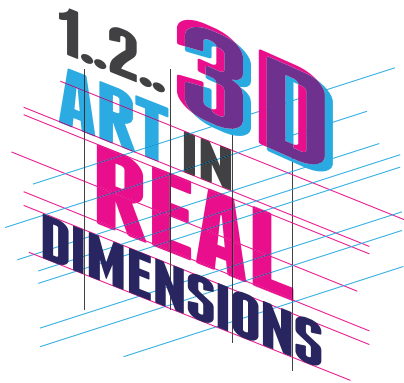
**Friend of Art Education**  
*Susan Feliciano*



**New Professional Award**  
*Aliana Ochoa*



**Charles Dorn Award of Excellence**  
*Maria Agudelo, Student*



## How to get the most out of conference

Conferences can be grueling. Each attendee comes prepared to learn, rejuvenate, and increase their capacity as a visual arts educator...but it can be a long four days. How do you make it back to school on Monday and retain what you learned at conference? Below are some tips to make the most of your time at the 2016 FAEA Conference, 1...2...3D: Art in Real Dimensions.

- **Remember what you learn.** Take time to organize your notes (hint: use the free sketchpad) and review each day. Try writing down three key take-aways at the end of each session.
- **Take a break:** It is important to allow yourself time between sessions and not “overbook” each day. The receptions are a great opportunity to rejuvenate yourself and connect with art educators from around the state (remember to get contact info when you meet someone new)!
- **Ask Questions.** We are all here to learn. Ask the questions that come to mind.
- **Meet the Speaker.** Whether it is the keynote speaker, at the receptions or a workshop presenter, take the time to introduce yourself, ask a question, and exchange contact information.
- **Visit the vendors.** They are great. Review the vendor list in the program and visit them all. You may be surprised how they can increase the retention and engagement of your students.
- **Follow-up after conference.** Remember that contact information you gathered? Now it is time to use it. In the weeks following conference, reach out to your new network and continue strengthening those professional bonds.
- **Pay it forward.** Did you learn something new at conference? Do you have something to share? Pay it forward by presenting at your local association or apply to present at the 2017 FAEA Conference in St. Petersburg.

# Thank You

## Ringling College of Art and Design

THANK YOU FOR YOUR CONTINUED SUPPORT OF FAEA,  
PROVIDING LANYARDS, AND HOSTING THE WELCOME RECEPTION  
ON FRIDAY, OCTOBER 7<sup>TH</sup>, 2016 FROM 7PM - 9PM.



**Ringling College**  
of Art + Design



# 1..2..3D ART IN REAL DIMENSIONS



*“Attending the FAEA conference is beneficial for art teachers because inspiration is gained by learning new techniques, absorbing the messages of keynote speakers, and reflecting with colleagues from around the state which will enhance professional practices and raise student achievement.”*

— Dana Warner, Hillsborough County  
K-12 Visual Arts Supervisor

**THURSDAY**

# SCHEDULE

(Subject to change)

KEY		
ES = Elementary School	MS = Middle School	HS = High School
C/U = College/University	M = Museums	A/S = Administration/Supervisors
(\$) = Additional Fee	NGBR = Naples Grande Beach Resort	

## Thursday, October 6, 2016

Time	Title	Audience	Description	Location	Presenter(s)
8:00am-4:00pm	<b>Registration Open</b>				
8:30am-9:30am	<b>The Beauty in Art &amp; Science—Related Through the Aesthetic Realism Teaching Method!</b>	MS, HS	The presenters will demonstrate the kind, effective Aesthetic Realism Teaching Method, showing how the art of photography is related to the beautiful anatomy of the human foot. This principle by Eli Siegel, poet, educator, and founder of Aesthetic Realism, is the basis: “The world, art, and self explain each other: each is the aesthetic oneness of opposites.” You will also learn how, through the opposites, art & science answer central, everyday questions in the lives of teachers and students!	NGBR, Royal Palm 7	Len Bernstein, Rosemary Plumstead
8:30am-10:30am	<b>Jazzed with Gel Prints</b> 3-hour hands-on workshop, \$ No. 151	ES, MS, HS	Learn how to make a monoprint using a simple gelatin plate and stencils. Add found objects such as plants, yarn, and feathers to create beautiful designs with only a soft brayer, ink, and your hands. Participants will make both the positive and negative of each print and practice enhancing their designs using watercolor, colored pencil, and collage. Students of all ages can use this fast, easy, and inexpensive way to make beautiful monoprints.	NGBR, Orchid 4	Pat Smith
8:30am-9:30am	<b>Elevate ARTS – Ensuring High Quality Art Education in High Poverty Schools</b>	ES, MS, A/S	Elevate A.R.T.S. – Learn how this federal grant is supporting teachers and transforming visual arts education in Pinellas County’s high poverty schools. This session will address innovative practices for elementary and middle school visual arts teachers teaching in high poverty schools.	NGBR, Acacia 4	Lisa Lehmann, Susan Castleman
8:30am-9:30am	<b>Alcohol Inks: Chaos to Composition</b>	HS, C/U	Exploring alcohol inks on a variety of surfaces and with different media to create lovely color combinations, varied shapes and textures. This is a great way for students to “lay a ground” for a work or let go and work with non-objective results or to create atmospheric effects. Many students can find success in this media and approach. One must give up on having total control, as the results are often unexpected.	NGBR, Royal Palm 6	Ruthie Platt, Debra Barrett-Hayes, Todd Hickerson

# SCHEDULE

(Subject to change)

## KEY

ES = Elementary School      MS = Middle School      HS = High School  
 C/U = College/University      M = Museums      A/S = Administration/Supervisors  
 (\$) = Additional Fee      NGBR = Naples Grande Beach Resort

## Thursday, October 6, 2016

THURSDAY

Time	Title	Audience	Description	Location	Presenter(s)
8:30am-9:30am	<b>It Takes a Village: Local Artist Involvement within Our School Communities</b>	ES, MS, HS	In this 45-minute forum, followed by a Q-and-A session, Noelle Stillman, a teaching artist based in Pinellas County, describes the benefit of involving practicing artists in public education's art programming and curriculum, as well as the process of developing your own collaborative effort within your community.	NGBR, Royal Palm 8	Noelle Stillman
8:45am-11:45am	<b>Dimensional Clay Surfaces</b> 3-hour hands-on workshop, \$ No. 150	All	In this workshop we will start by making a clay form. Once it's complete we will cut a sheet of craft foam and 'ink' it with Underglaze to add color to the surface. While the sheet is attached, additional Underglaze colors will be added. Finally we will rub from the inside to create a colorful, dimensional surface.	NGBR, Orchid 3	Kathy Skaggs
8:45am-10:45am	<b>Thinking Beyond the Egg</b> 2-hour hands-on workshop, \$ No. 104	ES, MS	In this workshop, you will discover the world of creativity for all age groups. When you present this to your students, it will allow your students to bring their own imagination from animals, to machines, to cartoons, to combining all of these using their choice of watercolor, charcoal, and color pencils.	NGBR, Hibiscus	Chad Lyons
8:45am-10:45am	<b>Pinch Pot-O-RAMA!!</b> 2-hour hands-on workshop, \$ No. 105	ES, MS	Pots are hot! Do you need some fresh ideas for hand building with pinch pots? Are you starting a ceramics program and need some ideas? In this workshop, over a dozen different lesson ideas will be shared that use pinch pots. A variety of tools will be available for you to try. Come and explore the world of pinch pots with us and leave with exemplars for your art program.	NGBR, Mangrove 1-2	Emily Lees
8:45am-10:45am	<b>Metallic Tape Art</b> 2-hour hands-on workshop, \$ No. 102	ES, MS, HS	Learn to create a relief work of art that focuses on texture. Come learn the process of working with metal tape. The techniques can be applied to a wide variety of subjects in art. Bring small, hard objects to create a personal work of art.	NGBR, Banyan 1-2	Christine Schebilski, Joan Maier
8:45am-10:45am	<b>Calder's Circus</b> 2-hour hands-on workshop, \$ No. 103	ES, MS, HS, C/U, Mus.	Who doesn't love the circus? This 3D workshop serves as an introduction to wire sculpture figures inspired by Alexander Calder's Circus. Participants create miniature wire circus characters - elephants, horses, lions, and acrobats. Participants will explore wire sculpture techniques, employ wire shaping tools, experiment with wire metal materials, and express wire sculpture characters in action. Workshop includes: Lesson Plan, Teacher Resource Guide, Presentation, and Materials.	NGBR, Cypress	Susan Feliciano
8:45am-10:45am	<b>Purposeful Sketchbooks: Achieving Student Buy-In</b> 2-hour hands-on workshop, \$ No. 101	HS	This workshop is designed to help the visual arts teacher assist students in developing the sketchbook habit. Sketchbook use can be customized to meet student and classroom needs. Workshop information will include incorporating historical and cultural research, work ideation as well as studio process and reflection. Student examples and lesson ideas will be included.	NGBR, Acacia 5-6	Suzanne Burke
9:00am-11:00am	<b>Kool Koons Sculptures</b> 2-hour hands-on workshop, \$ No. 106 	ES, MS	This workshop will focus on ECO Art. The session will introduce participants to the sculptures based on works by Jeff Koons. Participants will be exposed to ECO-friendly materials to use in the classroom and how to use these materials to create highly crafted sculptural works of art.	Toni Stabile Classrooms @ The Baker Museum, Lecture Hall	Zaida Ruiz

# Thursday, October 6, 2016

Time	Title	Audience	Description	Location	Presenter(s)
9:45am-10:45am	<b>Assessing Students' Knowledge</b>	ES, MS	Assessing is not always about the students' learned knowledge and ability to perform the task, sometimes it is about how well you taught the lesson. Assessing students helps you evaluate the student and teacher. Learn exciting strategies to kick up how you assess student knowledge.	NGBR, Royal Palm 8	Julie Stone
9:45am-10:45am	<b>All Aboard the STEAM Train!</b>	All	We will be presenting information for creating a school wide event which include arts as a component. Solutions to involving community and business partners. Timelines and signage examples.	NGBR, Royal Palm 7	Ruthie Platt, Barbara Davis, Jeffrey Broome
9:45am-10:45am	<b>Artcation at the Plant... What a Free Art Class Might Look Like</b>	All	This presentation discusses the design and implementation of a free community art program in Tallahassee, FL called Artcation held at the Plant, a not for profit venue operated by volunteers. The program is a collaborative endeavor that invites young people to become members of a community-based art collective. During the presentation we will reflect on the development of a this multi-age student-centered program and will discuss the obstacles and successes of the implementation process.	NGBR, Royal Palm 6	Jennifer Hamrock, Rachel Fendler
9:45am-10:45am	<b>3D Printers: Discover Design Dream</b>	ES, MS, HS	3D Printers: Discover, Design, Dream. Why is learning how to 3D print important? How can we integrate 3D printing into our art curriculum? How can students create with 3D printers? What is a Maker Space? How can I get a 3D printer? Come to this art forum, and find out the answers to these questions and more.	NGBR, Acacia 4	Marguerite Goswick
11:00am-12:00pm	<b>Ferns, Fungi and More!</b>	ES	Two art teachers foraging in the woods for chanterelles find inspiration for an instructional unit; Ferns Fungi and More! Lesson Plans, STEAM connections, and many images for use as resources. Additional contributions by Intern Caitlin Ward!	NGBR, Royal Palm 8	Ruthie Platt, Debra Barrett-Hayes, Caitlin Ward
11:00am-12:00pm	<b>Marzano in the Art Classroom</b>	ES, MS, HS	Understanding how Marzano Strategies can be used in the art classroom to increase student achievement and learning. Attendees will learn how to write effective learning goals and scales as well as best practices of teaching strategies in the art classroom.	NGBR, Acacia 4	Christy Garton
11:00am-12:00pm	<b>Taming the Wild Kindergarteners!</b>	ES	A yearlong curriculum will be shared that is a survivors' guide to what might otherwise be kindergarten mayhem! Classroom procedures are taught and reinforced while basic studio skills are presented to students in a logical and progressive order. All learning activities are standards based. Examples of how to post "Marzano-style" goals will also be shared.	NGBR, Royal Palm 7	Pam Brown
11:15am-1:15pm	<b>Successful Charcoal Drawing with Elementary Students</b> 2-hour hands-on workshop, \$ No. 112	ES	A hands on workshop that develops a sequential set of charcoal lessons from Kindergarten students through 5th graders. You will leave with your own examples for each grade level. We provide all materials, even soap. Join us for fun and a reason to buy those really cool kneaded erasers for your classroom.	NGBR, Mangrove 1-2	Laurie Belle, Chad Lyons
11:15am-1:15pm	<b>Gettin' STEAM-Y in the Art Room!</b> 2-hour hands-on workshop, \$ No. 114 🚗	ES, MS, HS	Create 3 projects that can be adapted into lessons for all grade levels that infuse STEAM in highly engaging ways in the art classroom.	Toni Stabile Classrooms @ The Baker Museum, Classroom	Christie Berrier
11:15am-1:15pm	<b>Alice, What is Falling Down the Rabbit Hole Now</b> 2-hour hands-on workshop, \$ No. 110	All	Maggie Taylor creates imaginary figures and scenes by combining common objects in extraordinary ways. This project is an excellent inter-disciplinary activity with almost endless possibilities. The project utilizes cultural sensitivity as the manipulation of objects in new ways and encourages students to work beyond stereotyping and celebrate being different.	NGBR, Cypress	Amber Ballard, Katie Smith

**THURSDAY**

# SCHEDULE

(Subject to change)

## KEY

ES = Elementary School      MS = Middle School      HS = High School  
 C/U = College/University      M = Museums      A/S = Administration/Supervisors  
 (\$) = Additional Fee      NGBR = Naples Grande Beach Resort

## Thursday, October 6, 2016

THURSDAY

Time	Title	Audience	Description	Location	Presenter(s)
11:15am-1:15pm	<b>Play Time with Gelli Pads</b> 2-hour hands-on workshop, \$ No. 113 🚗	ES, MS, HS	This workshop is designed to give a basic overview of how to use gelli pads. One of the easiest things to do is create stencils and multilayered prints using these techniques and materials. This workshop can also guide you towards resources and other people working in this medium.	Toni Stabile Classrooms @ The Baker Museum, Lecture Hall	Glenda Lubiner, Alexa Gagliardi
11:15am-1:15pm	<b>Art With a Little STEAM</b> 2-hour hands-on workshop, \$ No.111	ES +	Science, Technology, Engineering, Art, Mathematics (STEAM) is the new trend in education. Art teachers are being asked to integrate art with other core subjects. In this workshop, teachers will learn how to incorporate art with mathematical concepts, such as symmetry, 3D geometric shapes, measuring and transformations, which are all part of the standardized testing. In the hands-on portions of the workshop, participants will create designs based on the geometric concepts of transformations.	NGBR, Hibiscus	Marlon Zuniga
11:15am-1:15pm	<b>Cut-Up Alchemy</b> 2-hour hands-on workshop, \$ No. 109	All	In this mixed-media studio workshop participants will use the seemingly magical alchemists' experimental methods of transmuting and transforming objects into something special. This workshop introduces unique opportunities for artists and art instructors to rethink and reinvent ways to use unconventional materials in the art classroom. Materials provided include glue, brushes, polyurethane backing, India Inks, sharpies, needle, thread, some fabrics.	NGBR, Banyan 1-2	Alina Rodriguez
12:15pm-1:15pm	<b>Google Apps in the Art Room</b>	ES, MS, HS	An introduction to the benefits and uses of Google Apps in the art room.	NGBR, Royal Palm 6	Trudy Doten
12:15pm-1:15pm	<b>Selecting Meaningful Contemporary Artwork for School age Children</b>	ES, MS, HS	Learn how to teach students with meaningful contemporary works of art. Learn how to choose exemplar works that your students can relate to, learn from, and be inspired by.	NGBR, Acacia 4	Cindy Davis
12:15pm-1:15pm	<b>Teaching the Elements and Principles of Art for a 3D Class - No kiln required!</b>	MS	On this art forum you will be presented a complete Unit Plan - Teaching Elements of Art for 3D Classes. The handouts include step-by-step instructions of 6 projects with images (summative assessment). Samples of student's artwork and sketchbooks will also be presented. Bonus: What could possibly go wrong? Mistakes, failures and mess-ups - learning and preventing.	NGBR, Royal Palm 8	Simoni Limeira- Bonadies
12:15pm-1:15pm	<b>"But first, let me take a SELFIE!"</b>	MS, HS	"But first, let me take a SELFIE!" Students can easily create a self-portrait that is significant and fun for them with the use of technology. This activity is a cross curriculum project that includes math and ELA.	NGBR, Royal Palm 7	Maria Moreno
12:30pm-3:30pm	<b>Finding Moore 3D Figures from a Block of Plaster</b> 3-hour hands-on workshop, \$ No. 152	HS, C/U, Mus.	Studying artist and sculptor, Henry Moore, is a great starting place for teaching students how to carve human figures. From start to finish, you will learn all of the details needed to teach a successful lesson on carving plaster figures.	NGBR, Orchid 3	Anita Smith
12:30pm-3:30pm	<b>Papier Mache' - A Different Way!</b> 3-hour hands-on workshop, \$ No. 153	ES, MS, HS	Participants will be introduced to several time-saving ways to create and color Papier Mache' sculptures using discarded, unwanted and recycled materials in overcrowded art rooms and on crazy schedules. Tips for organizing and working with large groups of students will also be shared. Participants will have the opportunity to leave with a completed sculpture that can be used as an example of brightly colored Papier Mache without any painting!	NGBR, Orchid 4	Anna Marie Sealey



# THANK YOU SUPPORTERS!



Ringling College  
of Art + Design



**BLICK**  
art materials



*Artis-Naples*

*Collier County Public Schools*

*Miami-Dade County Public Schools*

*The Naples Art Association*

# SCHEDULE

(Subject to change)

## KEY

ES = Elementary School      MS = Middle School      HS = High School  
 C/U = College/University      M = Museums      A/S = Administration/Supervisors  
 (\$) = Additional Fee      NGBR = Naples Grande Beach Resort

## Thursday, October 6, 2016

THURSDAY

Time	Title	Audience	Description	Location	Presenter(s)
1:30pm-2:30pm	<b>Experimental Self Portraits</b>	ES, MS, HS, C/U	Students of all ages can learn how to create self portraits. In this class, I will show you how I taught students to create a series of self portraits with a focus on play, experimentation and fun!	NGBR, Acacia 4	Anni Christie
1:30pm-3:30pm	<b>Musical Mixed Media Printmaking: Romare Bearden Cityscape Collage</b> 2-hour hands-on workshop, \$ No. 116 🚗	ES, MS	Create rhythmic collages in the style of African-American artist, Romare Bearden. Art, music, math, and social studies collide in this multi-facteted, interdisciplinary lesson plan rich with both printmaking and collage processes. You will return to your classroom ready to rock this lesson plan!	Toni Stabile Classrooms @ The Baker Museum, Classroom	Rachel Silver, Lissette Lutz, Mona Schaffel
1:30pm-3:30pm	<b>Royal &amp; Langnickel Brush</b> Product demonstration \$ No. 115 🚗	ES, MS, HS	Are you overwhelmed when trying to select the best brushes for your classroom? Come join us for this hands-on workshop where each person will receive a set of brushes to use and keep and paint along as we demonstrate various brush shapes, discuss differences in hair types, handles and other components of brushes. What works best for watercolor, acrylic, oils and ceramics? Why choose acrylic handles over wood? And most importantly, how to properly clean and store brushes.	Toni Stabile Classrooms @ The Baker Museum, Lecture Hall	Michael Harbridge, Susan Kelly
1:45pm-3:45pm	<b>Pablo Picasso - Jazzy Art and Music</b> 2-hour hands-on workshop, \$ No. 119	ES	Celebrate Pablo Picasso with Jazzy Art and Music. Hands-on workshop to make abstract and cubist works of art using everyday art materials found in your art room. Lesson plan ideas for K-6 with examples of 2D and award winning 3D student artwork. The lesson plan presented will give you the option to collaborate with your music teacher to celebrate March's "Youth Art Month" and "Music in Our Schools Month."	NGBR, Acacia 5-6	Kim Chauncy
1:45pm-3:45pm	<b>Charmed by a Chair</b> 2-hour hands-on workshop, \$ No. 121	ES, MS	This workshop will focus on works by Vincent van Gogh related to his paintings of chairs and historically how chairs have been represented in works of art. Participants will be introduced to historical components of chair design, artist work's using the chair as a focus, and contemporary lesson related to chairs as a work of art. Participants will create chairs with a Van Gogh flair using clay media.	NGBR, Mangrove 1-2	Mabel Morales, Linda Mangual
1:45pm-3:45pm	<b>Simply Stellar Studios</b> Product demonstration	ES MS A/S	Participants will explore sample digital lessons from Davis Explorations in Art, the highest quality digital components and digital fine art images. All attendees will be given sample lessons that offer flexibility, supporting and enhancing their art curriculum and a trial link to the digital programs showcased. This interactive presentation will encourage discussion and the opportunity for questioning. All materials will be supplied and select prizes will be awarded.	NGBR, Banyan 1-2	Cindy Walker
1:45pm-3:45pm	<b>The Wonders of Wondering: Everyday Research</b> 2-hour hands-on workshop, \$ No. 117	All	This workshop will provide an opportunity to collaborate, network and gain practical knowledge about your practice, and design a small study that can be easily implemented in the everyday art room. Knowing what you need is the first step. Having fun with connections, insights, participation, and engagement are ALL part of good research and inspired by enjoyment and love for teaching and learning in and through the arts.	NGBR, Cypress	Michelle Tillander, Beth Dobberstein

# Thursday, October 6, 2016

Time	Title	Audience	Description	Location	Presenter(s)
1:45pm-3:45pm	<b>Van Gogh: It's In The Bag!</b> 2-hour hands-on workshop, \$ No. 120	ES, MS	Shopping bag portrait sculptures! This workshop is targeted for elementary and middle school levels. Participants will create portraits on brown paper shopping bags and then create drawings of their own shoes using Vincent van Gogh's technique of color theory by laying down lines of colors. Participants will also create their own color fields by creating balls of wound yarn using complimentary and/or analogous yarn colors.	NGBR, Hibiscus	Linda Mangual
2:45pm-3:45pm	<b>Exciting Pencil Art is Unpredictable</b> Product demonstration	ES MS HS C/U	This demonstration is all about the unexpected mark, its importance and placement within a design. It can be achieved via pencil tip, grating pigment from the pencil core, the type of blending tool used, turning it into a liquid and stroking it on, burnishing pigment particles, introducing a resist in area, etc. Learn all these exciting techniques and more in this informative workshop by Kathi Hanson.	NGBR, Acacia 4	Kathi Hanson
4:00pm-5:30pm	<b>General Session 1</b>		The first general session will feature keynote speakers the Journal Fodder Junkies.	NGBR, Royal Palm 6-8 & EC	
6:00pm-8:00pm	<b>Fun with Fibers</b> 2-hour hands-on workshop, \$ No. 125	ES	Come have fun with some new and classic fiber lessons. See how to incorporate fibers with other media to address multiple standards. Materials and lesson plan provided to create a fun, bendable woven fiber friend. Multiple fiber lesson ideas and resources will be presented.	NGBR, Mangrove 1-2	Julie Levesque, Gina Sullivan, Linda Crawley
6:00pm-8:00pm	<b>What About Self-Care? Stress-Reduction Strategies for Art Educators</b> 2-hour hands-on workshop, \$ No. 122	All	Feeling burnt out? Art therapy and art education go hand in hand, but often "the therapy" is forgotten by "the education." Join us to help get in touch with understanding the value of taking time to create individual artwork; learn art-making/art therapy strategies for self-care; use practical classroom implications for assisting students dealing with adversity and emotional challenges; and leave the workshop feeling inspired and energized from various art making activities.	NGBR, Banyan 1-2	Jennifer Hamrock, Ashley Hartman, Annie McFarland
6:00pm-8:00pm	<b>Artist Books in 3D</b> 2-hour hands-on workshop, \$ No. 130	ES, MS, HS, C/U	Create a 3D artist book inspired by the work of John Eric Broadus. Learn about the artist's life and work through information shared from the Jaffe Center for Book Arts. Experience the metamorphosis of everyday materials into creative expression, which deserves a "second look" while making 3D artists books.	NGBR, Orchid 3	Susannah Brown
6:00pm-8:00pm	<b>Crayon Mosaics: A Creative Way to Recycle Using ROY G BIV</b> 2-hour hands-on workshop, \$ No. 124	ES, MS	The participants will create a one of a kind unique crayon mosaic on an old record album. This is a great way to reuse and recycle old crayons. The art concepts of radial design and mosaics will be shown. Several examples will be available and a discussion on the history of mosaics will be introduced. Lesson plan provided.	NGBR, Orchid 4	Steven Miller
6:00pm-8:00pm	<b>Creating Your Big (Life) Picture</b> 2-hour hands-on workshop, \$ No. 123	All	Participants in this session will use art to explore the multi-dimensional aspects of our lives as educators, artists, and FAEA colleagues, illuminating milestones and honoring our unique personal and professional achievements. Participants will choose from a variety of drawing, painting media and collage techniques to symbolize each person's individual career journey. If you are facing life-changing decisions, reflecting on a long career or examining your path ahead, this session is for you!	NGBR, Cypress	Bonnie Bernau, Connie Phillips
8:00pm-9:30pm	<b>Member Virtual Exhibition and Reception</b> 🚗		Member Exhibition Reception at The Baker Museum.	The Baker Museum, Figge Conservatory	

THURSDAY

# 1.2.3D ART IN REAL DIMENSIONS

*“The FAEA conference is an opportunity for art teachers to collaborate and learn from each other, to inspire each other, and to create new ideas for their students and their communities. I love to see teacher’s eyes light up when they talk about what they learned, saw, or experienced at conference. They are excited, energized, and passionate. I know I am never more inspired than I am while at conference and for the months afterwards when I am hungry to share what I have learned!”*

—Laurie Brown, Duval County Public Schools Secondary Visual Arts Specialist

FRIDAY



## SCHEDULE

(Subject to change)

### KEY

ES = Elementary School      MS = Middle School      HS = High School  
 C/U = College/University      M = Museums      A/S = Administration/Supervisors  
 (\$) = Additional Fee      NGBR = Naples Grande Beach Resort

### Friday, October 7, 2016

Time	Title	Audience	Description	Location	Presenter(s)
7:30am-4:30pm	<b>Registration Open</b>				
8:00am-10:00am	<b>Tanning The Hide</b> 2-hour hands-on workshop \$ No. 204	ES	Participants experience hands on activity as they go back in time as the Native Americans did when they prepared their animal hides for tanning to make clothing, shelter, tools, etc. Participants will create a vest using various materials.	NGBR, Hibiscus	Elizabeth Olancin
8:00am-9:00am	<b>Transitioning to Choice-Based Art (TAB)</b>	ES, MS, HS	Last year I transformed my art room into a choice-based (TAB) environment. After researching TAB for years, I was still not quite sure how to take the plunge. Closing my eyes and jumping in with two feet at the start of a new year seemed like the best option. In this presentation, I'll share proven strategies that worked in my classroom and yielded amazing results for both student and teacher growth. Join me as I take you through my first year's journey into a choice environment.	NGBR, Royal Palm 8	Beth Elliston



# Friday, October 7, 2016

Time	Title	Audience	Description	Location	Presenter(s)
8:00am-10:00am	<b>Frank Lloyd Wright-Inspired Stained Glass</b> Product demonstration \$ No. 202	All	We will learn about the stylized windows of Frank Lloyd Wright and how he transformed the use of leaded glass in architecture. Using a variety of safe materials, we will create a mock window pane inspired by the same geometric style. No glass and no leading required! Appropriate for Grades 3 - 12.	NGBR, Banyan 1-2	Jen Deaton
8:00am-10:00am	<b>Sustainable Portfolios &amp; Projects</b> 2-hour hands-on workshop \$ No. 203	All	Make an extra large portfolio used for students to transport to and from school using recycled materials. Maggie will present insight from her Fulbright Japan U.S. experience through a powerpoint presentation on sustainability with a demonstration of paintings, palettes and extra large portfolios. Attendees will then make their own portfolios to take back to school as a sample for students.	NGBR, Cypress	Maggie Vidal-Santos
8:00am-9:00am	<b>Caught In the Net: Digital Awareness in the Art Room Revisited</b>	MS, HS, C/U	How are you addressing digital awareness in your art room? Through the use of information on teen digital use, dispositional art lessons, and aesthetic critiques what strategies can be developed to help students as they navigate the net?	NGBR, Royal Palm 7	Cindy Jesup
8:00am-10:00am	<b>The Power of the Circle</b> 2-hour hands-on workshop \$ No. 220	ES, MS, HS	Teachers will create a combination of mandala, zentangle, Mayan and Chinese calendar infused piece of art based on the circle. Historical perspectives will be incorporated into the project lesson.	NGBR, Acacia 5-6	Mary Cavaioi
8:00am-9:00am	<b>Compositional Secrets of Raphael – A Visual Analysis</b>	All	Learn about the great Renaissance master Raphael Sanzio and the secrets behind his famous masterpieces through visual analysis. This presentation will focus on the understanding of the artist's style, his art education as well as his famed painting techniques and compositional design as related to today's teaching.	NGBR, Royal Palm 6	David Chang
8:00am-10:00am	<b>The Visual Journal</b> 2-hour hands-on workshop \$ No. 205	All	Explore the creative possibilities of a Visual Journal in this mixed media workshop as a place to record, explore, reflect, and express. Experiment with a variety of media, techniques, and concepts as you merge the image with the word. A workshop to presented by the Journal Fodder Junkies.	NGBR, Orchid 4	Journal Fodder Junkies
8:30am-1:00pm	<b>Commercial Exhibit Hall</b>		Commercial Exhibit Hall is open from 8:30am-1:00pm and 2:15pm-4:30pm.		
9:00am-12:00pm	<b>Monoprint Lab - Printing without a Press</b> 3-hour hands-on workshop \$ No. 251 	ES, MS, HS	Learn a lot of techniques as we make monoprints and monotypes in this FUN workshop! Suitable for all levels. Use water-based inks and inexpensive materials to create lovely prints!	Toni Stabile Classrooms @ The Baker Museum, Classroom	Kymerly Moreland-Garnett
9:00am-12:00pm	<b>Abstract Kinetic Relief Sculpture</b> 3-hour hands-on workshop \$ No. 254	All	Discover the joy of Kinetic relief sculptures. In this workshop, we will use cardboard, paper pulp and joint compound to create abstracted relief sculptures. Participants will create personally significant relief sculptures with a kinetic element. Objects will be spinning, swinging, and springing from a background relief surface. Materials and handouts will be provided. Bring an object for your model. Examples: images, shells, sticks, feathers. No larger than 2 inches.	NGBR, Mangrove 1-2	Latonya Hicks
9:00am-12:00pm	<b>Stepping Out with Rococo Shoes!</b> 3-hour hands-on workshop \$ No. 253	MS, HS	Recycle corrugated cardboard into exciting three dimensional shoes that students will love creating because of their interest in fabulous footwear! Use fabric, assorted trims, lace, jewels, buttons, and acrylic paint to fashion a project that will engage middle school students from beginning to end. Make important career connections to the world of fashion design through this project. Walk away with a finished project as a sample and a lesson plan to take home for immediate use!	NGBR, Orchid 3	Judith Evans

FRIDAY

# SCHEDULE

(Subject to change)

## KEY

ES = Elementary School      MS = Middle School      HS = High School  
 C/U = College/University      M = Museums      A/S = Administration/Supervisors  
 (\$) = Additional Fee      NGBR = Naples Grande Beach Resort

## Friday, October 7, 2016

Time	Title	Audience	Description	Location	Presenter(s)
9:00am-12:00pm	<b>Art Supervisors' Meeting</b>		During the Supervision/Administration Division Meeting, art supervisors from across the state of Florida will have the opportunity to hear FAEA and legislative updates, discuss the status of their arts education programs and share their district's developments on current educational topics.	NGBR, Acacia 2-3	Edrick Rhodes
9:00am-11:00am	<b>The Power of the Dot</b> 2-hour hands-on workshop \$ No. 275 🚗	ES, MS	Participants will immerse themselves in a comprehensive, multi-disciplinary printmaking lesson based on NGSSS. The lesson will include references to newspaper production, Seurat, Pointillism, technology, and silk-screening. Attendees will create two versions of one image: pointillism painting and a silk-screened reproduction. This lesson is designed for upper elementary, however it can easily be adapted to other grade levels and adapted to other grade levels and abilities.	Toni Stabile Classrooms @ The Baker Museum, Lecture Hall	Lucy Hertz, Tracey Asby
9:15am-10:15am	<b>Three-Dimensional Art Around the World</b>	ES	Learn about 3D art projects from around the world. Chinese dragons, Oaxacan animals, Ndebele dolls and Native American totem poles help students learn about different cultures while creating their own sculptures.	NGBR, Royal Palm 7	Allyson Barner
9:15am-10:15am	<b>100+ Years of Wisdom for Novice Art Teachers</b>	ES, MS, HS	This encore presentation is for beginning art teachers and will present a roundtable discussion with veteran retired art teachers. Handouts will consist of tried-and-true lesson plans from retired teachers, helpful websites, ideas for substitutes and classroom management.	NGBR, Acacia 4	William Chiodo
9:15am-10:15am	<b>Building Leaders Through Artful Thinking</b>	All	Explore how students used Design Thinking to connect with leaders in their community including the mayor, city planners, land developers, and the Parks and Recreation supervisor.	NGBR, Royal Palm 8	Beth Dobberstein
9:15am-10:15am	<b>Practice What We Teach</b>	All	Become a practicing artist while teaching, participants will learn the methods of artistic confidence, establishment of value, effective photography of artworks, and professional portfolio.	NGBR, Royal Palm 6	David Chang
10:30am-12:30pm	<b>Colorful Reduction Clay Prints</b> 2-hour hands-on workshop \$ No. 210	All	Reduction printmaking creates multicolor prints using one printing block. Use simple craft foam and learn how to change underglazes to create an 'ink' that will print onto moist clay. Learn about the process of reduction prints and how to create ceramic printing inks from commercial underglazes to translate conventional printmaking techniques to ceramics.	NGBR, Orchid 4	Kathy Skaggs
10:30am-11:30am	<b>NAEA School for Art Leaders...what's it all about</b>	All	Based on NAEA's School for Art Leaders models, attendees will attain leadership tools to expand arts in their professional community, deepen strategic planning, and engage professional service. This presentation will encourage attendees to not only listen, but follow through with a call for action in art education leadership.	NGBR, Acacia 4	Glenda Lubiner
10:30am-12:30pm	<b>Digital Painting with a BIG Twist</b> 2-hour hands-on workshop \$ No. 201 🚗	MS, HS, C/U	Do you want to create a painting without the mess? Find out about those cool brush sets buried in Photoshop and what you can do with them. This hands on workshop will guide you through a simple process using the wet media brushes in Photoshop to create a beautiful watercolor painting. Using multiple layers, we will show you how to create a finished painting from a simple sketch. Some basic Photoshop knowledge is required.	Toni Stabile Classrooms @ The Baker Museum, Computer Lab	Theodore LoCascio, Eileen Lacobucci

FRIDAY

# Friday, October 7, 2016

Time	Title	Audience	Description	Location	Presenter(s)
10:30am-12:30pm	<b>Paint-Trailed Journals</b> Product demonstration \$ No. 207	ES, MS, HS	Participants in this Blick Art Materials workshop will use squeeze bottles to "trail" paint onto vibrant felt, then create a symmetrical print with a nod to the textile-inspired designs of Henri Matisse. Wrap the finished piece around a sketchbook (provided) and enjoy your paint-trailed journal!	NGBR, Banyan 1-2	Julie Swanson Davis
10:30am-11:30am	<b>How We Overcame Aversion/Addiction to Technology</b>	ES	Two seasoned art teachers begin new things from uniquely different perspectives. See how both made their programs richer by finding a common middle ground for technology's use in the classroom.	NGBR, Royal Palm 8	Christie Berrier, Kamela Lambert
10:30am-12:30pm	<b>Klimt Golden Phase - Mastery!</b> 2-hour hands-on workshop \$ No. 209	HS	Gustav Klimt's Extravaganza - Create a scratch board with a "twist" based on Gustav Klimt's Golden Phase. Multi-level lesson. HS Focus. Images will be provided or participants may bring a printed selfie for more personal results. Black and white is OK.	NGBR, Acacia 5-6	Marcia Reybitz
10:30am-12:30pm	<b>Discover Process</b> 2-hour hands-on workshop \$ No. 208	ES, MS, HS, C/U, Mus.	Are you ready to embark on a personal voyage of discovery? The purpose of this 2D workshop is to introduce participants to process learning in the visual arts where the focus is on the creative process. The participant will employ information literacy skills, problem-solving skills, and engage in painting, drawing, and collage skills to strengthen their ability to process information and create personal meaning.	NGBR, Cypress	Susan Feliciano
10:30am-11:30am	<b>Integrating Explorations in Art into your Curriculum</b> Product demonstration	All	This is a complimentary Professional Development Session offering a digital overview of Davis K-12 components. Workshop is open to all teachers and art supervisors who have adopted Davis Digital, those who may still be considering adoption, and those who are just curious and would like to learn more about all that Davis Publications has to offer the art educator in the 21st Century.	NGBR, Royal Palm 6	Cindy Walker
10:30am-11:30am	<b>Elementary Weavers</b>	ES	The presenter will share samples of a variety of weaving activities, including ideas for a variety of choices of materials and finishing techniques. Additional information will include activities for learning weaving vocabulary with connections between modern words and words that stem from weaving origins.	NGBR, Royal Palm 7	Pam Brown
10:30am-12:30pm	<b>Ready, Set, Draw: A Game to Spark the Imagination</b> 2-hour hands-on workshop \$ No. 230	ES	Make and play a simple drawing game to explore creative ideas. Translate one of your drawings into a finished painting using a view finder technique.	NGBR, Hibiscus	Jan Briggs
11:45am-12:45pm	<b>Incorporating Marzano's 9 High Yield Strategies in the Art Room</b>	ES, MS, HS	Through a simple and easy change in practice by setting up your artwork differently and using stamps, you can incorporate the majority of Marzano's High Yield Strategies in the Art Room.	NGBR, Royal Palm 8	Christie Berrier
11:45am-12:45pm	<b>A Way With Words</b>	All	Four lessons dealing with words covering 2D and 3D media. Lessons are adaptable from elementary to high school level.	NGBR, Royal Palm 7	Christine Schebilski
11:45am-12:45pm	<b>Community Outreach: Bridging the Gap between Museums and the Public</b>	Mus.	This presentation will address the topic of community partnerships and outreach programs within art museums. Information will include an overview of the benefits that result from museum community partnerships and outreach programs as well as highlights of programs from Florida art museums and ways for a museum to start a community partnership.	NGBR, Acacia 4	Kiersten Lampe, Stephanie Jackson

FRIDAY

# SCHEDULE

(Subject to change)

## KEY

ES = Elementary School      MS = Middle School      HS = High School  
 C/U = College/University      M = Museums      A/S = Administration/Supervisors  
 (\$) = Additional Fee      NGBR = Naples Grande Beach Resort

## Friday, October 7, 2016

Time	Title	Audience	Description	Location	Presenter(s)
11:45am-12:45pm	<b>Everything You Wanted to Know About Using an iPad in Art (But Were Afraid to Ask!)</b>	All	This engaging presentation is based on Jonathan's five years of experience working with teachers who use iPads for curriculum delivery, daily tasks, and other creative endeavors. Additionally, he will share his experiences from five years of working with teachers who utilize iPad Art Labs (1:1) to instruct students in learning about and making art. Questions from iPad beginners to experts are highly encouraged!	NGBR, Royal Palm 6	Jonathan Ogle
1:00pm-2:15pm	<b>Elementary School Division Meeting</b>		Meeting for all FAEA members representing the elementary school division.	NGBR, Royal Palm 6	Steven Miller
1:00pm-2:15pm	<b>Middle School Division Meeting</b>		Meeting for all FAEA members representing the middle school division.	NGBR, Royal Palm 7	Glenda Lubiner
1:00pm-2:15pm	<b>High School Division Meeting</b>		Meeting for all FAEA members representing the high school division.	NGBR, Royal Palm 8	Katie Avra
1:00pm-2:15pm	<b>Higher Education Division Meeting</b>		Meeting for all FAEA members representing the higher education division.	NGBR, Acacia 4	Sara Scott Shields, PhD
1:00pm-2:15pm	<b>Museum Division Meeting</b>		Meeting for all FAEA members representing the museum education division.	NGBR, Acacia 5-6	Jaclyn Gallagher
1:00pm-2:15pm	<b>Retirees Group Meeting</b>		Meeting for all retired FAEA members. Stay current with ongoing projects, reconnect with art educator friends, and take-away new ideas.	NGBR, Acacia 2-3	Bill Chiodo
2:15pm-4:30pm	<b>Commercial Exhibit Hall</b>		Commercial Exhibit Hall is open from 8:30am-1:00pm and 2:15pm-4:30pm.		
2:30pm-4:30pm	<b>Personally Symbolic Timeline</b> 2-hour hands-on workshop \$ No. 214	ES, MS, HS	A great beginning art project for all beginning classes! This project is a non-objective mixed media artwork created on a strip of watercolor paper. Students use color, line, shape, texture, and value to create non-objective symbols that represent feelings and emotions in relationship to their experiences of their lives. And when everyone's strip is finished we weave them together to form a large community art weaving!	NGBR, Hibiscus	Betsy Haskins
2:30pm-4:30pm	<b>Inkless Tessellation Prints</b> Product demonstration \$ No. 212	MS HS C/U	Think printmaking requires ink? Think again! Beginning with a simple technique for making tessellating tiles, this Blick Art Materials workshop will teach you how to use transparent etched film and water soluble crayons to make repeating patterns that are inkless, imperfect, and intriguing!	NGBR, Banyan 1-2	Julie Swanson Davis
2:30pm-4:30pm	<b>Integrating Science</b> 2-hour hands-on workshop \$ No. 206	ES	Participants will learn how to integrate Science with Visual Art in the Visual Art Classroom. Each participant will produce his/her own botanical illustration by breaking down a real plant exposing, the roots and other parts of the plant.	NGBR, Orchid 3	Anthony Sznakowski
2:30pm-4:30pm	<b>Amazing Faces</b> 2-hour hands-on workshop \$ No. 213	ES, MS, HS	Participants will be presented with two separate lesson plans that demonstrate creative techniques in the development of portraiture. This workshop will offer techniques in using both movable chains as well as painting techniques to create unique characterization. Pablo Picasso will be used as a reference source as well as French caricature designers. Materials will be provided and each attendee will take home two projects that they created in the workshop.	NGBR, Cypress	Debra Cline, Melissa Aldan

FRIDAY

# Friday, October 7, 2016

Time	Title	Audience	Description	Location	Presenter(s)
2:30pm-4:30pm	<b>K12 Student Assessment and Virtual Art Exhibition Adjudication Training</b> \$ No. 216 🚗	ES, MS, HS, A/S	Learn the adjudication process used to assess the FAEA K12 Student Assessment and Virtual Art Exhibition. Practice using the FAEA rubrics, see exemplars for each score and be ready to be an adjudicator for the 2017 exhibition.	Toni Stabile Classrooms @ The Baker Museum, Lecture Hall	Susan Castleman
2:30pm-4:30pm	<b>Science and Art in the Classroom</b> 2-hour hands-on workshop \$ No. 211	MS, HS	Explore inactive notebooks in science and art as creative, artistic action and expression. Presenters share examples of creativity, techniques, processes and comprehension in science and art. Hands on demonstration using science and art lessons.	NGBR, Orchid 4	Glendia Cooper, Mary Maddox
2:30pm-4:30pm	<b>Foiled Again!!!</b> 2-hour hands-on workshop \$ No. 217 🚗	All	"Foiled Again!!!" (ALL) using foil and recycled materials, participants will create their own interpretation based on the work of Alberto Giacometti's human figures. If time permits, more information on project based learning will be shared.	Toni Stabile Classrooms @ The Baker Museum, Classroom	Mary Cavaioi
2:30pm-4:30pm	<b>Surface Decoration with Mayco Designer Silkscreens and Designer Stencils</b> Product demonstration \$ No. 215	All	Using complimentary designs for a colorful, blooming project, you will be screen printing Mayco Designer Silkscreens, adding texture with SG-501 Sculpting Medium and Designer Stencils, while adding Stroke & Coat® glazes for pops of color directly onto bisque for this "Bloom Tile" project. Join our Mayco Representative to learn helpful hints and tips about the popular Designer Silkscreens while learning of new techniques with Designer Stencils.	NGBR, Mangrove 1-2	Todd Hickerson
2:30pm-4:30pm	<b>Districts Assembly Meeting</b>		A chance for representatives from local art teacher/ educator associations to get together.	NGBR, Acacia 2-3	Britt Feingold
2:30pm-4:30pm	<b>Sculpture I, II, III, AP: Scaffolding Design Problems in 3D Art</b> 2-hour hands-on workshop \$ No. 276	HS	Expanding on a session from last year's conference, participants will receive example lessons, rubrics and PPTs that demonstrate introductory vocabulary and concepts and techniques from sculpture I and II. Examples of AP 3D concentration work that grew out of the design problems and techniques taught in levels I and II. Two hands-on activities included.	NGBR, Acacia 5-6	Barbara Davis
5:00pm-6:15pm	<b>General Session 2</b>		The second general session will feature artist Evelyn Rosenberg .	NGBR, Royal Palm 6-8 & EC	
7:00pm-9:00pm	<b>Welcome Reception</b> 🚗		Welcome Reception sponsored by Ringling College of Art and Design.	Naples Art Association The von Liebig Art Center	
9:30pm-11:00pm	<b>Artist Bazaar and Open Studio</b>		The Artist Bazaar is an event for FAEA members and local associations to sell their artistic creations. A simultaneous open studio where FAEA is partnering with Empty Bowls Naples. During this event FAEA members will be painting pottery for Empty Bowls 2016 which raises money for the Harry Chapin Warehouse. Donate your talents and reserve a bowl to paint!	NGBR	

FRIDAY

# 1..2..3D ART IN REAL DIMENSIONS



*“Attending FAEA’s annual conference gives our teachers an opportunity to develop and refresh their skills and keep up with best practices in the field of art education. This conference also gives teaching artists an opportunity to network with other artists from around the state and grow professionally.”*

*—Tony Sznakowski, Duval County Public Schools  
Elementary Visual Arts Specialist*

SATURDAY

## SCHEDULE

(Subject to change)

### Saturday, October 8, 2016

KEY		
ES = Elementary School	MS = Middle School	HS = High School
C/U = College/University	M = Museums	A/S = Administration/Supervisors
(\$) = Additional Fee	NGBR = Naples Grande Beach Resort	

Time	Title	Audience	Description	Location	Presenter(s)
7:30am-4:30pm	<b>Registration Open</b>				
7:30am-8:30am	<b>FAEA Awards Breakfast \$</b>		Join us as we honor this year’s FAEA award winners. Limited tickets available for purchase.	NGBR, Vista Ballroom	
8:30am-1:30pm	<b>Commercial Exhibit Hall</b>		Commercial Exhibit Hall open from 8:30am-1:30pm with 1.5 hours of dedicated exhibit time to start the morning.		
9:45am-10:45am	<b>Telling Tales Through Artful Trails</b>	All	Through poetry, music, and art-making the students shared their stories. Lend your ear to learn more about the legendary partnership between an elementary art class, a local museum and the National Gallery of Art-Smithsonian who traveled together through a visual literacy journey.	NGBR, Royal Palm 6	Beth Dobberstein
9:45am-10:45am	<b>Filming Our Learning Lives: A Visual Research Project with Teens</b>	MS, HS, C/U	The presentation will discuss how film and other visual media may help teens identify and speak about the role of informal learning in their lives and will share a selection of the films created by the teens. Finally, the presentation will ask to what extent visual media production can become a form of civic engagement for disaffected youth.	NGBR, Royal Palm 7	Rachel Fendler
9:45am-10:45am	<b>How to Utilize the Florida Fine Arts Report</b>	All	This discussion based session will review how to access the information reported in the Florida Fine Arts Report from the Florida Department of Education and attendees will discuss multiple strategies for application at the local and state level.	NGBR, Royal Palm 8	Kathleen Sanz

# Saturday, October 8, 2016

Time	Title	Audience	Description	Location	Presenter(s)
10:00am-12:00pm	<b>“One-A-Day” Breadths: One Class Period Lessons For AP 2-D and Drawing</b> 2-hour hands-on workshop \$ No. 301	HS	Keeping the AP student motivated all year can be challenging, changing their “routine” helps keep them fresh! I use several “one-day” lessons, throughout the year that force the student to be more spontaneous and quick in problem solving- often producing very creative results. The lessons are embellished later, and used in the Breadth section of their exam. Workshop participants will experiment with many of these lessons. Hand-outs of all of the lessons will be provided.	NGBR, Acacia 2-3	Paula Ferrell
10:00am-12:00pm	<b>African Ndebele Dolls</b> 2-hour hands-on workshop \$ No. 305	All	African Ndebele dolls depict personal journeys, experiences, and monumental moments in one’s life. Create your own Ndebele dolls using water bottles, fabric, and baubles. This uniquely personal project can be adapted to grade levels 5-12 and is a favorite for students and workshop attendees!	NGBR, Cypress	Joanna Davis-Lanum
10:00am-12:00pm	<b>Romare Bearden Collage and Jazz</b> 2-hour hands-on workshop \$ No. 306	All	In this workshop participants will explore the art of African American artist Romare Bearden and the Harlem Renaissance. We will learn about his connection to jazz and his symbolic representations of the African American experience. We will create jazz inspired paintings and use them to create collages in the style of Romare Bearden. We will also use magazines and participants are encouraged to bring magazines or photographs to use in their collages.	NGBR, Hibiscus	Colleen Schmidt
10:00am-12:00pm	<b>Mixed Metal Point Drawing with Permancy</b> 2-hour hands-on workshop \$ No. 303	HS	In this workshop, the participant will choose the method of development of imagery (life objects observation, magazines, or imagination) and transform pregressoed Masonite into a finished drawing using choice of medium silverpoint or varied recycled metal points.	NGBR, Acacia 5-6	Julie Orsini Shakher
10:00am-12:00pm	<b>The Power of the Dot</b> 2-hour hands-on workshop \$ No. 302	ES, MS	Participants will immerse themselves in a comprehensive, multi-disciplinary printmaking lesson based on NGSSS. The lesson will include references to newspaper production, Seurat, Pointillism, technology, and silk-screening. Attendees will create two versions of one image: pointillism painting and a silk-screened reproduction. This lesson is designed for upper elementary, however it can easily be adapted to other grade levels and adapted to other grade levels and abilities.	NGBR, Acacia 4	Lucy Hertz, Tracey Asby
10:00am-1:00pm	<b>The Zen and Art of Motorcycle Maintenance</b> 3-hour hands-on workshop \$ No. 352 🚗	HS, C/U, Mus.	This workshop introduces participants to a new philosophical approach to studio based work at the AP and IB level. The workshop includes “how we know what we know” and how this awareness fosters personal creativity. Presentation of the book, Zen and Art of Motorcycle Maintenance, along with a hands-on session creating art with watercolor + pen/ink.	Barron G. Collier High School, Studio 2	Jackie Henson-Dacey
10:00am-12:00pm	<b>Newspaper Relief</b> 2-hour hands-on workshop \$ No. 325	ES, MS, HS	Participants will create a textured, relief image using newspaper or other re-usable papers. Paper twists and other paper manipulation techniques will be explored while creating the images on cardboard surfaces. Images may be created individually or as a group project. Final images may be painted and embellished. This technique is very budget friendly with stunning results!	NGBR, Mangrove 1-2	Tasha Strigle
10:00am-1:00pm	<b>Altered Book: A Mixed Media Creative Spill</b> 3-hour hands-on workshop \$ No. 353 🚗	MS, HS, C/U, Mus.	Join us on a creative spill adventure and learn general mixed media techniques to create an altered book/ art journal. Incorporate painting, printmaking, We'll be journaling, doodling, and using found objects to decorate unique spreads that will speak for themselves. Bring a hardcover book, photocopies of your favorite images and an open mind.	Barron G. Collier High School, Studio 3	Maria Patino

SATURDAY

# SCHEDULE

(Subject to change)

## KEY

ES = Elementary School      MS = Middle School      HS = High School  
 C/U = College/University      M = Museums      A/S = Administration/Supervisors  
 (\$) = Additional Fee      NGBR = Naples Grande Beach Resort

## Saturday, October 8, 2016

Time	Title	Audience	Description	Location	Presenter(s)
10:00am-1:00pm	<b>Sight-Size Drawing</b> 3-hour hands-on workshop \$ No. 351 🚗	All	Discover the classical drawing concepts and techniques using the sight-size methods. Participants will learn innovative teaching methods for various age levels and create a drawing employing methods experienced in this session. Materials and a handout will be provided.	Barron G. Collier High School, Studio 1	David Chang
10:00am-12:00pm	<b>Intuitive Composition</b> Product demonstration \$ No. 304		Using a new approach to scratch drawing utilizing wet paint and resistant mediums like beeswax crayons, students can develop an innate sense of design, form and shape by developing a "patchwork" of related and very colorful images.	NGBR, Banyan 1-2	
10:00am-12:00pm	<b>Metal Patination with Evelyn Rosenberg</b> 2-hour hands-on workshop \$ No. 307	All	A hands-on metal patination workshop presented by Evelyn Rosenberg.	NGBR, Vista Terrace	
10:00am-12:00pm	<b>STEAM Session</b> 2-hour hands-on workshop \$ No. 332	ES, MS, HS	A is for Art, and for the advantages the students receive when the arts are integrated throughout the curriculum. Through this workshop, participants will be introduced to research-based strategies to integrate art and science. Participants will explore techniques and strategies through hands-on experiences that encourage creativity and discovery while learning about the different states of matter and their physical characteristics.	NGBR, Orchid 4	Rosa Ansoleaga
11:00am-12:00pm	<b>Cracking Crystals!</b>	ES	Mixing Science and Art is fun! Students learn about rocks and minerals throughout the school year and I decided to do a lesson on geodes and what they are! Students use watercolor techniques to create the concentric gradation layers of the inside of a geode! Students are also able to crack their own geode and keep the beautiful crystals they find inside!	NGBR, Orchid 3	Britt Feingold
11:00am-12:00pm	<b>Let's Get Collaborative! Museum Collaboration Techniques in the Classroom.</b>	ES, MS, HS, C/U, Mus., A/S, All	A group of Florida State University Art Museum Education and Visitor-Centered Exhibitions students will be discussing how a collaborative exhibition process can be applied to secondary art education. The students will use their own experiences collaborating on a Gina Phillips art exhibition to impact their ideas on how this process would be beneficial to share their ideas. Ultimately, this presentation is about the intersections of student collaboration and curatorial experiences.	NGBR, Royal Palm 8	Morgan Szymanski, Jessie Spraggins Rochford, John Boda, Anthony Woodruff
11:00am-12:00pm	<b>Activating Museums: How to Use Museums and Other Cultural Institutions as a Resource for Your Classroom</b>	ES, MS, HS	In this session we will discuss various ways in which museums and other institutions can help art teachers, from field trips, lesson plans, or even professional development.	NGBR, Royal Palm 6	Jaclyn Gallagher
11:00am-12:00pm	<b>Walking Our Desire Paths: Pre-service Art Teachers' Reflections on Teaching and Learning</b>	All	This presentation shares MS Art Education students' experiences from their first semester as pre-service art education teachers. In a classroom context, they reflected on teaching and learning processes using the metaphor of the 'desire path', ultimately creating ephemeral sculptures across campus and a walking tour. The presentation will share the written, visual and audiovisual results of this inquiry to expand on the relationship between desire and teaching and learning.	NGBR, Royal Palm 7	Rachel Fendler, Caitlin Ward, Leanna Arroyo, Logan Pattyson, Elizabeth Puckett
11:30am-1:00pm	<b>Past President's Luncheon</b>		FAEA Past President's Luncheon	NGBR, Lobby	

SATURDAY



SAVE THE DATE!

March 2-4, 2017 | New York, NY

[www.arteducators.org](http://www.arteducators.org)

Connect with 6,000+  
Art Educators!



**FAEA IS GOING GREEN!**

In an effort to be eco-friendly, FAEA is now using badge holders made from recycled materials. Be on the look out for recycle boxes for your badge holders at the conclusion of this year's annual conference. We encourage all attendees to drop items in the boxes and let FAEA handle the recycling. Thank you for keeping our association eco-friendly.

1.2...3D  
ART IN  
REAL  
DIMENSIONS

64th Annual FAEA Conference: October 6-9, 2016

1740 state road 436 • winter park, florida 32792  
phone 407.679.4700 • toll free 1.800.769.0946

ASOF

art systems of florida  
aea specials 2016



*pentalic sketch*  
hardbound & wirebound  
4x6in \$2.15

5.5x8in \$3.79  
8.5x11in \$5.85

*black silver*  
short handle &  
long handle brushes  
only \$1.65

**books**  
30% off quayside & random  
40% off northlight

*faber castell*  
premium children's  
art supplies  
40% off



*jack richeson*  
pottery toolkit  
only \$6.05



SATURDAY

# SCHEDULE

(Subject to change)

## KEY

ES = Elementary School      MS = Middle School      HS = High School  
 C/U = College/University      M = Museums      A/S = Administration/Supervisors  
 (\$) = Additional Fee      NGBR = Naples Grande Beach Resort

## Saturday, October 8, 2016

Time	Title	Audience	Description	Location	Presenter(s)
12:15pm-1:15pm	<b>Kinetic Pointillism in the Classroom: Exploring Progression and Encouraging Experimentation</b> Product demonstration	MS HS C/U Mus. A/S All	"Kinetic Pointillism" is defined and explored with numerous examples, and teachers are shown how to use the style to introduce the concept of artistic "progression".	NGBR, Royal Palm 6	Robert Ottesen
12:15pm-1:15pm	<b>The Theory and Practice of Facilitating a Weekly Interactive Critique with High School Students</b>	ES, MS, HS, All	I will present the theory and practice of facilitating weekly interactive critiques based on the method developed by Dr. Tom Anderson (co-author of Art for Life 2005). As part of my presentation, audience members will examine and critique an artwork using the interactive critique method.	NGBR, Royal Palm 7	Joany Cabrera
12:15pm-1:15pm	<b>Masters and Doctoral Degrees in Art Education: A Panel of Options in Florida</b>	All	Have you ever considered earning a Masters or Doctoral degree in art education as a way to expand your professional knowledge, earn a pay raise, or to pursue additional career opportunities? During this panel presentation, faculty members from various Universities share information about graduate art education programs in Florida. Panelists include faculty representatives from FAU, FIU, FSU, UCF, and UF.	NGBR, Royal Palm 8	Sara Shields, Susannah Brown, Bonnie Bernau, Jeffrey Broome, Rachel Fendler, Michelle Tillander
12:30pm-2:30pm	<b>Graphite DreamScapes: Introducing Students to Cuban Art, Culture, and Identity through the Work of Cuban American Artist, Glexis Novoa.</b> 2-hour hands-on workshop \$ No. 309	ES, MS, HS	This workshop will help you to introduce your students to Cuban American Artist, Glexis Novoa. Using a 6B Pencil and recycled wood, you will create a surrealistic style landscape that reflects your beliefs, dreams, political ideas and insecurities. This lesson can be used on all levels to teach value, composition, and perspective while encouraging students to explore their own beliefs and dreams.	NGBR, Orchid 4	Catherine Rivera
12:30pm-2:30pm	<b>If This Painting Could Talk</b> 2-hour hands-on workshop \$ No. 308	ES, MS, HS	Learn how to make art history fun by integrating fun technology to motivate students to research artists and artworks. I'll share my lesson where students research famous paintings and then share their knowledge by creating a chatterpix video that brings the artwork to life. Attendees will need to bring their own iPad and download chatterpix kids (free app) prior to mini studio session.	NGBR, Acacia 4	Jennifer Bergendahl
12:30pm-2:30pm	<b>Amate Bark Painting: Working with Composition</b> 2-hour hands-on workshop \$ No. 333 🚗	ES	Come learn about Amate Bark Painting. In this workshop, teachers will learn techniques to create a composition illustrating traditional Mexican imagery using acrylic and tempera paint. Your students will gain an understanding of traditional Amate bark paintings and create an inspired artwork. Teachers will create a pleasing composition and learn where these ancient symbols come from and how they have inspired artisans from central Mexico.	Toni Stabile Classrooms @ The Baker Museum, Lecture Hall	Nadia Earl
12:30pm-2:30pm	<b>Tie Dye is Not Just for Hippies: Teaching the Art of Shibori</b> 2-hour hands-on workshop \$ No. 310	MS, HS	Hands on workshop! Japanese Shibori originated in the 8th century and is very popular in textiles today. Participants will learn a range of techniques that involve folding, stitching, and binding the cloth before dyeing to create geometric and organic patterns. Fabric will be provided, but you are welcomed to bring a cotton or linen item from home to dye, too!	NGBR, Banyan 1-2	Heather Hagy
12:30pm-2:30pm	<b>Head over Heels: Conceptualizing and Creating your Shoes</b> 2-hour hands-on workshop \$ No. 330	All	Design and create a unique and perhaps wearable objet d' art from a pair of your vintage shoes. Teachers will view a PowerPoint Presentation on historical and contemporary shoe design and then create a shoe based upon the work of a famous artist or other theme.	NGBR, Hibiscus	Marlene Kohn, Marilyn Traeger

SATURDAY

# Saturday, October 8, 2016

Time	Title	Audience	Description	Location	Presenter(s)
12:30pm-2:30pm	<b>Create a Book of Sensory Drawings</b> 2-hour hands-on workshop \$ No. 313	ES, MS, HS	Participants will create a book of drawings based on the individual senses. This workshop is for any art teacher who wants to try his or her hand at drawing in a different way.	NGBR, Mangrove 1-2	Craig Roland
12:30pm-2:30pm	<b>Cool Cotton Yarn Sculptures</b> 2-hour hands-on workshop \$ No. 315 🚗	ES, MS	This session will introduce participants to the works of Italian artist Bendetta Mori Ubaldini. Participants will create magical hollow animal sculpture made using just a simple cotton yarn ball or multiple ones using a variety of colors creating a mystical character.	Toni Stabile Classrooms @ The Baker Museum, Classroom	Aliana Ochoa
12:30pm-2:30pm	<b>Chinese Dragon Kites</b> 2-hour hands-on workshop \$ No. 331	All	Participants will learn about the history, culture and applications of Chinese Kites. In this workshop you will also create a centipede/outrigger style dragon kite. Lesson plans, worksheets and links to online games and quizzes will be included in this session.	NGBR, Orchid 3	Beverly Williams
12:30pm-5:00pm	<b>Empty Bowls Open Studio</b>		Empty Bowls Naples. Join artist from around the state in painting ceramic bowls to support the Harry Chapin Food Bank. Participants are free to come and go as they like between 12:30 and 5 pm.	NGBR, Acacia 5-6	Betsy Dawson, Kathy Anderson
1:30pm-2:30pm	<b>Measure by Color™</b> Product demonstration	All	Make learning how to use a ruler fun with the Measure by Color(TM) Ruler! A re-envisioned, easy to understand ruler that makes measuring visual. Come learn how art and math combine to help all students be successful at measuring.	NGBR, Royal Palm 6	Gretchen McCormick
1:30pm-2:30pm	<b>The Holocaust Project: Using Analytic Art Criticism to Examine Social Justice Issues</b>	All	This presentation explores the applicability of analytic art criticism strategies as fundamental tools used not just for the study of art, but also as a springboard for fostering critical thinking toward social justice issues. After a brief introduction to an analytic art criticism method appropriate for K-12 classrooms, attendees are invited to participate in an interactive critique on works of art related to the subject of the Holocaust.	NGBR, Royal Palm 8	Jeffrey Broome
1:30pm-2:30pm	<b>Big Giveaway for New Art Teachers</b>		This event is for new teachers who have been teaching 3 years or less. Invitation is required to attend and can be requested at registration.	NGBR, Acacia 2-3	
1:30pm-2:30pm	<b>Design Inspiration: Where Designers “Shop” for Ideas</b>	HS	Have you ever wondered where elite designers get their inspiration? From nature to architecture, music and technology, the sources for creative inspiration are many and varied. Let FIDM reveal the visionary process behind product designs in fashion, interiors, print and graphics, automobiles, and more. This presentation will open your eyes to the secrets of creativity.	NGBR, Royal Palm 7	Amanda Conseur
2:00pm-5:00pm	<b>Frottage and the Art of Max Ernst</b> 3-hour hands-on workshop \$ No. 355 🚗	MS, HS	Using the first definition of the word Frottage, participants will practice the technique or process of taking a rubbing to create a surface for further art making. This workshop presents the work of Max Ernst and includes hands-on experimentation with multiple texture surface (some rubbings and some printmaking). The participants will create a diptych using a mixed media art production based on the Surreal manifesto.	Barron G. Collier High School, Studio 2	Jackie Henson-Dacey
2:00pm-5:00pm	<b>Vacuum Forming: Making Molds to Cast 3D Shapes</b> 3-hour hands-on workshop \$ No. 356 🚗	All	Participants will make a vacuum forming machine with simple materials from a home improvement store. They will then have an opportunity to work with the machine and make a mold from found objects. In the classroom, the mold could be used with various materials such as clay, paper, plaster or, chocolate!	Barron G. Collier High School, Studio 3	Pam Brown

**SATURDAY**

# SCHEDULE

(Subject to change)

**KEY**


ES = Elementary School      MS = Middle School      HS = High School  
 C/U = College/University      M = Museums      A/S = Administration/Supervisors  
 (\$) = Additional Fee      NGBR = Naples Grande Beach Resort

## Saturday, October 8, 2016

Time	Title	Audience	Description	Location	Presenter(s)
2:00pm-5:00pm	<b>Portrait Painting in Limited Palette</b> 3-hour hands-on workshop \$ No. 354 🚗	All	Learn to create a portrait painting in limited palette. This time-tested painting method has helped train numerous masters throughout the history of art. Participants will observe a demonstration and then produce a composition from a masterpiece. Materials and a colored handout will be provided.	Barron G. Collier High School, Studio 1	David Chang
2:45pm-3:45pm	<b>Enhancing Students Life Choices Through Practitioner Research</b>	ES, MS, HS	Practitioner research, that most art teachers utilize in their classrooms every day, will be explained to forum attendees and suggestions for ways to the results through publications will be provided. During practitioner research, the teacher/researcher(s) and participants co-construct knowledge as they work together to provide suggestions to address problems found in educational settings.	NGBR, Royal Palm 8	Sara Shields, Cindy Jesup, Fatemah Alazmi
2:45pm-3:45pm	<b>Art Museums of the World - at your Fingertips</b> Product demonstration	All	Davis Digital Images library houses a stunning variety of art forms from prestigious museums and galleries, showcasing artwork created across time and from cultures around the world. Forget randomly searching for images on the internet! With Davis Digital Images you can access the images you need, compare and contrast any two images, tag and create image slideshows, and download any image as a high-quality JPEG. Link to a test drive will be supplied to all attendees.	NGBR, Royal Palm 6	Cindy Walker

**SATURDAY**

## Open Studio and Empty Bowls



On October 7, FAEA is partnering with Empty Bowls Naples during the Artist Bazaar and again in an open studio on Saturday, October 8. During this event FAEA members will be painting pottery for Empty Bowls Naples 2017 which raises money for the Harry Chapin Food Bank. Each bowl is sold for \$15 which the food bank can turn into \$90 of food.

**Donate your talents and paint a bowl!**  
**Each bowl will be used in the Empty Bowls Naples fundraiser in January.**

**Friday, October 7** Royal Palms Foyer at 9:30-11:00pm

**Saturday, October 8** Acacia 5-6 from 12:30-5:00pm

# Saturday, October 8, 2016

Time	Title	Audience	Description	Location	Presenter(s)
2:45pm-3:45pm	<b>Contemporary Art: How to Help Students Interpret and Analyze the Art of our Time</b>	All	In this session, we will discuss ways in which educators can analyze and critique Contemporary Art with their students using the Feldman method and VTS to gain an understanding and appreciation for today's artistic movement.	NGBR, Royal Palm 7	Jaclyn Gallagher
3:00pm-5:00pm	<b>Ugly Doll Soft Sculpture</b> 2-hour hands-on workshop \$ No. 318	All	Quirky and delightful soft sculpture dolls come to life with needle, thread and stitches. Students make their own patterns and hand stitch a small Ugly Doll. Can easily adapt to all levels.	NGBR, Banyan 1-2	Michelle Crosby
3:00pm-5:00pm	<b>Trash/Tape Casting</b> 2-hour hands-on workshop \$ No. 322 🚗	ES, MS, HS	Using trash we make treasure. Learn how to take found objects and create interesting forms. In this lesson we look at Sea Coral and create cheap and fun sculptures. Work in a group and create collaboratively or work quietly to the side to create your tape casted sculpture.	Toni Stabile Classrooms @ The Baker Museum, Lecture Hall	Robert Sherry
3:00pm-5:00pm	<b>Mask Relief Sculptures: From Strips of Paper to Digital Applications</b> 2-hour hands-on workshop \$ No. 317	MS, HS	Mask relief sculptures are a great way to help students understand the transition from creating 2D artwork to 3D artwork. Please join us to learn and discuss the resources, materials, techniques, and procedures that will help your students create their own! During this workshop you will use a variety of papers cut into one inch strips that will be manipulated and attached to a base page. We will also discuss ways to use digital apps to view and enhance their final project.	NGBR, Orchid 4	Gary Jones
3:00pm-5:00pm	<b>Copics in the Classroom: An Exploration in Marker Art</b> Product demonstration \$ No. 321	MS, HS, C/U, Mus., A/S	Copic alcohol-based dye markers are ideal for ALL styles of art, design, illustration, and craft. In this workshop we'll explore all the need-to-knows for creating beautiful marker renderings. With the markers widely preferred by professional designers and illustrators, and hundreds of colors to choose from, students (and teachers) can add an exciting new medium to their art/design portfolios. Come find out why everyone is falling in love with "The Markers for Creative People."	NGBR, Mangrove 1-2	Thomas Atkinson
3:00pm-5:00pm	<b>Over Under = Creative Weavings</b> 2-hour hands-on workshop \$ No. 320	ES	This hands-on session will transform a simple weaving into a person or animal. After making a yarn weaving, participants will use recycled materials to turn the weaving into a figure or animal. Student examples will be shown. This weaving is appropriate for grades 3-5 and allows for many creative possibilities.	NGBR, Hibiscus	Donna Casanas
3:00pm-5:00pm	<b>Sculpture I, II, III, AP: Scaffolding Design Problems in 3 D Art</b> 2-hour hands-on workshop \$ No. 316	HS	Expanding on a session from last year's conference, participants will receive example lessons, rubrics and PPTs that demonstrate introductory vocabulary and concepts and techniques from sculpture I and II. Examples of AP 3D concentration work that grew out of the design problems and techniques taught in levels I and II. Two hands-on activities included.	NGBR, Acacia 4	Barbara Davis
3:00pm-5:00pm	<b>"Great First Impressions": A Clay Studio Event</b> 2-hour hands-on workshop \$ No. 323 🚗	MS, HS	Clay stamps and impression rollers are easy to make, fun to use, and can be combined to make very unique textural patterns on ceramic pottery and sculpture. In this workshop, participants will design and sculpt their own clay impression rollers and stamps, then use existing ones provided to apply to drape molded pottery (wall vases) or sculpture (masks or freeforms) of their choice. Tools, materials, and resources provided.	Toni Stabile Classrooms @ The Baker Museum, Classroom	Alan McKnight
3:00pm-4:00pm	<b>Get Involved: Emerging Art Leaders</b>	All	Do you want to be more involved, but don't know how to get started? FAEA's President-Elect will guide you through the various areas of involvement on a state level from presenting at conference to becoming a board member. Find your visual voice and become an emerging art leader for your profession today.	NGBR, Acacia 2-3	Lark Keeler

SATURDAY

# SCHEDULE

(Subject to change)

<b>KEY</b>		
ES = Elementary School	MS = Middle School	HS = High School
C/U = College/University	M = Museums	A/S = Administration/Supervisors
(\$) = Additional Fee	NGBR = Naples Grande Beach Resort	


## Saturday, October 8, 2016

Time	Title	Audience	Description	Location	Presenter(s)
3:00pm-5:00pm	<b>Sgraffito Tiles, Plates and More!</b>	ES, MS, HS	Learn how to create images and designs on functional ceramics with the Sgraffito technique. Make and take a tile that can be used as an example in your classroom. Learn what tools and materials work best for optimal ease for the students and outstanding results. The presentation will include simple and fast ways to make inexpensive tools for the whole class. Ceramics 2 and 3 artwork and lesson plans will be featured but lesson ideas for ages 9 and up will be discussed.	NGBR, Orchid 3	Shannon Furst
4:00pm-5:00pm	<b>Flipping Art Class in 5th Grade</b>	ES	Need more time in class? We will explore the concept of a flipped classroom and my experience flipping my 5th grade classroom to create more time for making better art!	NGBR, Royal Palm 7	Lindsay Waguespack
4:00pm-5:00pm	<b>Kids Don't Know About Social Justice: Planning, Developing, and Reflecting on an Art for Social Justice Summer Camp</b>	MS, HS, C/U	The session will be organized into three sections. The first will share details about how the program was planned and implemented. The second will be focused on sharing the products and projects the students engaged in. The third will provide session attendees with lesson plans, guidance, and suggestions for implementing a similar program in their own community.	NGBR, Royal Palm 8	Sara Shields, Ryan Robinson, Samantha Beauregard, Morgan Jackson, Victoria Munsell, Maddison Stevenson
4:00pm-5:00pm	<b>"Take a Walk in Our Shoes"- 3D Clay Sculpture</b>	MS, HS, C/U	This workshop will introduce methods of teaching an intermediate level clay sculpture to novice students. Participants will observe the process of a 3-D clay sneaker being built using templates and have the opportunity to view the finished product of student work.	NGBR, Royal Palm 6	Caroline Duran
7:00pm-11:00pm	<b>Artistically Built Clothing (ABC) Gala</b>		Celebrate the end of another successful conference. Limited number of tickets available for purchase.	NGBR, Vista Ballroom	

**SATURDAY**

A Special Thank you to Blick Art Materials  
for the  
2016 Conference Bags





<b>KEY</b>		
ES = Elementary School	MS = Middle School	HS = High School
C/U = College/University	M = Museums	A/S = Administration/Supervisors
(\$) = Additional Fee	NGBR = Naples Grande Beach Resort	

# SCHEDULE

(Subject to change)

## Sunday, October 9, 2016

Time	Title	Audience	Description	Location	Presenter(s)
8:45am-9:15am	<b>Registration Open</b>				
8:00am-11:00am	<b>Face It: Image Transfer on Clay</b> 3-hour hands-on workshop \$ No. 451	All	Are you looking for a fun clay project to do with your art students? Are you looking for a way to help the students who feel unsuccessful find a means of creating an image that is virtually foolproof? Are you interested in creating artwork that crosses disciplines? This workshop is designed to accomplish these goals! We will be transferring images to clay slabs and adding detail with clay tools to make a wall hanging.	NGBR, Hibiscus	Brian Moody
8:45am-10:45am	<b>The Power of Recycled Art</b> 2-hour hands-on workshop \$ No. 403	ES	Using recycled materials are not only easy on your budget, but can also be used to create expressive, reflective art pieces. In this presentation, teachers (students) are introduced to contemporary artist who use recycled materials to create and communicate powerful messages. Teach students to use materials they have access to on a daily basis in new ways! 3D & 2D concepts are introduced in this presentation.	NGBR, Acacia 5-6	Kristina Latraverse
8:45am-10:45am	<b>Just Can't Resist: Fun and Easy Watercolor Projects!</b> 2-hour hands-on workshop \$ No. 401	ES, MS, HS	In this standards based hands on workshop, participants will learn and utilize a variety of watercolor techniques while creating 5 mini versions of projects suitable for elementary through middle school. Each project can be completed in 1-2 classes. The complexity level can be altered to suit your students abilities. Complete Lesson Plans and Resources will be available on the FAEA Digital Conference site. Materials for all projects will be provided, just bring your imagination!	NGBR, Acacia 2-3	Linda Marie Robinson, Nylene Anderson
8:45am-10:45am	<b>QR CODES: Taking Your Art Shows to the Next Level and Beyond!</b> 2-hour hands-on workshop \$ No. 402	All	Museums across the country are ditching the hassle of rented headphones in favor of posting QR codes next to their artwork and allowing people to use their cell phones to listen to biographical, stylistic, and historical information. Learn a fast and easy way to help your students create their own QR codes and record supplemental information about their artwork, artist statements, and more.	NGBR, Acacia 4	Leslie Loughran
8:45am-10:45am	<b>Pop Art Clay - Thiebaud and Oldenberg Style</b> 2-hour hands-on workshop \$ No. 406	ES, MS, HS	We will make hot dogs, french fries, and pies from lowfire clay which will look real enough to eat this year. We have previously made cupcakes and slices of cake boxes in workshops at FAEA.	NGBR, Mangrove 1-2	Delta Jones, Tina Lonergan-Harris
8:45am-10:45am	<b>Creating Works of Art Using a Ballpoint Pen</b> 2-hour hands-on workshop \$ No. 404	MS, HS	The intent of this workshop is to show art teachers the different ways ballpoint pen can be used in art lessons. This is meant to be a hands-on workshop where teachers will be taken through some of the different options that are available with pens.	NGBR, Banyan 1-2	Gerald Obregon

**SUNDAY**

# ENTER TO WIN!

## FAEA Conference Raffle

Purchase a raffle ticket today for your chance to win fabulous prizes! This year's raffle format: there will be two tickets, Grand Prize tickets (green tickets- sold for \$5), and Winner's Circle tickets (blue tickets- sold 5 for \$5).

Participants will be able to choose the prize they want to play for by placing their ticket in the corresponding prize container. The winning ticket for each prize will be announced at the 2016 FAEA Gala: ABC: Artistically Built Clothing.

—Purchase tickets

- Grand Prizes (Green Tickets): \$5 each; \$20 for 5 tickets
- Winner's Circle (Blue Tickets): \$5 for 5 tickets; \$20 for 25 tickets

—Fill out the information on the tickets

—Choose your favorite prize category for your corresponding tickets (Grand Prizes vs. Winner's Circle Prizes, subject to change)

—Drop your tickets into the corresponding collection containers for prizes

**Winners will be announced at the 2016 Gala on Saturday, October 8, 2016.**

### Grand Prizes include:

- Signed and numbered, Wyland lithograph, Ocean Calling
- Disney—Four (4) 1-Day Park Passes (\$620 Value)
- Sunset World Vacation—Vacation Gift Certificate (\$600 Value)
- Kennedy Space Center—Four Admission Tickets (\$200 Value)
- Edgewater Beach & Golf Resort—Two Nights in a 1 Bedroom Unit
- Omni Jacksonville Hotel- One Night Stay (\$169 Value)
- Anthropologie- \$150 Gift Card with a Personal Styling Appointment
- Norton Museum of Art- One Supporter Membership (\$125)
- Chipotle—Dinner for Four (\$100 Value)
- Publix- \$100 Gift Card
- FAU—Four Tickets to the FAU vs. UTEP Game November 12, 2016
- Roger Dean Stadium—Two Miami Marlin's Spring Training Tickets

### Blue Ticket Prize Options:

- SunFest—Two Tickets Valued at \$47/each (\$94 Total)
- Otterbox—\$90 Gift Certificate
- Applebee's—Complimentary Lunch or Dinner for Two
- Total Wine—Wine Education Class for Four
- The Cheesecake Factory—(\$50 Gift Card)
- Museum of Discovery and Science—Two Tickets (\$28 Value)
- Marco Island Center for the Arts—Handmade Scarves (\$28 Value) (2 available)
- Guy Harvey Book—"Panama Paradise" (\$49.95 Value)
- Butterfly World—Two Admission Passes (\$53.90 Value)
- South Florida Science Center and Aquarium—Two Admission Passes (\$34 Value)
- Flamingo Gardens—Two Admission Passes (\$39.90)
- Improv Tickets—Two Tickets (\$70 Value)
- Miami Zoo—Four Complimentary Passes—(\$84.39)
- Tampa Bay Rays—Steve Geltz Autographed Baseball with Case
- Miami Dolphins—Bryon Maxwell Autographed Football
- Pollo Tropical—Catering Gift Certificate
- Shake Shack—(\$50 Gift Card)
- Loggerhead Marineland Center—Sea Turtle Adoption package (\$50 Value)
- Wonderworks—Two Tickets for General Admission (\$53 Value)
- Florida Aquarium, Tampa—Two General Admission Tickets (\$47 Value)
- University of Florida—\$25 Online Store Gift Certificate
- Tiny Print's—25 Gift Certificate (4 available)
- AMC Theatres—Two (2) Community Passes \$21 Value
- DMC Swag Basket
- FSU Gift Basket
- Boca Raton Museum of Art Basket
- FAU Gift Basket
- Flamingo Painting by Sarah LaPierre (provided by Kids Need More Art)
- WaWa Gift Bag

Rules and Regulations: Purchase 1 raffle ticket for entry into a drawing of your choice to win a great prize. Rules and Regulations Offered by the Florida Art Education Association, Inc (FAEA) 402 Office Plaza, Tallahassee, FL 32301. One prize per Raffle will be awarded. Participants select the prize drawing in which their ticket is to be included. The winning ticket for each prize will be selected at random. Winner need not be present to win. Prizes will be awarded at the FAEA Gala, Saturday, October 8, 2016 between 7:00pm - 11:00pm at the Naples Grande Beach Resort. General operating funds were used to purchase prizes and other prizes were donated. No purchase necessary. Minimum suggested donation of \$5 for this request. Mail self addressed, postage paid envelope with a letter requesting a raffle ticket to the FAEA office by September 20, 2016. A confirmation letter will be returned to you. Your ticket will be available for pick-up at the FAEA conference registration desk during hours of operation for the FAEA Annual Conference. Information available at [www.faea.org](http://www.faea.org). One ticket per request. Shipping charges are the responsibility of the winner. All taxes included in sale price of \$5 or \$1 depending on ticket selected.



# 2016 Member Virtual Exhibition



Join the FAEA Board of Directors and fellow members for the 2016 Member Virtual Exhibition and Reception brought to you by Davis. The event will take place at the Baker Museum in Naples, Florida from 8:00pm – 9:30pm on Thursday, October 6.

## Congratulations to the 2016 Winners!

Sandy Bachmann	Sally Miller
April Beckenhauer Pino	Gerald Obregon
Patricia Cummins	Catherine Rivera
Brenda Dalton	Anita Smith
Caroline Duran	Teresa Testa
Susan Foltz	Marilyn Traeger
Donna Haynes	

Please join us in thanking Davis Publications for their support of the Member Virtual Exhibition Reception. Show your appreciation and stop by their exhibit table to ask how they can help you.

## Prizes Provided By:

Amaco  
 American Educational Products  
 Blick Art Materials  
 Dade Art Educators Association  
 Gel Press by Polygel  
 Gelli Arts, LLC  
 Nasco  
 Pacon Corporation  
 Royal & Langnickel Brush  
 Sargent Art  
 School of the Art Institute of Chicago  
 Triarco Arts & Crafts  
 United Art & Education

## HOW TO'S

# MISHIMA WAX



Check out our website or visit us at [youtube.com/amacobrent](http://youtube.com/amacobrent) to see this video tutorial as well as many more.

  
 LESSON PLANS

  
 EVENTS

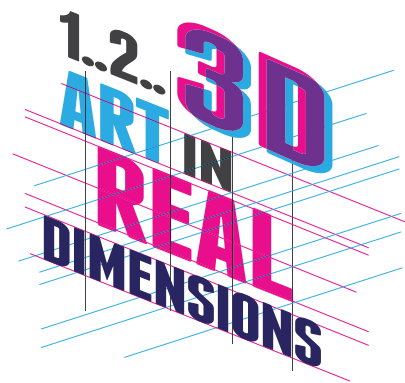
  
 LAYERING

  
 GLOSSARY




# AMACO.COM

YOUR #1 CERAMIC RESOURCE



# Schedule At A Glance

(Subject to change)

Thursday, October 6, 2016

8:00am-4:00pm	<b>Registration Open</b>	
8:30am-9:30am	<b>The Beauty in Art &amp; Science—Related Through the Aesthetic Realism Teaching Method!</b>	NGBR, Royal Palm 7
8:30am-10:30am	<b>Jazzed with Gel Prints</b> 3-hour hands-on workshop, \$ No. 151	NGBR, Orchid 4
8:30am-9:30am	<b>Elevate ARTS – Ensuring High Quality Art Education in High Poverty Schools</b>	NGBR, Acacia 4
8:30am-9:30am	<b>Alcohol Inks: Chaos to Composition</b>	NGBR, Royal Palm 6
8:30am-9:30am	<b>It Takes a Village: Local Artist Involvement within Our School Communities</b>	NGBR, Royal Palm 8
8:45am-11:45am	<b>Dimensional Clay Surfaces</b> 3-hour hands-on workshop, \$ No. 150	NGBR, Orchid 3
8:45am-10:45am	<b>Thinking Beyond the Egg</b> 2-hour hands-on workshop, \$ No. 104	NGBR, Hibiscus
8:45am-10:45am	<b>Pinch Pot-O-RAMA!!</b> 2-hour hands-on workshop, \$ No. 105	NGBR, Mangrove 1-2
8:45am-10:45am	<b>Metallic Tape Art</b> 2-hour hands-on workshop, \$ No. 102	NGBR, Banyan 1-2
8:45am-10:45am	<b>Calder's Circus</b> 2-hour hands-on workshop, \$ No. 103	NGBR, Cypress
8:45am-10:45am	<b>Purposeful Sketchbooks: Achieving Student Buy-In</b> 2-hour hands-on workshop, \$ No. 101	NGBR, Acacia 5-6
9:00am-11:00am	<b>Kool Koons Sculptures</b> 2-hour hands-on workshop, \$ No. 106 🚗	Baker, Lecture Hall
9:45am-10:45am	<b>Assessing Students' Knowledge</b>	NGBR, Royal Palm 8
9:45am-10:45am	<b>All Aboard the STEAM Train!</b>	NGBR, Royal Palm 7
9:45am-10:45am	<b>Artcation at the Plant...What a Free Art Class Might Look Like</b>	NGBR, Royal Palm 6
9:45am-10:45am	<b>3D Printers: Discover Design Dream</b>	NGBR, Acacia 4
11:00am-12:00pm	<b>Ferns, Fungi and More!</b>	NGBR, Royal Palm 8
11:00am-12:00pm	<b>Marzano in the Art Classroom</b>	NGBR, Acacia 4
11:00am-12:00pm	<b>Taming the Wild Kindergarteners!</b>	NGBR, Royal Palm 7
11:15am-1:15pm	<b>Successful Charcoal Drawing with Elementary students</b> 2-hour hands-on workshop, \$ No. 112	NGBR, Mangrove 1-2
11:15am-1:15pm	<b>Gettin' STEAM-Y in the Art Room!</b> 2-hour hands-on workshop, \$ No. 114 🚗	Baker, Classroom
11:15am-1:15pm	<b>Alice, What is Falling Down the Rabbit Hole Now</b> 2-hour hands-on workshop, \$ No. 110	NGBR, Cypress
11:15am-1:15pm	<b>Play Time with Gelli Pads</b> 2-hour hands-on workshop, \$ No. 113 🚗	Baker, Lecture Hall
11:15am-1:15pm	<b>Art With a Little STEAM</b> 2-hour hands-on workshop, \$ No.111	NGBR, Hibiscus
11:15am-1:15pm	<b>Cut-Up Alchemy</b> 2-hour hands-on workshop, \$ No. 109	NGBR, Banyan 1-2
12:15pm-1:15pm	<b>Google Apps in the Art Room</b>	NGBR, Royal Palm 6



## Thursday, October 6, 2016

12:15pm-1:15pm	<b>Selecting Meaningful Contemporary Artwork for School age Children</b>	NGBR, Acacia 4
12:15pm-1:15pm	<b>Teaching the Elements and Principles of Art for a 3D Class - No kiln required!</b>	NGBR, Royal Palm 8
12:15pm-1:15pm	<b>“But first, let me take a SELFIE!”</b>	NGBR, Royal Palm 7
12:30pm-3:30pm	<b>Finding Moore 3D Figures from a Block of Plaster</b> 3-hour hands-on workshop, \$ No. 152	NGBR, Orchid 3
12:30pm-3:30pm	<b>Papier Mache’ - A Different Way!</b> 3-hour hands-on workshop, \$ No. 153	NGBR, Orchid 4
1:30pm-2:30pm	<b>Experimental Self Portraits</b>	NGBR, Acacia 4
1:30pm-3:30pm	<b>Musical Mixed Media Printmaking: Romare Bearden Cityscape Collage</b> 2-hour hands-on workshop, \$ No. 116 🚗	Baker, Classroom
1:30pm-3:30pm	<b>Royal &amp; Langnickel Brush</b> Product demonstration \$ No. 115 🚗	Baker, Lecture Hall
1:45pm-3:45pm	<b>Pablo Picasso - Jazzy Art and Music</b> 2-hour hands-on workshop, \$ No. 119	NGBR, Acacia 5-6
1:45pm-3:45pm	<b>Charmed by a Chair</b> 2-hour hands-on workshop, \$ No. 121	NGBR, Mangrove 1-2
1:45pm-3:45pm	<b>Simply Stellar Studios</b> Product demonstration	NGBR, Banyan 1-2
1:45pm-3:45pm	<b>The Wonders of Wondering: Everyday Research</b> 2-hour hands-on workshop, \$ No. 117	NGBR, Cypress
1:45pm-3:45pm	<b>Van Gogh: It’s In The Bag!</b> 2-hour hands-on workshop, \$ No. 120	NGBR, Hibiscus
2:45pm-3:45pm	<b>Exciting Pencil Art is Unpredictable</b> Product demonstration	NGBR, Acacia 4
4:00pm-5:30pm	<b>General Session 1</b>	NGBR, Royal Palm 6-8 & EC
6:00pm-8:00pm	<b>Fun with Fibers</b> 2-hour hands-on workshop, \$ No. 125	NGBR, Mangrove 1-2
6:00pm-8:00pm	<b>What About Self-Care? Stress-Reduction Strategies for Art Educators</b> 2-hour hands-on workshop, \$ No. 122	NGBR, Banyan 1-2
6:00pm-8:00pm	<b>Artist Books in 3D</b> 2-hour hands-on workshop, \$ No. 130	NGBR, Orchid 3
6:00pm-8:00pm	<b>Crayon Mosaics: A Creative Way to Recycle Using ROY G BIV</b> 2-hour hands-on workshop, \$ No. 124	NGBR, Orchid 4
6:00pm-8:00pm	<b>Creating Your Big (Life) Picture</b> 2-hour hands-on workshop, \$ No. 123	NGBR, Cypress
8:00pm-9:30pm	<b>Member Virtual Exhibition and Reception</b> 🚗	Baker, Figge Conservatory

## Naples Information Guides

The Greater Naples Chamber of Commerce  
[www.napleschamber.org/visitors/](http://www.napleschamber.org/visitors/)

Naples Art District  
[www.naplesartdistrict.com](http://www.naplesartdistrict.com)

5<sup>th</sup> Avenue South  
[www.Fifthavenuesouth.com](http://www.Fifthavenuesouth.com)

For Restaurants check our  
 TripAdvisor, Yelp, and  
 Google Reviews.





# Schedule At A Glance

(Subject to change)

NGBR = Naples Grande Beach Resort  
 Baker = Toni Stabile Classrooms @ The Baker Museum  
 (\$) = Additional Fee

## Friday, October 7, 2016

7:30am-4:30pm	<b>Registration Open</b>	
8:00am-10:00am	<b>Tanning The Hide</b> 2-hour hands-on workshop, \$ No. 204	NGBR, Hibiscus
8:00am-9:00am	<b>Transitioning to Choice-Based Art (TAB)</b>	NGBR, Royal Palm 8
8:00am-10:00am	<b>Frank Lloyd Wright-Inspired Stained Glass</b> Product demonstration, \$ No. 202	NGBR, Banyan 1-2
8:00am-10:00am	<b>Sustainable Portfolios &amp; Projects</b> 2-hour hands-on workshop, \$ No. 203	NGBR, Cypress
8:00am-9:00am	<b>Caught In the Net: Digital Awareness in the Art Room Revisited</b>	NGBR, Royal Palm 7
8:00am-10:00am	<b>The Power of the Circle</b> 2-hour hands-on workshop, \$ No. 220	NGBR, Acacia 5-6
8:00am-9:00am	<b>Compositional Secrets of Raphael – A Visual Analysis</b>	NGBR, Royal Palm 6
8:00am-10:00am	<b>The Visual Journal</b> 2-hour hands-on workshop, \$ No. 205	NGBR, Orchid 4
8:30am-1:00pm	<b>Commercial Exhibit Hall</b>	
9:00am-12:00pm	<b>Monoprint Lab - Printing without a Press</b> 3-hour hands-on workshop, \$ No. 251 🚗	Baker, Classroom
9:00am-12:00pm	<b>Abstract Kinetic Relief Sculpture</b> 3-hour hands-on workshop, \$ No. 254	NGBR, Mangrove 1-2
9:00am-12:00pm	<b>Stepping Out with Rococo Shoes!</b> 3-hour hands-on workshop, \$ No. 253	NGBR, Orchid 3
9:00am-12:00pm	<b>Art Supervisors' Meeting</b>	NGBR, Acacia 2-3
9:00am-11:00am	<b>The Power of the Dot</b> 2-hour hands-on workshop, \$ No. 275 🚗	Baker, Lecture Hall

**RAFFLE GIVEAWAY  
MAY 2017**

**ALL-EXPENSE-PAID  
TRIP TO DETROIT**

If you are a high school art teacher, stop by our booth in the Vendor Hall to enter our **Fly-In Raffle** for your chance to win an all-expense-paid two-day trip to the **College for Creative Studies**.

**COLLEGE for Creative STUDIES**

**CREATIVITY THRIVES IN DETROIT**  
 CCS enrolls more than 1,400 students from 35 states and 37 countries, pursuing Master of Fine Arts degrees in Color and Materials Design, Integrated Design, Interaction Design and Transportation Design and Bachelor of Fine Arts degrees in Advertising: Copywriting, Advertising: Design, Art Education, Communication Design, Crafts, Entertainment Arts, Fashion Accessories Design, Fine Arts, Illustration, Interior Design, Photography, Product Design and Transportation Design.

**VISIT [WWW.COLLEGEFORCREATIVESTUDIES.EDU](http://WWW.COLLEGEFORCREATIVESTUDIES.EDU) FOR MORE INFORMATION.**

📱 🌐 📺 📷 📺 📺 📺



## Friday, October 7, 2016

9:15am-10:15am	<b>Three-Dimensional Art Around the World</b>	NGBR, Royal Palm 7
9:15am-10:15am	<b>100+ Years of Wisdom for Novice Art Teachers</b>	NGBR, Acacia 4
9:15am-10:15am	<b>Building Leaders Through Artful Thinking</b>	NGBR, Royal Palm 8
9:15am-10:15am	<b>Practice What We Teach</b>	NGBR, Royal Palm 6
10:30am-12:30pm	<b>Colorful Reduction Clay Prints</b> 2-hour hands-on workshop, \$ No. 210	NGBR, Orchid 4
10:30am-11:30am	<b>NAEA School for Art Leaders...what's it all about</b>	NGBR, Acacia 4
10:30am-12:30pm	<b>Digital Painting with a BIG Twist</b> 2-hour hands-on workshop, \$ No. 201 🚗	Baker, Computer Lab
10:30am-12:30pm	<b>Paint-Trailed Journals</b> Product demonstration, \$ No. 207	NGBR, Banyan 1-2
10:30am-11:30am	<b>How We Overcame Aversion/Addiction to Technology</b>	NGBR, Royal Palm 8
10:30am-12:30pm	<b>Klimt Golden Phase - Mastery!</b> 2-hour hands-on workshop, \$ No. 209	NGBR, Acacia 5-6
10:30am-12:30pm	<b>Discover Process</b> 2-hour hands-on workshop, \$ No. 208	NGBR, Cypress
10:30am-11:30am	<b>Integrating Explorations in Art into Your Curriculum</b> Product demonstration	NGBR, Royal Palm 6
10:30am-11:30am	<b>Elementary Weavers</b>	NGBR, Royal Palm 7
10:30am-12:30pm	<b>Ready, Set, Draw: A Game to Spark the Imagination</b> 2-hour hands-on workshop, \$ No. 230	NGBR, Hibiscus
11:45am-12:45pm	<b>Incorporating Marzano's 9 High Yield Strategies in the Art Room</b>	NGBR, Royal Palm 8
11:45am-12:45pm	<b>A Way With Words</b>	NGBR, Royal Palm 7
11:45am-12:45pm	<b>Community Outreach: Bridging the Gap between Museums and the Public</b>	NGBR, Acacia 4
11:45am-12:45pm	<b>Everything You Wanted to Know About Using an iPad in Art (But Were Afraid to Ask!)</b>	NGBR, Royal Palm 6
1:00pm-2:15pm	<b>Elementary School Division Meeting</b>	NGBR, Royal Palm 6
1:00pm-2:15pm	<b>Middle School Division Meeting</b>	NGBR, Royal Palm 7
1:00pm-2:15pm	<b>High School Division Meeting</b>	NGBR, Royal Palm 8
1:00pm-2:15pm	<b>Higher Education Division Meeting</b>	NGBR, Acacia 4
1:00pm-2:15pm	<b>Museum Division Meeting</b>	NGBR, Acacia 5-6
1:00pm-2:15pm	<b>Retirees Group Meeting</b>	NGBR, Acacia 2-3
2:15pm-4:30pm	<b>Commercial Exhibit Hall</b>	
2:30pm-4:30pm	<b>Personally Symbolic Timeline</b> 2-hour hands-on workshop, \$ No. 214	NGBR, Hibiscus
2:30pm-4:30pm	<b>Inkless Tessellation Prints</b> Product demonstration, \$ No. 212	NGBR, Banyan 1-2
2:30pm-4:30pm	<b>Integrating Science</b> 2-hour hands-on workshop, \$ No. 206	NGBR, Orchid 3
2:30pm-4:30pm	<b>Amazing Faces</b> 2-hour hands-on workshop, \$ No. 213	NGBR, Cypress
2:30pm-4:30pm	<b>K12 Student Assessment and Virtual Art Exhibition Adjudication Training</b> , \$ No. 216 🚗	Baker, Lecture Hall
2:30pm-4:30pm	<b>Science and Art in the Classroom</b> 2-hour hands-on workshop, \$ No. 211	NGBR, Orchid 4
2:30pm-4:30pm	<b>Foiled Again!!!</b> 2-hour hands-on workshop, \$ No. 217 🚗	Baker, Classroom
2:30pm-4:30pm	<b>Surface Decoration with Mayco Designer Silkscreens and Designer Stencils</b> Product demonstration, \$ No. 215	NGBR, Mangrove 1-2
2:30pm-4:30pm	<b>Districts Assembly Meeting</b>	NGBR, Acacia 2-3
2:30pm-4:30pm	<b>Sculpture I, II, III, AP: Scaffolding Design Problems in 3D Art</b> 2-hour hands-on workshop, \$ No. 276	NGBR, Acacia 5-6
5:00pm-6:15pm	<b>General Session 2</b>	NGBR, Royal Palm 6-8 & EC
7:00pm-9:00pm	<b>Welcome Reception</b> 🚗	The von Liebig Art Center
9:30pm-11:00pm	<b>Artist Bazaar and Open Studio</b>	NGBR



# Schedule At A Glance

(Subject to change)

NGBR = Naples Grande Beach Resort  
 Baker = Toni Stabile Classrooms @ The Baker Museum  
 (\$) = Additional Fee

## Saturday, October 8, 2016

7:30am-4:30pm	<b>Registration Open</b>	
7:30am-8:30am	<b>FAEA Awards Breakfast \$</b>	NGBR, Vista Ballroom
8:30am-1:30pm	<b>Commercial Exhibit Hall</b>	
9:45am-10:45am	<b>Telling Tales Through Artful Trails</b>	NGBR, Royal Palm 6
9:45am-10:45am	<b>Filming Our Learning Lives: A Visual Research Project with Teens</b>	NGBR, Royal Palm 7
9:45am-10:45am	<b>How to Utilize the Florida Fine Arts Report</b>	NGBR, Royal Palm 8
10:00am-12:00pm	<b>“One-A-Day” Breadths: One Class Period Lessons For AP 2-D and Drawing</b> 2-hour hands-on workshop, \$ No. 301	NGBR, Acacia 2-3
10:00am-12:00pm	<b>African Ndebele Dolls</b> 2-hour hands-on workshop, \$ No. 305	NGBR, Cypress
10:00am-12:00pm	<b>Romare Bearden Collage and Jazz</b> 2-hour hands-on workshop, \$ No. 306	NGBR, Hibiscus
10:00am-12:00pm	<b>Mixed Metal Point Drawing with Permanacy</b> 2-hour hands-on workshop, \$ No. 303	NGBR, Acacia 5-6
10:00am-12:00pm	<b>The Power of the Dot</b> 2-hour hands-on workshop, \$ No. 302	NGBR, Acacia 4
10:00am-1:00pm	<b>The Zen and Art of Motorcycle Maintenance</b> 3-hour hands-on workshop, \$ No. 352 🚗	Collier HS, Studio 2
10:00am-12:00pm	<b>Newspaper Relief</b> 2-hour hands-on workshop, \$ No. 325	NGBR, Mangrove 1-2
10:00am-1:00pm	<b>Altered Book: A Mixed Media Creative Spill</b> 3-hour hands-on workshop, \$ No. 353 🚗	Collier HS, Studio 3
10:00am-1:00pm	<b>Sight-Size Drawing</b> 3-hour hands-on workshop, \$ No. 351 🚗	Collier HS, Studio 1
10:00am-12:00pm	<b>Intuitive Composition</b> Product demonstration, \$ No. 304	NGBR, Banyan 1-2
10:00am-12:00pm	<b>Metal Patination with Evelyn Rosenberg</b> 2-hour hands-on workshop, \$ No. 307	NGBR, Vista Terrace
10:00am-12:00pm	<b>STEAM Session</b> 2-hour hands-on workshop, \$ No. 332	NGBR, Orchid 4
11:00am-12:00pm	<b>Cracking Crystals!</b>	NGBR, Orchid 3
11:00am-12:00pm	<b>Let’s Get Collaborative! Museum Collaboration Techniques in the Classroom.</b>	NGBR, Royal Palm 8
11:00am-12:00pm	<b>Activating Museums: How to Use Museums and Other Cultural Institutions as a Resource for Your Classroom</b>	NGBR, Royal Palm 6
11:00am-12:00pm	<b>Walking Our Desire Paths: Pre-service Art Teachers’ Reflections on Teaching and Learning</b>	NGBR, Royal Palm 7
11:30am-1:00pm	<b>Past President’s Luncheon</b>	NGBR, Lobby
12:15pm-1:15pm	<b>Kinetic Pointillism in the Classroom: Exploring Progression and Encouraging Experimentation</b> Product demonstration	NGBR, Royal Palm 6
12:15pm-1:15pm	<b>The Theory and Practice of Facilitating a Weekly Interactive Critique with High School Students</b>	NGBR, Royal Palm 7
12:15pm-1:15pm	<b>Masters and Doctoral Degrees in Art Education: A Panel of Options in Florida</b>	NGBR, Royal Palm 8
12:30pm-2:30pm	<b>Graphite Dreamscapes: Introducing Students to Cuban Art, Culture, and Identity through the Work of Cuban American Artist, Glexis Novoa</b> 2-hour hands-on workshop, \$ No. 309	NGBR, Orchid 4
12:30pm-2:30pm	<b>If This Painting Could Talk</b> 2-hour hands-on workshop, \$ No. 308	NGBR, Acacia 4
12:30pm-2:30pm	<b>Amate Bark Painting: Working with Composition</b> 2-hour hands-on workshop, \$ No. 333 🚗	Baker, Lecture Hall
12:30pm-2:30pm	<b>Tie Dye is Not Just for Hippies: Teaching the Art of Shibori</b> 2-hour hands-on workshop, \$ No. 310	NGBR, Banyan 1-2
12:30pm-2:30pm	<b>Head over Heels: Conceptualizing and Creating Your Shoes</b> 2-hour hands-on workshop, \$ No. 330	NGBR, Hibiscus
12:30pm-2:30pm	<b>Create a Book of Sensory Drawings</b> 2-hour hands-on workshop, \$ No. 313	NGBR, Mangrove 1-2
12:30pm-2:30pm	<b>Cool Cotton Yarn Sculptures</b> 2-hour hands-on workshop, \$ No. 315 🚗	Baker, Classroom
12:30pm-2:30pm	<b>Chinese Dragon Kites</b> 2-hour hands-on workshop, \$ No. 331	NGBR, Orchid 3
12:30pm-5:00pm	<b>Empty Bowls Open Studio</b>	NGBR, Acacia 5-6
1:30pm-2:30pm	<b>Measure by Color™</b> Product demonstration	NGBR, Royal Palm 6



# Schedule At A Glance

(Subject to change)

NGBR = Naples Grande Beach Resort  
 Baker = Toni Stabile Classrooms @ The Baker Museum  
 (\$) = Additional Fee

## Saturday, October 8, 2016

1:30pm-2:30pm	<b>The Holocaust Project: Using Analytic Art Criticism to Examine Social Justice Issues</b>	NGBR, Royal Palm 8
1:30pm-2:30pm	<b>Big Giveaway for New Art Teachers</b>	NGBR, Acacia 2-3
1:30pm-2:30pm	<b>Design Inspiration: Where Designers “Shop” for Ideas</b>	NGBR, Royal Palm 7
2:00pm-5:00pm	<b>Frottage and the Art of Max Ernst</b> 3-hour hands-on workshop, \$ No. 355 🚗	Collier HS, Studio 2
2:00pm-5:00pm	<b>Vacuum Forming: Making Molds to Cast 3D Shapes</b> 3-hour hands-on workshop, \$ No. 356 🚗	Collier HS, Studio 3
2:00pm-5:00pm	<b>Portrait Painting in Limited Palette</b> 3-hour hands-on workshop, \$ No. 354 🚗	Collier HS, Studio 1
2:45pm-3:45pm	<b>Enhancing Students Life Choices Through Practitioner Research</b>	NGBR, Royal Palm 8
2:45pm-3:45pm	<b>Art Museums of the World – at your Fingertips</b> Product demonstration	NGBR, Royal Palm 6
2:45pm-3:45pm	<b>Contemporary Art: How to Help Students Interpret and Analyze the Art of Our Time</b>	NGBR, Royal Palm 7
3:00pm-5:00pm	<b>Ugly Doll Soft Sculpture</b> 2-hour hands-on workshop, \$ No. 318	NGBR, Banyan 1-2
3:00pm-5:00pm	<b>Trash/Tape Casting</b> 2-hour hands-on workshop, \$ No. 322 🚗	Baker, Lecture Hall
3:00pm-5:00pm	<b>Mask Relief Sculptures: From Strips of Paper to Digital Applications</b> 2-hour hands-on workshop. \$ No. 317	NGBR, Orchid 4
3:00pm-5:00pm	<b>Copics in the Classroom: An Exploration in Marker Art</b> Product demonstration, \$ No. 321	NGBR, Mangrove 1-2
3:00pm-5:00pm	<b>Over Under = Creative Weavings</b> 2-hour hands-on workshop, \$ No. 320	NGBR, Hibiscus
3:00pm-5:00pm	<b>Sculpture I, II, III, AP: Scaffolding Design Problems in 3 D Art</b> \$ No. 316	NGBR, Acacia 4
3:00pm-5:00pm	<b>“Great First Impressions”: A Clay Studio Event</b> 🚗	Baker, Classroom
3:00pm-4:00pm	<b>Get Involved: Emerging Art Leaders</b>	NGBR, Acacia 2-3
3:00pm-5:00pm	<b>Sgraffito Tiles, Plates and More!</b>	NGBR, Orchid 3
4:00pm-5:00pm	<b>Flipping Art Class in 5th grade</b>	NGBR, Royal Palm 7
4:00pm-5:00pm	<b>Kids Don’t Know About Social Justice: Planning, Developing, and Reflecting on an Art for Social Justice Summer Camp</b>	NGBR, Royal Palm 8
4:00pm-5:00pm	<b>“Take a Walk in Our Shoes” – 3D Clay Sculpture</b>	NGBR, Royal Palm 6
7:00pm-11:00pm	<b>Artistically Built Clothing (ABC) Gala</b>	NGBR, Vista Ballroom

## Sunday, October 9, 2016

8:45am-9:15am	<b>Registration Open</b>	
8:00am-11:00am	<b>Face It: Image Transfer on Clay</b> 3-hour hands-on workshop, \$ No. 451	NGBR, Hibiscus
8:45am-10:45am	<b>The Power of Recycled Art</b> 2-hour hands-on workshop, \$ No. 403	NGBR, Acacia 5-6
8:45am-10:45am	<b>Just Can’t Resist: Fun and Easy Watercolor Projects!</b> 2-hour hands-on workshop, \$ No. 401	NGBR, Acacia 2-3
8:45am-10:45am	<b>QR CODES: Taking Your Art Shows to the Next Level and Beyond!</b> 2-hour hands-on workshop, \$ No. 402	NGBR, Acacia 4
8:45am-10:45am	<b>Pop Art Clay - Thiebaud and Oldenberg Style</b> 2-hour hands-on workshop, \$ No. 406	NGBR, Mangrove 1-2
8:45am-10:45am	<b>Creating Works of Art Using a Ballpoint Pen</b> 2-hour hands-on workshop, \$ No. 404	NGBR, Banyan 1-2

## AMACO/brent

egardner@amaco.com

www.amaco.com

*Manufacturer of ceramic art materials, clay, glaze, kilns and wheels.*

## Art Systems of Florida, Inc.

linda@artsystemsfl.com

www.artsystemsfl.com

*Retailer of Art Supplies and Furniture*

## Axner.com and Laguna Clay

Julie@lagunaclay.com

www.axner.com

*Axner Pottery Supply, boasts the largest selection of pottery books, supplies and equipment in the known universe! Our mission is to serve you, our customer, in a way that far exceeds your expectations. Axner.com is backed by a "bricks and mortar" organization.*

## Blick Art Materials

l.carter@dickblick.com

Blick Art Materials

*Blick Art Materials is the largest provider of artist's supplies in the United States, with an extensive offering of art materials, classroom furniture, teaching aids, studio essentials, and more. Product selection, competitive prices, and superior customer service make Blick the clear choice.*

## Bulb

colleen@helloworld.com

www.bulbapp.com

*Easiest portfolio ever. Bulb is the new, inspired way for students and teachers to create and share work.*

## Canson Inc

ed.brickler@hamelinbrands.com

www.Canson.com

*Canson has been making fine art paper since 1557 in their mill dedicated for making only fine art paper. We have a wide selection of papers for every artist need including Canson XL pads which are ideal for Art Education projects. Stop by for your XL Paper Sampler, and inquire about our bulk packs.*

## College for Creative Studies

ekaster@collegeforcreativestudies.edu

www.collegeforcreativestudies.edu

*CCS is a nonprofit, fully accredited private college, enrolling more than 1400 students and offering Master of Fine Arts and Bachelor of Fine Arts degrees. Founded in 1906 as the Detroit Society of Arts & Crafts, CCS provides students with the tools needed for successful careers in creative industries.*

## Crayola

wgray@crayola.com

crayola.com

*Crayola promotes creative experiences and colorful learning! Crayola offers professional development resources, arts-infused grants, lesson plans, and art supplies to expand the arts in schools. Please join us at our booth to learn more about our products and programs.*

## Dade Art Educators Association

treasurer.daea@gmail.com

www.dadearted.org

*Dade Art Educators Association Inc. was established to advocate for art educators and arts excellence in our profession. We are committed to promoting the visual arts in our community. We fulfill our mission by recognizing student and teacher achievements.*

## Dali Museum

sfornof@thedali.org

www.thedali.org

*The Dalí Museum shares Salvador Dalí works and special exhibits as a resource to educate and inspire our visitors and the global community at large.*

## Davis Publications

vsullivan@davisart.com

www.davisart.com

*For more than 110 years, Davis Publications has created exemplary curriculum for art educators. Today we have curriculum and resources for Pre-K through high school, including Art, Language Arts, and Afterschool.*

## Dixon Ticonderoga

tworrell@dixonusa.com

www.dixonusa.com

*A wide variety of quality art products for artists of all ages. Prang is loved by teachers and students for its quality and color. Lyra is a professional art line that showcases abilities at the highest level. DAS air-hardening clay is perfect for a multitude of projects for all artists.*

## Faber-Castell

christa@fabercastell.com

www.greatartstartshere.com

*Faber-Castell Premium Children's Art Products offers young artists authentic art mediums that are non toxic, premium quality and environmentally friendly. We offer Color and Watercolor Pencils, Watercolor Paints, Crayons, Markers, and more. Visit [www.greatartstartshere.com](http://www.greatartstartshere.com) for Lesson Plans!*

## FIDM/Fashion Institute of Design & Merchandising

smcdowell@fidm.edu

www.fidm.edu

*FIDM/Fashion Institute of Design & Merchandising is a private, specialized 4-year college located in Los Angeles, San Francisco, Orange County and San Diego, California. Accredited by WASC & NASAD, our degrees lead to careers in the Fashion, Interior Design, Graphics & Entertainment Industry.*

## Florida School of the Arts

kittyclarke@sjrstate.edu

www.floarts.org

*Florida School of the Arts is a two-year, state-supported art school offering the Associate in Science degree in the following nine arts disciplines: Studio Arts, New Media Design, New Media Photography, Costume Design, Scenic & Lighting Design, Stage Management, Acting, Musical Theatre, and Dance.*



# EXHIBITORS

(Subject to change)



## **Gel Press by Polygel**

gelpressinfo@gmail.com

www.gelpress.com

*Gel Press plates are not gelatin. You have all the benefits of 'gelatin' printing with no downsides! Gel Press is super durable and reusable. Store your Gel Press at room temperature. It's so easy to clean. Offered to art educators at wholesale prices. Buy one or more of any size for your classroom.*

## **Gelli Arts, LLC**

jlove@gelliarts.com

www.gelliarts.com

*Come Gelli® print in a hands-on class! You will take home samples from your printmaking experience and loads of ideas and connections to other subjects.*

## **General Pencil Company, Inc**

ingrid@generalpencil.com

www.generalpencil.com

*General Pencil Company, Inc. has been manufacturing pencils and artist materials since 1889 in Jersey City, New Jersey. For six generations General Pencil Company has manufactured artist quality charcoals, graphite and colored pencils in the USA.*

## **Highwater Clays of Florida, Inc.**

manager@highwaterclaysflorida.com

www.highwaterclays.com

*Florida Art Teachers need look no further than our brand new Clearwater store for all their ceramic supplies. Celebrating our 14th year, Highwater Clays of Florida features 40+ clay bodies, glazes, tools, equipment, books and more. Open Tuesday-Friday 10am-5pm, Saturday 10am-1pm. 727-553-9344*

## **Hue ColorLink**

huecolorlink@gmail.com

www.huecolorlink.com

*This impressive modern color wheel design is a easy tool to find all the harmonious color schemes in seconds. By just pointing at a selected color you will find the following color schemes; complementary, split complementary, triad, tetrad, analogous, and neutrals.*

## **Imagination International**

### **Incorporated**

valerie@iii.global

www.imaginationinternationalinc.com

*Have you heard about Copic Markers but never had the chance to try them? Come join in on the fun and learn about Copic in the classroom as well as our FREE resources for teachers in youth education.*

## **J.N. "Ding" Darling National Wildlife Refuge**

rebecca\_larkins@fws.gov

www.fws.gov/dingdarling

*FL Junior Duck Stamp Program exhibit—We are a non-profit/government organization and have received a reduced fair on our table/exhibit space for the past 5 years. The FL Junior Duck Stamp Program is a FREE art competition for K-12 grade students across the state of FL. Have limited budget - HELP*

## **Jack Richeson & Company**

michael@richesonart.com

www.richesonart.com

*Jack Richeson & Company is a manufacturer/distributor of products for the Fine Arts as well as the Educational Art market. Our products include Paper, Paint, Brushes, Pastels, Easels, Printing Presses, Stretcher Bars, & Canvas.*

## **KBW Foundation**

randy@wardellpublications.com

www.kbwfoundation.org

*Glass Art is achievable in your classroom! Learn about the many possibilities this medium offers your students. Try glass cutting, pick up a grant application for glass art supplies and some sample project plans for your class. Let us inspire you to share this historically significant art form.*

## **Mayco Colors**

bmoreni@maycocolors.com

www.maycocolors.com

*Mayco is one of the world's leading producers of quality ceramic products for ceramic hobbyists, DIY enthusiasts, potters, schools and producers of fine ceramic table and giftware.*

## **Nasco**

kbakke@enasco.com

eNasco.com

*Nasco Arts & Crafts, the art teacher's favorite catalog offers a comprehensive and affordable selection of art supplies and teaching aids for art history, sculpture, drawing, painting, printmaking, leather crafts, ceramics, metal enameling, jewelry making, weaving, wood-crafts, stained glass, and more*

## **New Hampshire Institute of Art**

laurastevenson@nhia.edu

www.nhia.edu

*The New Hampshire Institute of Art (NHIA) is the oldest and largest non-profit arts institution in New Hampshire. NHIA is nationally accredited and has grown to become the third largest art and design college in New England. NHIA offers undergraduate, graduate, and community education programs.*

## **New World School of the Arts**

mcuesta@mdc.edu

nwsa.mdc.edu/nwsa-college-music.html

*New World School of the Arts is a four-year Bachelor of Fine Arts degree granting conservatory*

# EXHIBITORS

(Subject to change)

## **Pacon Corporation**

Jessica.Heintz@Pacon.com

www.Pacon.com

*Proudly supplying brands preferred by art teachers, including Tru-Ray®, Fadeless®, Trait-tex® and Plast'r Craft®!*

## **Ringling College of Art and Design**

knemeth@ringling.edu

ringling.edu

*Fully accredited four year BFA and BA programs with 13 majors. Ringling College is changing the way the world thinks about art and Design.*

## **Royal & Langnickel Brush**

susan@royalbrush.com

www.royalbrush.com

*Royal & Langnickel manufactures the finest quality brushes and materials for the classroom, including the popular Big Kid's Choice, Soft-Grip and many others.*

## **Sargent Art**

Bhatki.Oza@sargentart.com

www.sargentart.com

*One stop art supplies company for all your classroom art requirements.*

## **SCAD**

lstern@scad.edu

www.scad.edu

*Offering more degree programs and specializations than any other art and design university, SCAD is uniquely qualified to prepare talented students for professional, creative careers. SCAD supports educators by providing opportunities for professional development.*  
scad.edu/educators

## **School Specialty**

Nicole.gorges@schoolspecialty.com

www.schoolspecialty.com

*Sax Art Education/School Specialty offers the newest and most innovative art supplies for all your art education needs.*

## **Shimpo Ceramics**

kwise@shimpoceramics.com

www.shimpoceramics.com

*A division of Nidec-Shimpo America Corporation, manufactures and distributes ceramic equipment worldwide to the satisfaction of artists, teachers, students and businesses of all cultures. For nearly half a century we've been committed to continuing global traditions in making ceramic products for us*

## **Skutt Ceramic Products**

ron@skutt.com

www.skutt.com

*Skutt is the #1 kiln used in schools today. Check out our line of Potter's wheels that feature 1 piece splash pans with a removable wheel head for easy clean up.*

## **Spectrum Glazes, Inc.**

richard@spectrumglazes.com

www.spectrumglazes.com

*Spectrum Glazes is unique among ceramic glaze suppliers in that we focus exclusively on producing the highest quality, most colorful and diverse selection of fired finishes available anywhere. All of our energies are devoted to manufacturing glazes and other ceramic coatings. See you in Naples.*

## **Square 1 Art**

teresa@square1art.com

www.square1art.com

*Square 1 Art is the only fundraising company founded by an art teacher. Our program was designed to "fit" the busy classroom - supporting the teacher's learning objectives while affirming the artistic accomplishments of the students.*

## **Triarco Arts & Crafts**

tclayton@triarcoarts.com

www.eTriarco.com

*It has been our sincere privilege to work with so many great customers over the past 69 years. We really appreciate these relationships and strive to provide the best products and service in the industry. Triarco's catalog offers you one-stop shopping for all your art supply needs.*

## **United Art & Education**

jdeaton@unitednow.com

UnitedNow.com

*We are committed to serve schools, organizations and individuals with quality products, competitive prices and friendly customer service. Visit UnitedNow.com for free project ideas and for all your art material needs! Free shipping on orders over \$99 and volume discounts!*

## **University of Florida**

### **College of the Arts**

ojosephs@arts.ufl.edu

www.arts.ufl.edu/art

*Visit with representatives from the School of Art + Art History of the University of Florida and find out what our programs have to offer you and your students.*

# PRESENTERS

(Subject to change)



**Fatemah Alazmi**  
Tallahassee, FL  
f.maziad@yahoo.com

**Melissa Aldan**  
maldan@msfta.org

**Nylene Anderson**  
St. Cloud, FL  
artistonly@cfl.rr.com

**Rosa Ansoleaga**  
Miami, FL  
ansoleaga@dadeschools.net

**Leanna Arroyo**  
Tallahassee, FL  
lda12b@my.fsu.edu

**Tracey Asby**  
Viera, FL  
Asby.Tracey@brevardschools.org

**Thomas Atkinson**  
Orlando, FL  
thomas@imagineartanddesign.com

**Amber Ballard**  
Orlando, FL  
amber.ballard@ocps.net

**Allyson Barner**  
Pinellas Park, FL  
barnerm@pcsb.org

**Debra Barrett- Hayes**  
Tallahassee, FL  
dbarrett@fsu.edu

**Samantha Beauregard**  
snb12c@my.fsu.edu

**Laurie Belle**  
Cape Coral, FL  
lauriebelle@gmail.com

**Jennifer Bergendahl**  
Indialantic, FL  
bergendahl.jennifer@brevard-schools.org

**Bonnie Bernau**  
Gainesville, FL  
bernaubj@gmail.com

**Len Bernstein**  
Brooklyn, NY  
LenBernstein12777@gmail.com

**Christie Berrier**  
Palm Bay, FL  
christieberrier@gmail.com

**John Boda**  
Tallahassee, FL  
jyboda@fsu.edu

**Jan Briggs**  
Davenport, FL  
jan.briggs@polk-fl.net

**Jeffrey Broome**  
Tallahassee, FL  
jeff@jeffreyybroome.com

**Susannah Brown**  
Lake Worth, FL  
sbrow118@fau.edu

**Pam Brown**  
Davie, FL  
brown12201@yahoo.com

**Suzanne Burke**  
Lakeland, FL  
suzanne.burke@polk-fl.net

**Joany Cabrera**  
Tallahassee, FL  
joany\_cabrera@yahoo.com

**Donna Casanas**  
Sunrise, FL  
donna.casanas@browardschools.com

**Susan Castleman**  
Largo, FL  
castlemans@pcsb.org

**Mary Cavaioi**  
Lighthouse Point, FL  
mary.cavaioi@palmbeachschools.org

**David Chang**  
Miramar, FL  
changd@fiu.edu

**Kim Chauncy**  
Vero Beach, FL  
chauncy.kimberly@brevardschools.org

**William Chiodo**  
Miami, FL  
tropicbill@aol.com

**Anni Christie**  
Lakeland, FL  
annichristie@mckeelschools.com

**Debra Cline**  
Bradenton, FL  
clinedebra@aol.com

**Amanda Conseur**  
Los Angeles, CA  
AConseur@FIDM.edu

**Glendia Cooper**  
Jacksonville, FL  
gcoop1126@bellsouth.net

**Linda Crawley**  
crawleyl@pcsb.org

**Michelle Crosby**  
St. Petersburg, FL  
mgmcrosby@tampabay.rr.com

**Barbara Davis**  
Tallahassee, FL  
bdavis@fsu.edu

**Cindy Davis**  
Orlando, FL  
cindy.davis2@ocps.net

**Joanna Davis-Lanum**  
Venice, FL  
joanna.davis-lanum@sarasota-countyschools.net

**Jen Deaton**  
Fort Wayne, IN  
jdeaton@unitednow.com

**Beth Dobberstein**  
Port Orange, FL  
bdubby2001@yahoo.com

**Trudy Doten**  
Lehigh Acres, FL  
Trudyad@leeschools.net

**Caroline Duran**  
Port St. Lucie, FL  
caroline.duran@stlucieschools.org

**Nadia Earl**  
Miami, FL  
earlart2@gmail.com

**Beth Elliston**  
Windermere, FL  
beth@kidscreateart.com

**Judith Evans**  
Jacksonville Beach, FL  
Bijou303@aol.com

**Britt Feingold**  
Boca Raton, FL  
britt.faea@gmail.com

**Susan Feliciano**  
Coral Gables, FL  
inkimarustudio@gmail.com

**Rachel Fendler**  
Tallahassee, FL  
rfendler@fsu.edu

**Paula Ferrell**  
Lake Wales, FL  
paula.ferrell@polk-fl.net

**Shannon Furst**  
Weston, FL  
furstshannon@gmail.com

**Alexa Gagliardi**  
Naples, FL  
lexag13@gmail.com

**Jaclyn Gallagher**  
Jacksonville, FL  
jrgallagher922@gmail.com

**Christy Garton**  
Sanford, FL  
Fabfreak325@aol.com

**Marguerite Goswick**  
Cocoa Beach, FL  
marguerite.goswick@gmail.com

**Sara Gurney**  
Seminole, FL  
gurneys@pcsb.org

**Heather Hagy**  
St Augustine, FL  
hisaalfeld@aol.com

**Jennifer Hamrock**  
Tallahassee, FL  
jeh14d@my.fsu.edu

**Kathi Hanson**  
Michigamme, MI  
kathihanson@gmail.com

**Michael Harbridge**  
mike.harbridge@royalbrush.com

**Ashley Hartman**  
Tallahassee, FL  
ahartman@fsu.edu

**Betsy Haskins**  
Bonita Springs, FL  
haskinsbe@gmail.com

**Jackie Henson-Dacey**  
Venice, FL  
jhensondacey@yahoo.com

**Lucy Hertz**  
Melbourne, FL  
hertz.lucy@brevardschools.org

**Todd Hickerson**  
Hilliard, OH  
bmoreni@maycocolors.com

**Latonya Hicks**  
Largo, FL  
lhicks202@gmail.com

**Eileen Iacobucci**  
Palm Harbor, FL  
iacobucci@pcsb.org

**Morgan Jackson**  
mej12b@my.fsu.edu

**Stephanie Jackson**  
Jacksonville, FL  
stephanie.jackson@unf.edu

**Cindy Jesup**  
Tallahassee, FL  
ardjyster@gmail.com

**Delta Jones**  
Naples, FL  
jonesde@collierschools.com

**Gary Jones**  
Clearwater, FL  
jonesgaryt@pcsb.org

**Susan Kelly**  
Susan@royalbrush.com

**Marlene Kohn**  
Miami, FL  
mkrkkohn@gmail.com

**Kamela Lambert**  
Grant-Valkaria, FL  
lambert.kamela@brevardschools.org

**Kiersten Lampe**  
Jacksonville, FL  
k.lampe@unf.edu

**Kristina Latraverse**  
Satellite Beach, FL  
latraverse.kristina@brevard-schools.org

**Emily Lees**  
Dunedin, FL  
leese@pcsb.org

**Lisa Lehmann**  
Largo, FL  
lehmannl@pcsb.org

**Julie Levesque**  
Clearwater, FL  
thinkart@yahoo.com

# PRESENTERS

(Subject to change)

**Simoni Limeira-Bonadies**

Lakeland, FL  
simonin@hotmail.com

**Theodore LoCascio**

Largo, FL  
locasciot@pcsb.org

**Tina Lonergan-Harris**

Naples, FL  
LonergCh@collierschools.com

**Leslie Loughran**

Naples, FL  
leslie.loughran@gmail.com

**Glenda Lubiner**

Plantation, FL  
glendalubiner@bellsouth.net

**Lissette Lutz**

l\_lutz@dadeschools.net

**Chad Lyons**

Cape Coral, FL  
lyonschp@yahoo.com

**Mary Maddox**

Jacksonville, FL  
maddox.mk@gmail.com

**Joan Maier**

Englewood, FL  
jmmaier535@gmail.com

**Linda Mangual**

Miami Beach, FL  
manguall@bellsouth.net

**Gretchen McCormick**

Fort Atkinson, WI  
tmonogue@enasco.com

**Annie McFarland**

anniemcfarland@gmail.com

**Debra McGann**

Orlando, FL  
Debra.McGann@ucf.edu

**Alan McKnight**

Oakland Park, FL  
collageguy1@comcast.net

**Steven Miller**

West Palm Beach, FL  
steve.faea@gmail.com

**Brian Moody**

Gainesville, FL  
bmoody@pky.ufl.edu

**Mabel Morales**

Miami, FL  
mmorales14@dadeschools.net

**Kymerly Moreland-Garnett**

Winter Park, FL  
morelandk@trinityprep.org

**Maria Moreno**

Pembroke Pines, FL  
mmore160@fiu.edu

**Victoria Munsell**

vm13d@my.fsu.edu

**Gerald Obregon**

Miami, FL  
gerasco@aol.com

**Aliana Ochoa**

Miami, FL  
aocho024@fiu.edu

**Jonathan Ogle**

Palm Harbor, FL  
jonogle@gmail.com

**Elizabeth Olancin**

Cape Coral, FL  
elizabethol@leeschools.net

**Julie Orsini Shakher**

Hollywood, FL  
orsinishakher@me.com

**Robert Ottesen**

Vero Beach, FL  
setter\_g@yahoo.com

**Maria Patino**

Miami, FL  
mariapatino@dadeschools.net

**Logan Pattyson**

Tallahassee, FL  
llp12b@my.fsu.edu

**Connie Phillips**

Crystal River, FL  
cphillips100@tampabay.rr.com

**Ruthie Platt**

Tallahassee, FL  
rplatt@fsu.edu

**Rosemary Plumstead**

Waretown, NJ  
aldersgate@msn.com

**Elizabeth Puckett**

Tallahassee, FL  
erp12@my.fsu.edu

**Marcia Reybitz**

Clearwater, FL  
reybitzm@pcsb.org

**Catherine Rivera**

Miami, FL  
mamagata@aol.com

**Linda Marie Robinson**

Saint Cloud, FL  
robinsol@osceola.k12.fl.us

**Ryan Robinson**

rr12b@my.fsu.edu

**Alina Rodriguez**

Miami, FL  
alinarodriguez@comcast.net

**Craig Roland**

Gainesville, FL  
rolandc@ufl.edu

**Zaida Ruiz**

Miami, FL  
zaidam@dadeschools.net

**Kathleen Sanz**

Tallahassee, FL  
kdsanz@faea.org

**Mona Schaffel**

artsymo@dadeschools.net

**Christine Schebilski**

North Port, FL  
chrisskiarts@gmail.com

**Colleen Schmidt**

Celebration, FL  
schmidtc@osceola.k12.fl.us

**Anna Marie Sealey**

Cape Coral, FL  
annsealey@gmail.com

**Robert Sherry**

Fort Myers, FL  
robert.e.sherry@gmail.com

**Sara Shields**

Tallahassee, FL  
skshields@fsu.edu

**Rachel Silver**

Miami Beach, FL  
rsilver1@dadeschools.net

**Kathy Skaggs**

Atlantic Beach, FL  
clayopatra@gmail.com

**Anita Smith**

West Palm Beach, FL  
anita.smith.2@palmbeachschools.org

**Pat Smith**

Naples, FL  
patandray1011@yahoo.com

**Jessie Spraggins Rochford**

Tallahassee, FL  
jessiespraggins@gmail.com

**Maddison Stevenson**

mcs14j@my.fsu.edu

**Noelle Stillman**

Clearwater, FL  
stillmann@pcsb.org

**Julie Stone**

Lakeland, FL  
julie.stone@polk-fl.net

**Tasha Strigle**

Ocala, FL  
trand79@yahoo.com

**Gina Sullivan**

sullivan@pcsb.org

**Julie Swanson Davis**

Galesburg, IL  
j.davis@dickblick.com

**Anthony Sznakowski**

Yulee, FL  
snak102@gmail.com

**Morgan Szymanski**

Spring Hill, FL  
mas12j@my.fsu.edu

**Michelle Tillander**

Gainesville, FL  
mtilland@ufl.edu

**Marilyn Traeger**

Miami, FL  
marilyn.traeger@gmail.com

**Maggie Vidal-Santos**

Miami Beach, FL  
dragonfly27@bellsouth.net

**Lindsay Waguespack**

Palm Harbor, FL  
waguespackl@pcsb.org

**Cindy Walker**

Chesterfield, MO  
cindywalker@gmail.com

**Caitlin Ward**

cmw13g@my.fsu.edu

**Beverly Williams**

Lakeland, FL  
beverly.williams@polk-fl.net


**Anthony Woodruff**

Lexington, KY  
anthony.woodruff66@gmail.com

**Marlon Zuniga**

Miami, FL  
marlonzuniga1980@yahoo.com

You Are Cordially Invited  
to the  
**2016  
Conference Gala**  
Saturday, October 8  
7-11 pm  
Vista Ballroom, Naples Grande  
*Artsy Party Attire Encouraged*  
Tickets Available: \$35



ARTISTICALLY • BUILT • CLOTHING

**FAEA**  
FLORIDA ART  
EDUCATION  
ASSOCIATION



**Join us as we honor this year's  
FAEA award winners:**

- To recognize individuals within the membership who have achieved the highest level of professionalism in art education; and
- To show appreciation for individuals or organizations that have contributed their services in an exemplary way to the association and to the professional goals we share.



**FAEA Awards Breakfast  
Saturday, 7:30am-8:30am**

Naples Grande Beach Resort, Vista Ballroom  
Limited tickets available for purchase.

**Artist Bazaar and Open Studio  
9:30pm-11:00pm**

The Artist Bazaar is an event for FAEA members and local associations to sell their artistic creations. There is also a simultaneous open studio where FAEA is partnering with Empty Bowls Naples.

During this event FAEA members will be painting pottery for Empty Bowls 2016 which raises money for the Harry Chapin Warehouse. Donate your talents and reserve a bowl to paint!

**Naples Grande Beach Resort**



# Special Thanks

To our 2016 partners

## Gold Partners



Ringling College  
of Art + Design



DEPARTMENT OF ART EDUCATION  
COLLEGE OF FINE ARTS

**BLICK**  
art materials



## Bronze Partners

*Columbus College of Art & Design*

*IEP - Paris*

*Jacksonville University*

*The Dalí Museum*



www.**axner**.com  
a trademark of Laguna Clay Company  
pottery supply

**Florida!!** You ask, we deliver!!

*Selected Laguna Clays*

**IN STOCK**

at **Axner.com**  
also available from  
Your local supplier  
of Laguna  
Glazes.



*The "Wow, they've got everything imaginable for working with clay, kid in a candy store and you can talk with a real person web store!"*

490 Kane Court, Oviedo, FL 32765 800-843-7057 Fax 407-365-7135

# Leave a Trail!

Lesson Plan  
for Grades 5-12



## Create a dynamic “paint trailed” book cover or wall hanging in the style of Henri Matisse!

*“When I see a picture, I forget what it represents. All that is important to me is line, form, and colors.” — Henri Matisse*

Make a vibrant, individual statement using brightly colored felts, paint applied by squeezing, and a folding technique that creates a repeating pattern. The end result is a functional piece of artwork in the form of a wall hanging or book cover!

[DickBlick.com/lesson-plans/leave-a-trail](http://DickBlick.com/lesson-plans/leave-a-trail)

**FREE** lesson plans and video workshops at  
[DickBlick.com/lesson-plans](http://DickBlick.com/lesson-plans).  
For students of all ages!



**BLICK**<sup>®</sup>  
800•447•8192 [DickBlick.com](http://DickBlick.com)



Visit  
[DickBlick.com/requests/bigbook](http://DickBlick.com/requests/bigbook)  
to request a FREE sale flyer!