

Fall 2013

fresh paint

**CONFERENCE
SCHEDULE**

**REGISTRATION
INFORMATION**

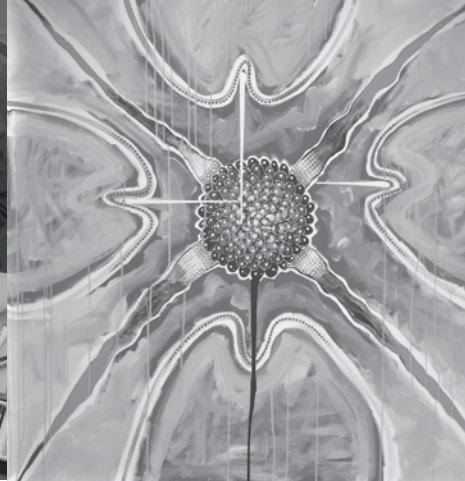


Call for Artists

2013 FAEA Member Virtual Exhibition



Visit www.faea.org to enter



contents

FALL 2013

Volume 37 • Issue 2

inside faea

DIVISION UPDATES5
 RETIREES GROUP7
 DISTRICTS ASSEMBLY7

9 Keynote Speakers

12 Conference Schedule

10 FAQ's

30 Member Virtual Exhibition

departments

PRESIDENT 4
 MEMBERSHIP FORM 29
 FLORIDA NEWS & NOTES.....30

ABOUT THE COVERS: Irina Ashcraft, *Indigo Sunrise*, Winter Springs, Florida (front); Susan Huskey Woas, *Dutchman's Pipe Dreams*, New Port Richey, Florida (back)

Lisa Kammel Raguso, Editor
 lisa@faea.org
 Debbie Dewell, Creative Director
 debbie@greatmindsinc.com
 David Dewell,
 Production Assistant
 david@greatmindsinc.com

PRINTING

Rapid Press, Tallahassee

A Quarterly Publication of the
FLORIDA ART EDUCATION
ASSOCIATION

Fresh Paint is a quarterly publication of the Florida Art Education Association, Inc. The purpose of this publication is to provide membership information. It is published digitally in the spring/summer (May) and winter (December), and printed and mailed in the fall (August) and printed and distributed at the annual conference (October), by the Florida Art Education, 402 Office Plaza Drive, Tallahassee, Florida 32301-2757. Periodical postage paid, Tallahassee, Florida (USPS 023179). POSTMASTER: Send address changes to FRESH PAINT, 402 Office Plaza Drive, Tallahassee, Florida 32301-2757

ADVERTISERS ACKNOWLEDGMENT

Fresh Paint is made possible, in part, by the participation of the following businesses whose advertisements appear in this issue. They make it possible to provide our membership with a high quality publication and we gratefully acknowledge their support of our mission. We hope that you will take special notice of these advertisements and consider the products and services that are offered. It is another important way you can support your professional association and the enhancement of

Florida art education. The publisher does not endorse any particular company, product or service. The Florida Art Education Association (FAEA) is not responsible for the content of any advertisement and reserves the right to accept or refuse any advertisement submitted for publication.

Advertisers in this issue:

Blick Art Materials 15
 The Art Institute 30



Mabel Morales, President
District Supervisor, Visual Arts
Miami-Dade County Public Schools

Vroom, Vroom...that's the typical sound we associate with the city of Daytona, Florida. Daytona is best known for its famous NASCAR and Daytona 500 Races, and is the mecca beach city for "motorsports". Daytona is also known for "Daytona Bike Week" in July and "Daytona Biketoberfest" in October and let's not forget that you can drive your car on the beach, which dates back to the 1900 car races. This October, Daytona will have a different face, and not associated with cars, racing or motorbikes. Instead, art education will be the pinnacle in Daytona for four fabulous days!

What else will Daytona and the 2013 FAEA Conference have to offer? Here is a sneak peek. Over four days, FAEA will offer over 100 workshop sessions, from Art Forums to Mini Studios to Half Day Studio Workshops which will focus on your needs as they relate to studio techniques, classroom management, common core and the arts, research, technology and art, and so much more. Conference participants will have the opportunity to explore nearby Ormond Beach as well as New Smyrna Beach and other memorable locations. Let's not forget the fabulous museums in the area: African Museum of Arts, Atlantic Center for the Arts, Museum of Art and Sciences, Ormond Beach Memorial Art Museum and Gardens, Southeast Museum of Photography and many neighboring art galleries. Additionally, having direct access to the Atlantic Ocean and the fabulous Daytona Beach will provide ample opportunities for extravagant and out-of-the-box creative explorations.

So, now you know you're planning to attend, but don't know how you can get the funding. Attending professional conferences benefits many areas of your profession, these include but are not limited to the following: you learn from other practitioners in your profession; meet people and organizations addressing these same key issues; you initiate relationships that you can continue via social media and/or meetings in person to explore issues in your field; you access job opportunities, internships, project and other work-based possibilities; you avail yourself of fellowship and grant

opportunities relevant to your area(s) of interest; you gain insight into the experiences of others who face challenges similar to yours; you learn about research and publications as well as other resources relevant to your profession; you have the opportunity to forge partnerships with colleagues who address key common issues/concerns; you have the opportunity to identify opportunities for service within the profession as a whole, and possibly through the professional association (if any) that is sponsoring the conference; you become familiar and cultured about the city where the conference is held; and most important of all, you demonstrate your commitment to the profession and organization sponsoring the conference. Additionally, you can earn continuing credits for certification, the knowledge you gather is valuable and it can all be applied to your educator evaluation process. Don't be afraid to ask your administration for funding, inquire about District sponsorship or even request funding from your school's PTA. You can also fundraise through your art club to assist you with your conference expenses. How about your local art teacher's organization, they may have conference sponsorship via the application process. Make sure you explore all possibilities so you don't miss out on this one of a kind art educators' field trip.

So if you haven't booked your hotel room by now, don't forget we will be staying at the wonderful Hilton Daytona Beach Resort – right on the ocean. Reservations must be made by September 15th to receive the special FAEA Conference rate. Conference pre-registration will open in early August so check www.faea.org for details. Join us also by entering your artwork in the annual Member Virtual Exhibition. The exhibition will be shown at the Ormond Beach Memorial Art Museum and Gardens on Thursday, October 10th as well as an excellent awards reception with some fabulous prizes for our juried winners.

We look forward to hosting all of you at our annual 2013 FAEA Conference in October. So, be sure not to miss out on the most amazing art educator's field trip ever!

BOARD OF DIRECTORS 2012-2013

EXECUTIVE COMMITTEE

Mabel Morales, President
mmorales14@dadeschools.net

Karen Nobel, President-Elect
karen.nobel@palmbeachschools.org

Jack Matthews, Past President
matthewsj@duvalschools.org

Linda Mangual, Secretary
manguall@bellsouth.net

DIVISION DIRECTORS

Glenda Lubiner, Elementary
glendalubiner@bellsouth.net

Dwayne Shepherd, Middle School
shepherdww@pcsb.org

Veronica Sarmiento, High School
veronica_sarmiento@scps.k12.fl.us

Dr. Michelle Tillander, Higher Education
mtilland@ufl.edu

Dana Warner, Supervision/Administration
dana.warner@sdhc.k12.fl.us

Lark Keeler, Museum Education
lkeeler@mocanomi.org

APPOINTED POSITIONS

Melissa Maxfield-Miranda, Districts
Assembly Chair
melissa.maxfield@gmail.com

Jack Turnock, North Region
jturnoc@ju.edu

Dr. Nicole Crane, East Region
nicole.crane@palmbeachschools.org

Jackie Henson-Dacey, West Region/
Student Chair
jhensondacey@yahoo.com

Evelyn Davila, Retired Representative
evedavila@myacc.net

Jennifer Gironda, Youth Art Month Chair
girondj@martin.k12.fl.us

Patricia Lamb, K-12 Exhibition/Awards Chair
patricia.lamb@polk-fl.net

Rosa Ansoleaga, Member-at-Large
ansoleaga@dadeschools.net

Staff

Kathleen D. Sanz, Ph.D., Managing Director

Lisa K. Raguso, Program Director

Val Anderson, Director of Operations

Richard Brown, Finance & Special Projects

Josh Bula, Technology & Web Support



Division Updates

ELEMENTARY SCHOOL DIVISION

Are we ready to pARTy on the beach? I know I am, and by the time it is conference time I will need a little break to get fresh new ideas that I can share with my students. I am encouraging all of you to come to Daytona this year for another great conference. I have heard all the excuses and I have used them all myself, however, getting away even for a few days gives you a new perspective when you get back to your

classroom. Being in the company of your peers of your professional organization gives us all a boost, not to mention all the fun we have (this year with the added attraction of the beach)!

It is time to step up to the plate and show your administration what an advantage it would be to you, your students, and the school if you came to the conference. It's never too late to advocate for your pro-

gram and the arts in general. I hope to see you all at the Elementary Division meeting on Friday, October 11th at 12:45 pm. Please make sure to come with some great news to share with all!

I look forward to seeing you ALL at the 2013 FAEA Conference, October 10-13, in Daytona Beach!

Dwayne Shepherd, Division Director
Osceola Middle School, Pinellas County



MIDDLE SCHOOL DIVISION

Hello Middle School Art Teachers! I hope you had a fun and relaxing summer vacation and you were able to re-energize your creativity. I love my career, but I am usually brain dead by the end of the school year so I am very appreciative of June, July and August. Did you do anything inspiring or exciting to ignite your creativity? I went to Chicago with a group of friends and I believe Chicago is architecturally one of the most interesting cities in the U.S. My friends and I experienced lots of incredible food and explored the nightlife, but my favorite day was at the Art Institute of Chicago. If you have not had this experience, put it on your Bucket List. The museum has a huge collection of Impressionism, my per-

sonal favorite style, as well as many works by Monet, Van Gogh, Degas, and Renoir. They also have the most famous piece of all, Seurat's "Sunday Afternoon". It is a great inspiring piece to use for a color wheel or optical illusion lesson. Also, an incredible sight to see is Chagall's stain glass "Windows of Peace". Hopefully you all did a little traveling this summer, even a day trip, with a journal, sketchbook or camera to inspire the artist within the teacher.

As you begin another school year, I hope you can take time to reflect back on the previous school year as to what did and did not work for you and your art students. I am always thirsty for new ideas and projects; and if I am not enthusiastic, neither will the

students. Our jobs can be challenging at times, but that is what makes them exciting!

This summer, I attended an FAEA Summer Workshop in Sarasota at the Ringling College of Art and Design. I learned new technology skills using complex equipment and software and I had many interesting interactions with other art educators throughout the state. My favorite day was using my new camera at the beautiful Selby Gardens in Sarasota. As we ate lunch, the facilitator made an iMovie using all of our photos. It is very important to experience professional development and, of course, art-related workshops are always fun and inspiring.

Speaking of great opportunities, the 2013 FAEA Conference will be October 10-13, in Daytona Beach at the beautiful Hilton Resort on the beach. You cannot miss it! We are even going to be creating sand sculptures on the beach. The conference gets bigger and better each year and it is an incredible way to network with other art educators throughout the state. I also look forward to creative brainstorming and the sharing of successes and challenges at the Middle School Division meeting.

I would like to end with a quote by Frank Stella, "I don't like to say, I have given my life to Art; I prefer to say, Art has given me my life!" Any questions, comments or suggestions, please feel free to contact me at shepherdw@pcsb.org. I hope to see you in October!





Division Updates

HIGH SCHOOL
DIVISION

Veronica Sarmiento,
Division Director
Seminole High
School, Seminole
County

It's that time of year again! As the start of each new school year comes around I like to review what and how I taught in my classroom the previous year, what other art teachers are doing, and what I can do to improve my work and my students' work. I am looking forward to our annual conference this fall at the Hilton Daytona Beach Resort, from October 10-13, where I always learn so many new things to bring into the classroom from best practices to new materials and methods that I had never tried or even thought of trying. Every time I learn something new, it is not only me who benefits, but also my students who ultimately gain new knowledge

Participating in professional development opportunities, specifically art-related ones really allow me to expand on my abilities in the classroom. I love getting to know other art teachers and learning what works for them in their classroom studios. Setting aside the time to share experiences with other art educators is a great way to expand on your teaching methods, curriculum and technology. It is also a fantastic way to make new friends, and build upon that network of like-minded individuals! That is just one of the benefits to attending the annual FAEA Conference. Our High School Division meeting will be taking place on Friday, October 11 at 12:45pm, so please make plans to be there!

Encourage all of your fellow art teachers to join FAEA. You can carpool to conference together and split the cost of the hotel room. Visit the FAEA website at www.faea.org for more information on attending conference and renewing your membership if you have not done so already. While you are checking that out, do not miss the opportunity to have your artwork exhibited at our juried 2013 Member Virtual Exhibition. Please feel free to email me with any questions or concerns you might have at sarmientovero@yahoo.com. See you soon!

HIGHER EDUCATION
MAKING WAVES: THEORY, PRACTICE AND
THE EDUCATION OF PROFESSIONALS

As the summer ends and the fall semester begins, I reflect on preparing art education students as professionals and my role as a professional. I began with a few wonderings in regards to art education theory and practice. These wonderings as artist/educator/researcher create tensions for the local, particular, situated, and theoretical context of teaching and learning in the arts. In 1904, Dewey published *The Relation of Theory to Practice in Education* in the third volume of *The National Society for Scientific Study of Education*, to review approaches used by Universities and Normal Schools in the education of teachers. Dewey's assertion was that there were two perspectives, that of an *apprenticeship* (tradition, best practice, past experience) associated with the Normal Schools and that of a *laboratory* (experimenting, testing practices, scientific) associated with the University.

Fast forward to 2013. How does an *apprenticeship* or *laboratory* model function today with emerging technologies and their impact on learning, teaching and creative inquiry in higher education? The answer is to develop a diverse skill set, learning agility, and be able to employ on-demand learning. The 2010 report, *21st Century Knowledge and Skills in Educator Preparation*, calls for professional development to integrate 21st century skills, tools and strategies; balance direct instruction with project-oriented learning; enable professional learning communities; cultivate teachers' ability to identify students' particular learning styles; develop teachers' abilities to use various assessment strategies; encourage knowledge sharing among communities of practitioners; and use scalable and sustainable models of professional development. Technologies incorporating touchscreens, voices, and interaction demonstrate the educational potential that augmented learning and mobile devices are having as educational environments adapt to the learner. How can art educators imagine diverse skill set, learning agility, and an on-demand professional self in the local, particular, situated, and theoretical context of art education?

In thinking about the questions above, I share below six habits that guide my professional practice. **Curate new knowledge and reflect on the quality of your practice**

by renewing your memberships and participating in art education communities. **Learn from experience** by attending the 2013 FAEA Conference in Daytona Beach so you can share or implement a take-way idea or skill. **Develop your practical and theoretical understanding** by critically reading contemporary practice and theory (*Teaching Naked*, 2012; *Teaching and Learning Emergent Research Methodologies in Art Education*, 2013). **Assist other art educators** by engaging in local, regional and national dialogues, like providing constructive feedback on the *Next Generation Sunshine State Standards (NGSSS)* or *The National Coalition for Core Arts Standards (NCCAS)*. Look at your skills and **leverage your abilities** for your students and colleagues. Moreover, **develop decision-making strategies** for exercising judgment under conditions of uncertainty, by using higher-order thinking, staying flexible, and being reflective. Make waves professionally for yourself and others as the Fall 2013 semester begins. Take full advantage of the 2013 FAEA Conference, *Making Waves through Visual Literacy*. I look forward to the Higher Education Division meeting on Friday, October 11, 12:45 pm-1:45 pm in Daytona Beach.

SUPERVISION/
ADMINISTRATION
DIVISION

Get ready to make some waves at the 2013 FAEA Conference in Daytona Beach, October 10-13! Reserve your room now and plan to enjoy an amazing experience growing professionally, sharing with colleagues, and attending worthwhile workshops and general sessions.

Please plan to attend our Supervision/Administration Division meeting the morning of Friday, October 11. We'll discuss implementation of CCSS, where it ties into NGSSS benchmarks, and how your district is planning to assess your students. See you at the beach in October!



Dana Warner,
Division Director
Hillsborough County
Public Schools



MUSEUM DIVISION

PROFESSIONAL DEVELOPMENT FOR MUSEUM EDUCATORS



Lark Keeler,
Division Director,
Museum of
Contemporary Art,
North Miami

This October at the annual FAEA Conference in Daytona, museum educators will be offered numerous classes to promote best practices and partnerships with schools and the community. Art Forums and Mini Studio Workshops will present innovative approaches for both museum educators and classroom educators.

Keep an eye out for these presentations in Daytona:

- Art Forum: Museum Education Idea Exchange with Lark Keeler
- Art Forum: Building Personal Connections through Art and Social Studies with Bonnie Bernau
- Art Forum: Mu SEE um with Carole Guterma
- Art Forum: The Salvador Dali Museum Junior Docent Program with Leslie Footlick and Bethany Mead
- Art Forum: Inclusive Innovation: Museum and Art Education Programming for Autism with Elizabeth Miron
- Art Forum: Partnering with a Museum for a Celebration of Art Education with Pamela Brown
- Mini Studio Workshop: Surviving Marzano: Generations: A Museum and K-12 Art Teacher Collaboration with Marcia Meale
- Mini Studio Workshop: The Other Arts in Visual Arts with Glendia Cooper
- And many more!

This great variety of offerings will include information about advocacy, interdisciplinary education, community connections, developing programming, object and project based learning, outreach, adaptive programming and accessibility, assessment, and unit and lesson plan development. Museum educators can learn about collaborations, experiments, solutions, and engaging visitors and participants in fresh new ways. I sure hope that you will join us and bring your own wealth of experience to share!

RETIRES GROUP

It's time for retirees to start thinking about October. The 61st FAEA Conference is just around the corner. I hope you are all making plans to attend. This year the conference will be at the beautiful Hilton Daytona Beach Resort. It's right on the beach, so naturally the board is planning some exciting outdoor activities. You don't want to miss this one. The Retirees meeting will be on Friday, October 11, from 12:45-1:45 pm.

Also, plan on participating in the "Big Giveaway." I was pleasantly surprised at the 2012 conference by the generosity of our wonderful vendors who donated new items, and by our FAEA members who cleaned out their art closets to help new teachers supplement their supplies. The tables were stacked high with goodies. Everything was swooped up until nothing was left. Please begin collecting items now to recycle and share in this wonderfully successful event.

This year a roundtable discussion between retired and beginning teachers is in the conference schedule. I believe our years of experience will be really helpful to the newcomers. Remember how isolated we sometimes felt when we were the only art teacher in the school? We can give new teachers fresh ideas on classroom management, discipline, dealing with administration, lesson planning and community support in a way that other classroom teachers

cannot. So plan to attend and if you have lesson plans or other handouts that you think are useful please bring them.

I recently found a 2011 email from Gerie Leigh listing items the retirees were working on and had already accomplished. Much has been done, but there still remains a lot to complete. The archival research and organization continues with plans to return to Tallahassee later in the year. We need to thank Gerie Leigh, Nan Williams and Clem Pennington for their hours of hard work. Over the years the team has spent weeks, if not months, gathering and preserving a staggering amount of archival information. The timeline display at the 2012 FAEA Conference showed how rich our history is. I hope you had a chance to look at it closely. We were proud of the fact that we found a photograph of every FAEA president since 1952, from Dot Rowlett to our President -elect Karen Nobel. We were even able to find a photo of the first Chairwoman of the Florida Teachers of Art, Millicent Chamberlain, who started it all when she led a small group of art teachers at a meeting at the 1945 FEA conference.

Thank you for allowing me to serve as your representative on the FAEA board and I hope to see each and every one of you at the Retirees meeting at this year's conference in Daytona Beach.

Melissa Maxfield-Miranda, Chair, South Region
Redland Elementary, Miami-Dade County



DISTRICTS ASSEMBLY

Greetings FAEA Districts Assembly affiliates! Hope everyone had a restful and fulfilling summer, all the while getting your creative juices ready to flow for the upcoming school year. Remember, creativity is bold! It's what keeps us motivated and interested in engaging with our future students and colleagues. So, to stay informed and be part of the conversation, attend our 61st Annual FAEA Conference in Daytona Beach. This year's conference is going to be amazing! The Hilton at Daytona Beach is beautiful and spacious (and on the beach). Bring your stories and inspiration for the visual arts in your area along with a summary of your yearly activities to share. I am looking forward to seeing you and your District's Representative at the Districts Assembly Meeting on Friday, October 11 at 2:30 pm. See you all then!



Don't miss the 2013 FAEA Conference

Making Waves through Visual Literacy

What to expect

Marvelous sessions
and workshops

A variety of commercial
vendors to peruse

Amazing keynote speakers:
Carlos Castellanos
and Wesley Fryer

Three days of networking
and best practice sharing
with your fellow art
educators from
around the state

Oceanfront inspiration

**61st Annual FAEA Conference
October 10-13, 2013**

Hilton Daytona Beach Resort

Hotel conference
rate: \$109/night

For reservations call:
1-386-254-8200

Visit www.faea.org
to register online.

THE 2013 FAEA CONFERENCE KEYNOTE SPEAKERS



WESLEY FRYER

Dr. Wesley Fryer is a digital learning consultant, author, digital storyteller, educator and change agent. With respect to school change, he describes himself as a “catalyst for creative engagement and collaborative learning.” Wesley earned his Ph.D. in Curriculum and Instruction from Texas Tech University in 2011. He is the author of two books, “Mapping Media to the Common Core: Vol I.” (2013) and “Playing with Media: simple ideas for powerful sharing” (2011). He has taught technology integration courses for pre-service teachers as an adjunct instructor at the University of Montana, the University of Central Oklahoma, the University of North Texas, and Wayland Baptist University. Wesley has served as an organizer for the annual K-12 Online Conference since it began in 2006. His blog, “Moving at the Speed of Creativity” (www.speedofcreativity.org) was selected as the 2006 “Best Learning Theory Blog” by eSchoolnews and Discovery Education, and is utilized regularly by thousands of educators worldwide. He leads 3 day iPad Media Camps and facilitates multi-day Scratch Camps for students helping them learn how to create games, make animations, and tell stories with free Scratch software from MIT. Wesley is the executive director of the nonprofit Story Chasers, Inc. He is a passionate advocate for digital oral history and works to empower people to archive the stories of their families and community.

For more information on Wesley Fryer, visit www.wesfryer.com.



CARLOS CASTELLANOS

Carlos Castellanos is a Cuban born award-winning illustrator/syndicated cartoonist and entrepreneur located in West Palm Beach, Florida. He is the co-creator and artist behind the popular nationally syndicated newspaper comic strip ‘BALDO’, the most widely distributed Latino family comic strip appearing in over 250 daily and Sunday newspapers and read by millions nationwide.

Castellanos is also the author of two books, *The Lower You Ride*, *The Cooler You Are* and *Night of the Bilingual Telemarketers* and co-author of *The Ultimate Success Secret*. Additionally, he is featured in the following books: *Latinos in the Arts* by Steven Otfinoski and *Your Brain on Latino Comics* by Frederick Luis Aldama. Castellanos is the executive producer of the ‘Baldo’ Animated TV series currently in development.

In addition to his thriving art business, Castellanos is an ART-preneur and founder of DrawnBySuccess.com, a resource site for professional artists sharing the secrets to earning a great income and an enviable lifestyle while doing meaningful creative work that inspires themselves and others.

For more information on Carlos Castellanos, visit drawnbysuccess.com.

ANSWERS TO YOUR CONFERENCE QUESTIONS

DO I HAVE TO BE A MEMBER OF FAEA TO ATTEND THE FAEA CONFERENCE?

Yes, you have to be a current member of FAEA to attend the conference. The membership year runs from July 1-June 30.

DO I HAVE TO REGISTER TO ATTEND THE FAEA CONFERENCE?

Yes, you must register to attend the FAEA Conference. You can pre-register online or fax or mail your paper registration. Online pre-registration is open until September 29, 2013. Fax or mail-in registration must be postmarked on or before September 18, 2013.

WHAT IS THE REGISTRATION FEE TO ATTEND THE FAEA CONFERENCE?

Online pre-registration is \$140, paper pre-registration by fax or mail is \$160, and on-site registration is \$160. Fees are reduced for undergraduate members and there is no fee for retired FAEA members.

ARE THERE ANY ADDITIONAL FEES TO ATTEND WORKSHOPS OR SPECIAL EVENTS AT THE CONFERENCE?

Yes, there is an additional cost and registration required to attend any Half Day Studio and Mini Studio Workshops which are considered "paid" workshops. There is also a fee to attend the Awards Breakfast and Saturday night's Fun in the Sun Beach Bash.

WHAT WORKSHOPS AND EVENTS ARE INCLUDED IN MY REGISTRATION?

All Art Forum sessions, general sessions, receptions and access to the commercial exhibit hall are included in your conference registration.

DO I SIGN UP IN ADVANCE TO ATTEND THE ART FORUM SESSIONS?

No, the Art Forum sessions are included in your conference registration and are on a first-come, first-serve basis.

WHAT IS THE AWARDS BREAKFAST?

The Awards Breakfast will be held on Saturday, October 12 from 7:30 am-8:30 am. This event honors the 2013 FAEA Award recipients, such as the Florida Art Edu-

cator of the Year. The event will begin with a hot plated breakfast followed by the presentation of awards to this year's honorees.

There is a fee to attend the awards breakfast and you can purchase tickets during pre-registration. There will be limited tickets onsite available for purchase.



WHAT IS THE FUN IN THE SUN BEACH BASH?

This Saturday night celebration provides an opportunity for members to let loose and relax after several days of presentations and workshops. This year's celebration will be held on Saturday, October 12 from 7:00 pm-11:00 pm and the theme is "Fun in the Sun Beach Bash". There is a fee to attend this event which includes a plated dinner and entertainment. You can purchase your tickets to attend the Bash during pre-registration. There will be limited tickets onsite available for purchase.

IS THE CONFERENCE SCHEDULE IN FAEA'S FALL FRESH PAINT THE FINAL SCHEDULE?

No, the conference schedule in the fall *Fresh Paint* is still subject to change. Conference schedule updates will be posted online at www.faea.org.

IS THERE A CERTAIN HOTEL I SHOULD STAY AT IF I AM ATTENDING THE FAEA CONFERENCE?

You can reserve a room at the conference site, Hilton Daytona Beach Resort, for the FAEA Conference rate of \$109/night. Call 1-386-254-8200 to make a reservation.

IF I HAVE QUESTIONS ABOUT THE FAEA CONFERENCE OR MY MEMBERSHIP WHO SHOULD I CALL?

You can call the FAEA Office at (850) 205-0068 and we will be happy to assist you.



2013 FAEA CONFERENCE REGISTRATION INFORMATION

PRE-REGISTRATION for the 61st Annual Florida Art Education Association (FAEA) Conference may be made online at www.faea.org. The deadline for online pre-registration is September 29, 2013.

If you choose to pre-register using the forms in this magazine please make special note of the submission deadline of September 18, 2013 (postmarked). Any registrations received after the postmark deadline will be returned and you must register on-site.

Registration Fees	2013 Online Registration	2013 Paper Registration	2013 On-site Registration
Members	\$140.00	\$160.00	\$160.00
Undergraduates	\$60.00	\$80.00	\$80.00
Retired FAEA Member*	–Complimentary Conference Registration–		
Half Day Studio	\$15.00	\$30.00	\$30.00
Mini Studio	\$5.00	\$5.00	\$5.00
Awards Breakfast	\$20.00	\$25.00	\$25.00
Fun in the Sun Beach Bash	\$30.00	\$35.00	\$35.00
iPad Raffle Tickets - set of 5	\$20	\$20	\$20
VIP (includes principals, superintendents)*	–Complimentary Conference Registration–		

*** All Retired FAEA Members and VIP guests must register to attend the conference. Any paid workshops require additional registration and fees.**

- **Deadline (postmark date) for paper registration: September 18, 2013**
- **Deadline (until midnight) for online registration: September 29, 2013**

CONFERENCE REGISTRATION REFUND POLICIES

1. Full registration refunds are available for cancellation requests made through September 30.
2. No registration refunds will be made for cancellations made after September 30, except for emergency situations. These will be reviewed on a case-by-case basis.
3. Refunds must be requested in writing (e-mail to Richard@faea.org is acceptable).
4. Emergency-related requests for refunds must be received no later than October 31. Requests received after that date will not be processed.
5. All refunds will be issued after the conference is completed.
6. Raffle tickets, special event tickets and memberships are all non-refundable.

The 61st FAEA Conference will be held October 10-13, 2013 at the Hilton Daytona Beach Resort. Please note that the schedule below is subject to change. Please check www.faea.org for updates to the conference schedule.

The following workshop types are being offered this year:

- Half Day Studio: 3 hour hands-on workshop; additional registration and cost required to attend
- Mini Studio: 2 hour hands-on workshop; additional registration and cost required to attend
- Art Forum: 1 hour presentation or demonstration; included in conference registration

You can register to attend the FAEA Conference and any Half Day or Mini Studio Workshops online at www.faea.org or you can register by mail/fax with the forms on page 27 and 28. Half Day and Mini Studio Workshops are assigned a number in the schedule below.

Please note that you must be a current FAEA member to attend the conference. The FAEA membership year runs from July 1 to June 30. You can renew your membership with your conference registration online or with the membership form on page 29.

For questions, please contact the FAEA office at (850) 205-0068 or visit www.faea.org.

THURSDAY, OCTOBER 10, 2013

9:00 am-11:00 am - Thursday
FAEA Board of Directors Meeting
Location: Hilton: Ponce de Leon

9:00 am-12:00 pm - Thursday
Half Day Studio Workshop - No. 101
Let's Get Mono (Printing!)

A variety of approaches to monoprinting will be demonstrated with an emphasis on patterning, color and design. Printing methods that are not dependent on a printing press will be shown. A press will be available as well.

Presenter(s): Mary Garcia
Audience: Middle School, High School
Location: Hilton: Tomoka A

11:30 am-1:30 pm - Thursday
Mini Studio Workshop - No. 102
Under the Sea in the Key Largo Reef: Sculpting Detailed Reefs in the Round
Bring the jewel-like colors and wild textures of a coral reef into the classroom with glass and clay. Excite your students

to explore their own Florida backyard by creating additive sculptures that demonstrate excellent ceramic skills as well as an understanding of environmental sciences. Participants will: sculpt a fabulously detailed coral reef including symbiotic species; learn how to interest students in the various types of coral, environmental issues facing our Florida reef, and interdependence; and leave with a finished sculpture, handouts, a PowerPoint, science and art benchmarks, website and literature links, and completed lesson plans.

Presenter(s): Tiffany Gower, Amber Ballard, Joyce Go, Susan Surprise-Kumiski, Sandra Olson

Audience: Elementary School
Location: Hilton: Tomoka B

11:30 am-1:30 pm - Thursday
Mini Studio Workshop - No. 103
Promote the Arts through an Integrated School-Wide Festival

This presentation will give participants an overview of how to easily create an arts integrated school-wide festival that will promote and validate your art program, show off student art and create extra revenue for your arts program. Each spring, as a culminating event to a year long study I "glorify" my student art with a school-wide festival that includes a fine art display held in the multipurpose room, hands on make-it-take-it activities and an art in the dark installation held in the art room. Over 10 exciting arts integrated thematic units will be presented as well as tips and tricks to a successful show. Three of the units have been awarded the "most creative award" by the Futures Foundation for Volusia County. All the handouts, lesson ideas, organizational tools, letters to parents, photos, and promotional materials participants will need will be included in a complimentary CD. Materials will be provided for participants to create quick and easy examples of art activities for the festival as well as examples for a black light show.

Presenter(s): Tiffany Blushiy
Audience: Elementary School
Location: Hilton: Tomoka C

11:30 am-1:30 pm - Thursday
Mini Studio Workshop - No. 104
Back by Popular Demand: Encaustic for Beginners

Encaustic, painting in melted beeswax, damar resin and pigment, is an ancient art harkening back to Roman days. Learn how to play with hot wax and you will be hooked!

Presenter(s): Irina Ashcraft
Audience: High School, College/University
Location: Hilton: Halifax A

11:30 am-1:30 pm - Thursday
Mini Studio Workshop - No. 105
Head, Hands and Art....Digitized

Explore the art of body adornment through cultures from around the world. Attendees will participate in two-hands on activities that will implement the use of Adobe Photoshop Elements. Participants must bring a computer or iPad with the program/app Adobe Elements installed. Lesson plans and visual resources provided

Presenter(s): Julie Levesque, Amy Laroche
Audience: Elementary School, Middle School
Location: Hilton: Halifax B

11:30 am-1:30 pm - Thursday
Mini Studio Workshop - No. 106
Tangle with Color: Using Zentangle® to Teach Color Theory

Are you looking for a fresh approach to teaching the color wheel, value and color schemes? Adapting this popular drawing technique (created by artist Rick Roberts and Maria Thomas), which is achieved through pattern-making, lesson plans that actually engage students in the color process and produce interesting and creative results will be presented. Participants will work with pencil, ink pen, colored pencil, watercolor, dual brush markers, white pens and more!

Presenter(s): Paula Ferrell
Audience: High School
Location: Hilton: Halifax C

11:30 am-12:30 pm - Thursday
Art Forum
Environmental Superhero Arts-Integrated Storybooks

This presentation describes how an art educator and writing educator collaborated together with fourth graders to create an environmental superhero to address a global issue. The final outcome allowed each student to write a persuasive short story describing an environmental concern with illustrations and layout created in art class.

Presenter(s): Nicholas Wozniak
Audience: All
Location: Hilton: Coquina G

11:30 am-12:30 pm - Thursday

Art Forum

Photographing the Artistic Process to Encourage Student and Teacher Reflection

This session will provide a description of how photographs were used to chronologically document and encourage reflection of high school students' artistic processes. A photo elicitation interview method requested that students photograph their work periodically and then provide a detailed description of their thoughts and actions. Examples of resulting series of photographs and student reflections will be shared and a discussion welcomed.

Presenter(s): Adriane Pereira

Audience: High School

Location: Hilton: Coquina H

11:30 am-12:30 pm - Thursday

Art Forum

Creating Digital Demos

Do you run out of time to set up presentations? Is it difficult for students to see what you are demonstrating? What if you have a student that needs a quick review or was absent for your demo? Learn how to use your iphone or digital camera with Keynote or PowerPoint to create interesting presentations for your classroom.

Presenter(s): Kathy Skaggs

Audience: All

Location: Hilton: Coquina F

1:00 pm-4:00 pm - Thursday

Half Day Studio Workshop - No. 107

Art and History of the Seminole People (Florida Viva 500)

This hands-on workshop will introduce teachers to the art and history of the Seminole Indians. A short history introduction will be provided and then followed by three different projects: beaded ring, pattern design and Seminole doll.

Presenter(s): Stacey Fisher

Audience: Elementary School, Middle School

Location: Hilton: Tomoka A

1:30 pm-2:30 pm - Thursday

Art Forum

Critical and Creative Processes in a Learner-Directed, High School Art Class

The purpose of this presentation is to share the purpose, methods, findings, and implications of a dissertation research project focused on understanding the critical thinking and creative processes of students in a learner-directed high school art class. Specific attention

is given to developing interview methods based on student artwork and researcher elicited photographs. Photo elicitation interviews developed rapport with students and served as a guide for students, teacher, and researcher to reflect on student artistic process. Other methods included extensive field observations, focus groups, and document analysis. A thematic analysis revealed emergent themes. Implications for practice will be shared and discussion welcomed.

Presenter(s): Adriane Pereira

Audience: High School, College/University

Location: Hilton: Coquina H

1:30 pm-2:30 pm - Thursday

Art Forum

Art Around Town: Local Student Art Exhibitions

Learn to showcase student artwork while strengthening art education in your community. Participation in student exhibitions displays art knowledge and skills while promoting students' awareness, esteem and expression. This presentation will explore the entire process of student exhibitions from the use of technology for increased community awareness to the reciprocal benefits for the art program. Presenters will discuss approaches for securing collaborations, utilizing available technology, following submission guidelines, encouraging student interest and maintaining positive community relationships. Explore the sequential method from beginning to end, with two experienced practicing artists and art educators.

Presenter(s): Nicole Crane, Britt Feingold

Audience: All

Location: Hilton: Coquina G

1:45 pm-3:45 pm - Thursday

Mini Studio Workshop - No. 108

A Tree Like Me

This workshop will take you step-by-step through a lesson plan devoted to the art of self expression. Students use a tree as a symbolic representation of themselves. This lesson plan can be used in K - 12 and higher education. The presentation will cover the introduction to the lesson, art work viewed, student examples and closing assessment.

Presenter(s): Nicholas Wozniak

Audience: All

Location: Hilton: Tomoka B

1:45 pm-3:45 pm - Thursday

Exhibitor Product Showcase - No. 109

Magnificent Mugs!

Learn how to make funky soft slab mugs

with volume! This hands on workshop will utilize paper templates and soft textured slabs of clay to create functional mugs. Participants will also explore easy ways to make beautiful handles. Each participant will leave with at least one completed mug ready for bisque. All materials will be provided.

Presenter(s): Jennifer Hoolihan

Audience: Elementary School, Middle School, High School, College/University

Location: Hilton: Tomoka C

1:45 pm-3:45 pm - Thursday

Mini Studio Workshop - No. 110

Weaving

This workshop includes making a small fiber weaving with embellishments. Handouts will also show examples and symbolism of the fiber arts that join us together as a global family and reflect our world, celebrations and much more.

Presenter(s): Nan Williams

Audience: Elementary School

Location: Hilton: Halifax A

1:45 pm-3:45 pm - Thursday

Mini Studio Workshop - No. 111

Enhancing Your Photographic Production Skills Using Photoshop Techniques

Examine post-production procedures to refine and improve photographs. Learn how to use various photographic effects such as: lomo effect, vintage/old photograph effect, hand-coloring and vignetting effects, and overlaying textures and tones. Please bring a laptop (Mac preferred) with Photoshop software such as CS5 and some photographs that need help!

Presenter(s): Alyce Walcavich

Audience: High School

Location: Hilton: Halifax B

1:45 pm-3:45 pm - Thursday

Mini Studio Workshop - No. 112

Stories of the Arctic North: Classic and Contemporary Art Traditions

What would your story of the Arctic be? University of Florida art education students partnered with third graders at Expressions Academy to share with them an interdisciplinary lesson about the environment and culture of people of the Arctic North. Come hear about this lesson and create your own storytelling tapestry.

Presenter(s): Carrie Grunnet

Audience: Elementary School, Middle School, High School

Location: Hilton: Halifax C

(Continued on page 14)

2:45 pm-3:45 pm - Thursday

Art Forum

ART Teachers with SmART Boards!

Do you have a Smartboard or are you just curious? This workshop will cover how to write your own Smart Notebook Presentations tailor made for your lessons and learning goals! Bring your laptop with Notebook software if possible.

Presenter(s): Linda Crawley

Audience: Elementary School, Middle School, High School

Location: Hilton: Coquina H

2:45 pm-3:45 pm - Thursday

Art Forum

Techniques for Visual Arts - Critiquing the Lesson for Excellence

How do you critique yourself as a visual arts teacher? What strategies do you implement to help you become a highly effective teacher? Learn techniques and strategies that are effective when critiquing lessons for excellence. The presenter will be working specifically on two types of lesson skills that will help participants evaluate their own lessons.

Presenter(s): Julie Stone

Audience: All

Location: Hilton: Coquina G

2:45 pm-3:45 pm - Thursday

Art Forum

Participating in the Scholastic Art Awards Program

This presentation will discuss how to participate in this 90 year old regional and national competition. Participation in the Scholastic Art Awards can bring regional and national recognition to art teachers and their schools and students. Along with basic information on the awards, the criteria for judging will be discussed and examples of award-winning work will be shown. Come learn about this prestigious competition for students in grades 7-12.

Presenter: Gerie Leigh

Audience: Middle School, High School

Location: Hilton: Coquina F

4:00 pm-5:30 pm - Thursday

General Session with Keynote Speaker: Carlos Castellanos

Location: Hilton: Coquina A/B/C

7:00 pm-9:00 pm - Thursday

Member Virtual Exhibition and Reception

Celebrate FAEA's member artists and enjoy one of the local museums.

Location: Ormond Memorial Art Museum and Gardens

FRIDAY, OCTOBER 11, 2013

8:00 am-4:00 pm - Friday

Commercial Exhibit Hall Open

The Commercial Exhibit Hall will be open from 8:00 am-12:30 pm and 1:45 pm-4:00 pm.

Location: Hilton: Coquina D/E

8:00 am-10:00 am - Friday

**Mini Studio Workshop - No. 201
Pop-up Bookmaking**

This fun twist on bookmaking is greatly enjoyed by third, fourth and fifth grade students to enhance their art journal, paper sculpture or creative writing. Teacher-made videos of reverse fold, spiral and spring pop-up help the instruction of the fine details of this medium.

Presenter(s): Linda Stevenson

Audience: Elementary School

Location: Hilton: Tomoka A

8:00 am-10:00 am - Friday

**Mini Studio Workshop - No. 202
"Create-A-Bot" Using Found Objects to Create a Recycled Robot**

Participants in this workshop will use found objects, cardboard packaging, scrap materials and junk to create a recycled robot. Through this lesson, students will learn about the importance of recycling to help their environment. Extension activities showing painting and printing lessons will also be discussed and student examples will be on display.

Presenter(s): Steven Miller

Audience: Elementary School, Middle School

Location: Hilton: Tomoka B

8:00 am-10:00 am - Friday

**Mini Studio Workshop - No. 203
Symmetry or Kool Kaleidoscope?**

Need a lesson that combines art and math? These kaleidoscope-like paper designs teach radial symmetry in a spectacular way. With some simple measurements and paper folding, your students will impress themselves beyond belief. Every student has a successful experience, and by reducing or enlarging the proportions of the materials, this project can be adapted for students of various ages or capabilities.

Presenter(s): E. Marie Fielding

Audience: Elementary School, Middle School

Location: Hilton: Tomoka C

8:00 am-10:00 am - Friday

Mini Studio Workshop - No. 204

My Numerical Self: A Self-Portrait Using Numbers

Are your students tired of drawing themselves in a self-portrait? My Numerical Self, asks artists to think of different events, locations and people, which have a special meaning. Artists will then compose an image giving viewers a glimpse of the significance to their number. Participants will learn the basics of design while incorporating the elements and principles.

Presenter(s): Katie Harris

Audience: Elementary School, Middle School, High School

Location: Hilton: Halifax A

8:00 am-10:00 am - Friday

**Mini Studio Workshop - No. 205
"Max-ed" Out**

This hands-on workshop will explore the artwork of illustrator and graphic artist Peter Max through the use of recyclable vinyl 45-rpm records and bright neon color and paint markers. Participants will explore Max's use of psychedelic shapes and color palettes of the 1960's along with his love of astronomy which contributed to the wildly popular self described Cosmic Art styles of that decade.

Presenter(s): Linda Mangual

Audience: Elementary School

Location: Hilton: Halifax B

8:00 am-10:00 am - Friday

**Exhibitor Product Showcase - No. 206
Block-Print Koinobori**

In Japan, Children's Day is heralded by flying fish - carp-shaped windowsocks known as koinobori. Participants will block print scales onto fish-shaped pieces of SmartFab, then add details using acrylic paints. Final assembly is a breeze! Safe for outdoor display. Presented by Blick Art Materials.

Presenter(s): Linda Carter

Audience: Elementary School, Middle School, Museum

Location: Hilton: Halifax C

8:30 am-12:00 pm - Friday

Art Supervisors' Meeting

Location: Hilton: Ponce de Leon

9:00 am-12:00 pm - Friday

**Half Day Studio Workshop - No. 207
The Sea Sponge**

Are you stuck looking for a lesson that

can be completed quickly in one class? Check out our workshop on the Sea sponge. We'll be doing at least two painting projects for you to take home, along with a packet of different suggestions to use with all the grades, K through 5. Children enjoy how successful they are as artists with these paintings and parents are amazed with the finished projects.

Presenter(s): Laurie Belle, Chad Lyons
Audience: Elementary School
Location: Ocean Center: 101 A

9:00 am-12:00 pm - Friday
Half Day Studio Workshop - No. 208
The Magic of the Tiki Sculptural Masks

Explore the culture and mysteries of Pacific Mask Making and Tikis by creating your own mini mask using balsa and simple carving tools. Release your inner magic to make a unique portrait full of spirit and possibilities.

Presenter(s): Catherine Rivera
Audience: Elementary School, Middle School, High School
Location: Ocean Center: 101 B

9:00 am-12:00 pm - Friday
Half Day Studio Workshop - No. 209
Monoprint Lab - Printing without a Press

Back by popular demand! Monotypes are a unique process in which a one-of-a-kind image is made. After learning a variety of techniques, water-based inks will be used to create a series of Monoprints in this hands-on workshop. This is a fun, easy, and inexpensive way to have your students make beautiful prints! This workshop is truly suitable for elementary, middle, and high school aged students.

Presenter(s): Kymberly Moreland-Garnett
Audience: Elementary School, Middle School, High School
Location: Ocean Center: 101 C

9:00 am-12:00 pm - Friday
Half Day Studio Workshop - No. 210
Images on Clay: Silkscreening

This workshop will demonstrate how to create simple silkscreens using EZ Screen. Participants will learn how to expose the frameless silkscreen material using only sunlight and then use them with underglazes to print onto flat and curved clay surfaces.

Presenter(s): Kathy Skaggs
Audience: Middle School, High School, College/University
Location: Ocean Center: 102 A

9:00 am-12:00 pm - Friday
Half Day Studio Workshop - No. 211
Going to Extremes with Golden Paints

Participants will work with Golden Paints, assorted watercolor pencils, special mediums, and glazes to capture light, line, and texture on transparent and opaque fabrics collaged onto hard-board. Subjects studied will be the still life set up in the art studio, or photos of people or objects from the participants own stash of art journals or sketchbooks.


Presenter(s): Patricia Miles
Audience: Middle School, High School, College/University
Location: Ocean Center: 102 B

9:00 am-12:00 pm - Friday
Half Day Studio Workshop - No. 212
Portrait Painting in Alla Prima

Experience the Alla Prima painting technique in a limited palette. Participants

(Continued on page 16)

The walls are watching you!




Whimsical Wall Pockets!

Explore the rich and varied history of wall pockets and face jugs from cultures around the world. This project stirs the imagination as students create beautiful, whimsical, or even scary "hangable vases" out of clay, then glaze, paint, and embellish them. Deciding how to fill them is fun, too!

www.dickblick.com/lesson-plans/the-walls-are-watching-you/



FREE
lesson
plans &
videos!



BLICK[®]

800•447•8192 DickBlick.com

will observe a demonstration and then produce a composition from a masterpiece. Materials and a colored handout will be provided

Presenter(s): David Chang

Audience: All

Location: Ocean Center: 102 C

9:00 am-10:00 am - Friday

Art Forum

Picture This: 100 Hundred Years from Now

This presentation will concentrate on a collaborative arts integration unit of study using creative imagination to describe the future 100 years from today. Learn about how the art and writing educators worked with fifth graders to construct an illustrated story book identifying significant ecological changes the students identified as significant.

Presenter(s): Nicholas Wozniak

Audience: All

Location: Hilton: Coquina A

9:00 am-10:00 am - Friday

Art Forum

Just Clay and Play

Experience clay as an engaging adventure about process not product. Discover ancient ways of engaging students with clay that do not require kiln firings. Scaffold students into an immersion where all subjects are integrated, including digital technology which students will enjoy the hands on of experiencing one of their favorite art mediums.

Presenter(s): Catherine Cross Tsintzos

Audience: Elementary School, Museum, Administration/Supervision, All

Location: Hilton: Coquina H

9:00 am-10:00 am - Friday

Art Forum

Digital Photography and the Art Field Trip

The presenter will discuss organizing a successful on-site photo shoot as part of a students' art field trip. Introduce the basics for students taking quality photos, editing photos using iPhoto and possibilities for exhibiting students' results.

Presenter(s): Donna Sinicrope

Audience: Elementary School, Middle School, High School

Location: Hilton: Coquina G

9:00 am-10:00 am - Friday

Art Forum

Helping Students Find Their Visual Voice

The way to help students break through the dreaded "Fear of the White Paper Syndrome" is to understand what drives our personal way of perceiving things and what stimulates our mind. What turns on our creativity? How do we relate to the art of others? What in our personal world ignites us? The presenter will discuss the tools to understand how to breakout and have the courage to be ourselves in our art and in turn encourage our students' creativity.

Presenter(s): Marsha Gegerson

Audience: High School

Location: Hilton: Coquina C

9:00 am-10:00 am - Friday

Art Forum

How to Start an Animation Art Club in your Elementary School

The presenter will explain how she started an after school Animation Art Club at her Title I elementary school. Participants will receive helpful ideas on how to start one from scratch in your own school including: how to select the students, how to structure the program, simple materials and software to use, and more! There will also be a behind-the-scenes peek at the students' process along with their final animations.

Presenter(s): Michelle Savran

Audience: Elementary School

Location: Hilton: Coquina F

9:00 am-10:00 am - Friday

Art Forum

Partnering with a Museum for a Celebration of Art Education

This presentation will provide the steps taken to plan and carry out an art education advocacy event. The presenter will cover from the beginning with approaching museum administrators and surveying district teachers to details of the planned activities and pictures of the day of the event.

Presenter(s): Pamela Brown

Audience: All

Location: Hilton: Coquina B

10:15 am-12:15 pm - Friday

Mini Studio Workshop - No. 213

Cafe Au Paint

Do you have students who do not respect the art materials? Are you working on a shoestring budget? Then this workshop is for you. Participants will pretend to

be in a cafe or restaurant, and each art material will represent a different food or object in their place setting. Since everything has its place and has a relatable, real world comparison, it adds value to the art materials. Participants will then create a color wheel (plate) with their materials (food).

Presenter(s): Jacquelyn Mangold

Audience: Elementary School

Location: Hilton: Tomoka A

10:15 am-12:15 pm - Friday

Mini Studio Workshop - No. 214

The Cutting Edge

Participants in this workshop will work with a sequence of scissor skills that improve students' ability to form increasingly complex paper designs. Handouts provided will explore the history, function, and design of scissors and paper forms in many cultures.

Presenter(s): Nan Williams

Audience: Elementary School

Location: Hilton: Tomoka B

10:15 am-12:15 pm - Friday

Mini Studio Workshop - No. 215

Native American Ceramics

In this workshop, participants will create a Native American totem pole and a mini rainstick utilizing ceramic clay as well as DAS Clay. The presenter will provide a PowerPoint and SMART Notebook Lesson Plan formats.

Presenter(s): Linda Marie Robinson, Nylene Anderson

Audience: Elementary School, All

Location: Hilton: Tomoka C

10:15 am-12:15 pm - Friday

Mini Studio Workshop - No. 216

Contemporary Jewelry Design from Found Objects and Non-Traditional Materials

In this workshop, participants will be introduced to approaches and processes in creating jewelry from non-traditional materials. Examples of both professional and student work will be explored, as well as assessment options. Participants will have an opportunity to create their own piece of jewelry and are encouraged to bring in found objects to use and share. Approaches to photographing final works for online galleries, show submission and the inclusion in AP 3D portfolios will also be covered.

Presenter(s): Marty Loftus

Audience: Middle School, High School

Location: Hilton: Halifax A

10:15 am-12:15 pm - Friday

Mini Studio Workshop - No. 217

Printmaking in the Computer Art Room, Third Round!

In this workshop, participants will be using computer generated images on altered printing surfaces with a regular printer. This project can be used with elementary through Advanced Placement levels of graphic learning. Simple printers and computers only can be used, nothing fancy needed. Please bring three of your favorite computer images in JPG format on a flash drive.

Presenter(s): Andrea Goodson

Audience: Elementary School, Middle School, High School

Location: Hilton: Halifax B

10:15 am-12:15 pm - Friday

Exhibitor Product Showcase - No. 218 Block-Print Koinobori

In Japan, Children's Day is heralded by flying fish - carp-shaped windsocks known as koinobori. Participants block print scales onto fish-shaped pieces of SmartFab then add details using acrylic paints. Final assembly is a breeze! Safe for outdoor display. Presented by Blick Art Materials.

Presenter(s): Linda Carter

Audience: Elementary School, Middle School, Museum

Location: Hilton: Halifax C

10:15 am-11:15 am - Friday

Art Forum

The Art of Re-Interpretation

What are the results of photography students who re-interpret master artists' works? In this presentation, you will see the results of two lesson plans in an undergraduate photography class which concentrated on re-interpreting Richard Avedon's Marilyn Monroe photograph. In addition, these same students selected a Norman Rockwell illustration and used photography to re-interpret it.

Presenter(s): Nicholas Wozniak

Audience: All

Location: Hilton: Coquina A

10:15 am-11:15 am - Friday

Art Forum

Taming the Kindergarteners!

Continued frustration with kindergarten classes led the presenter to rethink classroom expectations. With emphasis on the developmental stage of the five to six year old child, learn how the presenter now slows down, breaks learning goals into micro steps and builds in lots

of positive reinforcement.

Presenter(s): Pamela Brown

Audience: Elementary School

Location: Hilton: Coquina B

10:15 am-11:15 am - Friday

Art Forum

Mu SEE um

This presentation will share a museum partnership between the Norton Museum of Art and the Palm Beach Day Academy. Last summer, teachers at Palm Beach Day Academy asked the Norton to partner on a special project for their kindergarten students. Learn how this partnership fostered a deeper understanding of the arts and instilled community connections in the students.

Presenter(s): Carole Gutterman

Audience: Elementary School, Museum, All

Location: Hilton: Coquina F

10:15 am-11:15 am - Friday

Art Forum

Vida y Obra! Life and Work! Amelia Peláez

In this session, educators will be introduced to the life and work of Cuban painter Amelia Peláez and how Cuban Colonial architecture, iron lattice work and other factors influenced her style of Cubism. Moreover, teachers will be shown a variety of examples of student work inspired by this important and overlooked artist.

Presenter(s): Roxana Cocina

Audience: All

Location: Hilton: Coquina G

10:15 am-11:15 am - Friday

Art Forum

1 and 2 Point Perspective: Interior Design and 3-D Models

This presentation will focus on interior design and it's real world application in the middle school art classroom. Learn how to present 1 and 2 point perspective to your students through room illustrations and building the rooms in a 3-D model.

Presenter(s): Serrena Hospedales

Audience: Middle School

Location: Hilton: Coquina C

10:15 am-11:15 am - Friday

Art Forum

Art for Families - Fostering the Value of Art in the Home and Community

A sampling, revisit and overview of family programming ideas for multicultural, multigenerational, special needs and

homeless families to engage in meaningful art-making experiences.

Presenter(s): Catherine Cross Tsintzos

Audience: Museum, Administration/Supervision, All

Location: Hilton: Coquina H

11:30 am-12:30 pm - Friday

Art Forum

Art and Technology

Participants will be enlightened to the latest trends using technology as a medium for making art.

Presenter(s): Timothy Smith

Audience: All

Location: Hilton: Coquina A

11:30 am-12:30 pm - Friday

Art Forum

The Salvador Dali Museum Junior Docent Program

This presentation will help elementary teachers and museums understand collaborating together to develop a successful program that teaches art appreciation and builds self-esteem for students through public speaking. The history of this successful program will be provided as well as how to build this unique program in your own community.

Presenter(s): Leslie Dickey, Esta Levine

Audience: Elementary School, Museum

Location: Hilton: Coquina F

11:30 am-12:30 pm - Friday

Art Forum

Floating Mid AiR: Artist-in-Residence

Have you ever thought about doing an artist residency? Do you know where to begin? This presentation serves as an introduction to function and forms of artist residencies. Participants will explore the discovery of process, examine the concept of daily practice and expand the definition of artist's purpose.

Presenter(s): Susan Feliciano

Audience: All

Location: Hilton: Coquina H

11:30 am-12:30 pm - Friday

Art Forum

Building Personal Connections Through Art and Social Studies

Art has the power to initiate connections between social studies objectives and elementary children's personal experiences. This session will present a successful seven-year community outreach model of museum education, as well as

(Continued on page 18)

sustainable replication suggestions, that meet state standards in social studies and art. Learn how one museum, drawing from carefully selected art in their collection as well as free materials available through state agencies, meets the needs of a rural community audience - a population virtually unable to visit the museum. Session attendees will be given samples of program materials from this model and have time to share ideas.

Presenter(s): Bonnie Bernau

Audience: Elementary School, Museum

Location: Hilton: Coquina B

11:30 am-12:30 pm - Friday

Art Forum

Surviving the First Year of Advanced Placement 2D Design and 3D Design: Tips and Reflections

So you are teaching Advanced Placement Art this year or next year? As first year Advanced Placement instructors, the presenters will be sharing ideas found to be most successful during the year, such as submitting the final portfolio, critiques, handouts, calendars, and other tips for keeping yourself sane and organized during the school year.

Presenter(s): Katie Harris

Audience: High School

Location: Hilton: Coquina G

11:30 am-12:30 pm - Friday

Art Forum

Get Fired Up! Use Your Kiln

This presentation will encourage participants to gain confidence in using their electric kilns at their school sites. This forum will give an overview of the parts of a kiln, the basic firing schedules for both bisque and glaze, loading and unloading procedures, along with general maintenance and safety. Lesson plans and class projects will also be discussed for handy tips and time savers.

Presenter(s): Melissa Maxfield-Miranda

Audience: Elementary School, Middle School, High School

Location: Hilton: Coquina C

12:45 pm-1:45 pm - Friday

Elementary School Division Meeting

Location: Hilton: Coquina F

12:45 pm-1:45 pm - Friday

Middle School Division Meeting

Location: Hilton: Coquina G

12:45 pm-1:45 pm - Friday

High School Division Meeting

Location: Hilton: Coquina H

12:45 pm-1:45 pm - Friday

Higher Education Division Meeting

Location: Hilton: Tomoka A

12:45 pm-1:45 pm - Friday

Museum Division Meeting

Location: Hilton: Tomoka B

12:45 pm-1:45 pm - Friday

Retirees Group Meeting

Location: Hilton: Tomoka C

2:00 pm-3:00 pm - Friday

Art Forum

Art with Technology

Graphic design is a visual communication that includes art, technology and creative thinking. This presentation will discuss a study that shows how best to integrate technology and art for enhancing the creative process. Examples of students' works will also be included.

Presenter(s): Joo Kim

Audience: All

Location: Hilton: Coquina G

2:00 pm-3:00 pm - Friday

Art Forum

Practicing What We Teach

Become a practicing artist while teaching. Participants will learn the methods of artistic confidence, establishment of value, effective photography of artworks and professional portfolio.

Presenter(s): David Chang

Audience: All

Location: Hilton: Coquina H

2:00 pm-3:00 pm - Friday

Art Forum

Propaganda Art in the Dutch Republic

In this presentation, art work from the Dutch Golden Age will be the focus. The work of Rembrandt and his contemporaries will be viewed and the messages conveyed by their work will be discussed.

Presenter(s): Cindy Jesup

Audience: All

Location: Hilton: Coquina F

2:15 pm-4:15 pm - Friday

Mini Studio Workshop - No. 219

Totally in Zen in the Park with Daruma

The Daruma doll is a hollow, round, Japanese traditional doll modeled after Bodhidharma, the founder of the Zen sect of Buddhism. Daruma dolls are also known as "Omocho" meaning toy and/or talisman of good luck. In this workshop, participants will learn a quick, easy and inexpensive method of creating a Daruma doll that your students will surely enjoy. The presenter will discuss how to incorporate them into a unique end of the school year group project and installation.

Presenter(s): Roxana Cocina

Audience: Elementary School, Middle School, High School

Location: Ocean Center: 101 A

2:15 pm-4:15 pm - Friday

Mini Studio Workshop - No. 220

Digital Photography with Any Camera

As art teachers we realize photography is an engaging media for teaching art. This workshop will demystify the basic controls of cameras, investigate the use of light, explore composition, and discover intriguing viewpoints to facilitate coaching students how to make captivating photos. Please bring your camera and learn together. A tripod or monopod and cord connectors to download photographs is also helpful.

Presenter(s): Jack Tovey

Audience: All

Location: Ocean Center: 101 B

2:15 pm-4:15 pm - Friday

Mini Studio Workshop - No. 221

The Confident Line

Hesitation (and erasers) are the bane of any artist's existence. Participants



will learn how to create their own fluid, confident artworks and to teach their students to do so as well. Participants will be using ink in this workshop, so white is not a good wardrobe choice! Please bring sketches and/or photographs to work from to avoid the lost “blank paper” time we everyone is prone to in groups.

Presenter(s): Gwenn Seuling
Audience: All
Location: Ocean Center: 101 C

2:15 pm-4:15 pm - Friday
Mini Studio Workshop - No. 222
Digital Underwater Landscapes

This workshop will show examples of art created by students using iPad apps and will include a hands on lesson using the Artrage app. Participants will incorporate a photo of an original collage, make use of multiple layers including duplicating and transforming layers, and explore all tools within the app and their properties. Please bring an iPad with Artrage loaded on it if possible.

Presenter(s): Linda Hilterbrandt
Audience: Elementary School
Location: Hilton: Tomoka A

2:15 pm-4:15 pm - Friday
Mini Studio Workshop - No. 223
Bookmaking

Participants will learn easy bookmaking production of decorative, well-crafted books that can engage students in all aspects of the bookmaking process. Interesting bits of history will also be provided that touch on developments and add insights.

Presenter(s): Nan Williams
Audience: Elementary School
Location: Hilton: Tomoka B

2:15 pm-4:15 pm - Friday
Mini Studio Workshop - No. 224
Kandinsky: The Expressive Power of Linear Forms

This workshop will present an analysis of Kandinsky’s spiritual theory on abstraction. Participants will explore Kandinsky’s idea-associations connecting to a personal inner experience that he calls “Freedom of Thought”. The inner experiences are necessary to fully connect to an enlightened and spiritual way of creating. A PowerPoint presentation plus a hands-on activity involving string art techniques will lead participants into creating through this theoretical perspective.

Presenter(s): Jackie Henson-Dacey

Audience: All
Location: Hilton: Tomoka C

2:15 pm-4:15 pm - Friday
Mini Studio Workshop - No. 225
Celebrate the Studio Glass Movement in Your Classroom: Make “Glass” a Part of Your Curriculum

Connecting to the elements of art and principles of design through the celebration of 50 years of studio glass in America. Participants will engage with fun and simple processes that provide interesting learning experiences using inexpensive supplies.

Presenter(s): Catherine Cross Tsintzos
Audience: All
Location: Hilton: Halifax A

2:15 pm-4:15 pm - Friday
Mini Studio Workshop - No. 226
Not Your Average Use of Forks and Spoons: Creating Art from Plastic Dinnerware.

Looking for an inexpensive lesson idea? This workshop investigates the use of easily available materials as a medium for creating sculptures. Plastic dinnerware and hot glue can cost almost nothing and yet result in sculptural forms of unexpected complexity and subtle humor. This workshop will address juxtapositions of subject matter and explorations of certain trends in contemporary art, while teaching the principles of design.

Presenter(s): Meridith Coen
Audience: Middle School, High School
Location: Hilton: Halifax B

2:15 pm-4:15 pm - Friday
Mini Studio Workshop - No. 227
Experimenting with Abstract Acrylic Painting Techniques

Participants will have the opportunity to learn new acrylic painting techniques that can be integrated into the classroom teaching and personal artwork. Participants will create a sample board with at least eight different acrylic painting techniques. This is a great workshop for most grade levels, but is also good for the surface manipulation aspect of the Advanced Placement Portfolio. In addition to learning acrylic techniques, the presenter will discuss connection to the Common Core in the lesson plans.

Presenter(s): Jessica Phillips
Audience: All
Location: Hilton: Halifax C

2:15 pm-4:15 pm - Friday
Mini Studio Workshop - No. 228
Expressive Art and Creative Writing

Participants will explore the expressive art technique called “Ink and String Surreal Art” and follow the process with a creative writing exercise called “The gift”. The Ink and String technique is often credited to Leonardo de Vinci. This process taps into our inner subconscious images, and is a way to bring original and authentic creations into manifestation. The writing process will follow the art process as a way to further explore the images which come forth during the activity. Handouts for other expressive art techniques will also be provided.

Presenter(s): Judy Lyon
Audience: Elementary School, Middle School, High School, College/University
Location: Ocean Center: 102 A

2:15 pm-4:15 pm - Friday
Mini Studio Workshop - No. 229
Mini Journals - Mega Possibilities

Fold and cut, stitch, staple, and tape, that’s just the start to decorating these crazy pages, flaps and pockets. In this workshop, participants will have fun making little addictive visual journals. They are fast to make and small to take. Don’t knock it, until you try it!

Presenter(s): Tasha Strigle
Audience: Elementary School, Middle School, High School
Location: Ocean Center: 102 B

2:15 pm-4:15 pm - Friday
Mini Studio Workshop - No. 230
Alliteration Illustration

“Big beaked blue birds blowing bubble-gum bounced baseballs before baby brown bears beating bongos.” In this workshop, participants will explore how writing an alliteration and then illustrating it can bridge art with language arts. Participants will also explore how individual interpretation of words can be used to stimulate imagination into creative imagery and have fun.

Presenter(s): Patricia Priscoe
Audience: Middle School, High School
Location: Ocean Center: 102 C

2:30 pm-4:15 pm - Friday
Districts Assembly Meeting

A chance for representatives from local art teacher/educator associations to get together and share successes and challenges.

Location: Hilton: Ponce de Leon

(Continued on page 20)

3:15 pm-4:15 pm - Friday

Art Forum

My Experience at the National Gallery of Art's Teacher Institute

Last January, the presenter got a postcard about NGA's Teacher Institute, Impressionism and Post-Impressionism. The teaser on the postcard stated "Individual sessions will integrate art, social history, language arts, and teaching strategies through examination of the collections of the National Gallery". "WHY NOT?!" the presenter thought and applied. Hear about the application process, and the experience the presenter had for six days in Washington, D.C.

Presenter(s): Kymberly Moreland-Garnett

Audience: All

Location: Hilton: Coquina F

3:15 pm-4:15 pm - Friday

Art Forum

John Singer Sargent: Beyond Art History

Learn about the great portrait master John Singer Sargent and his masterpieces including the analysis of Madam X. This presentation will focus on the understanding of Sargent's art education as well as his famed painting techniques and compositional design as related to today's teaching.

Presenter(s): David Chang

Audience: All

Location: Hilton: Coquina H

3:15 pm-4:15 pm - Friday

Exhibitor Product Demonstration

The Nasco Game Show

The Nasco Game show is an opportunity for Nasco to share some great information on products, projects and what's exciting in art education. A wide variety of products from many manufacturers all focused on K-12 art education will be presented. After this fun "infomercial" the presentation will shift into game show mode and products will be raffled off to those in attendance.

Presenter(s): Kris Bakke

Audience: All

Location: Hilton: Coquina G

4:30 pm-5:30 pm - Friday

General Session with Keynote Speaker:

Wesley Fryer

Location: Hilton: Coquina A/B/C

7:00 pm-9:00 pm - Friday

Welcome Reception Sponsored by Ringling College of Art and Design

Location: Atlantic Center for the Arts

9:30 pm-11:30 pm - Friday

Open Studio

Help build a creative community while enjoying an evening of art making, experimentation and exploration. Bring your own artwork and projects and let's spend some time learning from each other and creating!

Presenter(s): Lark Keeler

Audience: All

Location: Hilton: North Tower - 3rd Floor

SATURDAY, OCTOBER 12, 2013

7:30 am-8:30 am - Saturday

FAEA Awards Breakfast

Join us as we honor this year's FAEA award winners. Limited tickets available for purchase.

Location: Hilton: Crystal/St. John's

8:30 am-1:30 pm - Saturday

Commercial Exhibit Hall Open

The Commercial Exhibit Hall will be open from 8:30 am-1:30 pm.

Location: Hilton: Coquina D/E

9:00 am-12:00 pm - Saturday

Half Day Studio Workshop - No. 301

Adobe PhotoShop + Extras

The magic program of PhotoShop will be introduced. Participants please bring photos you would like to manipulate. Basic PhotoShop tools will be introduced; several tutorials will be covered such as image size and resolution; and basic printing of 2-3 documents will take place. Hopefully, this workshop will answer many of your PhotoShop questions.

Presenter(s): Cindy Jesup

Audience: All

Location: Spruce Creek High School

9:00 am-12:00 pm - Saturday

Half Day Studio Workshop - No. 302

Exploring Mimbres Ceramics

In this workshop, participants will examine the subjects and organization of Mimbres ceramics imagery. Participants will create personally significant animal or geometric images demonstrating balance in a circular composition. Slip and sgraffito techniques will also be explored as well as how they may be adapted for student level.

Presenter(s): Heather Alexander

Audience: Elementary School, Middle School, High School

Location: Spruce Creek High School

9:00 am-12:00 pm - Saturday

Half Day Studio Workshop - No. 303

Creating Combined Images from Multiple Perspectives

Participants will work with Sargent Arts Watercolor Magic, watercolor pencils, special mediums, and glazes to capture the light, line and texture on watercolor paper. Subjects studied will be the still life set up in the art studio, or photos of people or objects from the participants art journal or sketchbooks. A variety of compositional formats and painting tools will be explored.

Presenter(s): Patricia Miles

Audience: Middle School, High School, College/University

Location: Spruce Creek High School

9:00 am-12:00 pm - Saturday

Half Day Studio Workshop - No. 304

Exploring "Strappo" Painting

Participants will learn about "Strappo" painting. This process involves applying layers of acrylic paint to a sheet of glass and peeling it off. The resulting image can create many effects unique to this process including the implied textures of scrapes, scratches and strokes in a painting that is as smooth as the glass it was painted on. This process also helps the artist deconstruct the layering process that can be used on traditional surfaces because the painting is built in reverse - from front to back.

Presenter(s): Bruno Moskola

Audience: Middle School, High School, College/University

Location: Spruce Creek High School

9:00 am-12:00 pm - Saturday

Half Day Studio Workshop - No. 305

Classical Drawing and Dynamic Composition

Discover the secrets of drawing concepts and techniques that prepared generations of great masters such as Leonardo da Vinci, Velasquez, David, Monet and more. Participants will create several drawings following a brief lecture and demonstration. Materials and handouts will be provided.

Presenter(s): David Chang

Audience: All

Location: Ocean Center: 101 A

9:00 am-12:00 pm - Saturday

Half Day Studio Workshop - No. 306

Japanese-Inspired Full Color Linoleum Block Extended Printing

Be amazed by the simplicity of obtain-

ing a full color print from one linoleum block in one easy step! Participants will need to bring an image/photo for inspiration. A carved linoleum plate ready for printing is suggested to bring but not necessary. All materials needed will be provided. This workshop is suitable for all levels.

Presenter(s): Carmen Campmany

Audience: All

Location: Ocean Center: 101 B

**9:00 am-12:00 pm - Saturday
Half Day Studio Workshop - No. 307
Traditional Zentangle Lesson for the Elementary Teacher and Student**

This workshop is directed at teachers considering using Zentangle in their classrooms. Zentangle is a drawing technique with multiple effects such as it improves focus and self concept and reduces stress. Participants will be drawing tangles on Apprentice tiles as a group project demonstrating the ease and error free techniques. The presenter will discuss how and when to best utilize this activity in a classroom. Handouts will be available as lesson plans.

Presenter(s): Patsy Monk

Audience: Elementary School

Location: Ocean Center: 101 C

**9:00 am-12:00 pm - Saturday
Half Day Studio Workshop - No. 308
Creative Digital Portraiture**

Participants will learn how to take their cameras out of the automatic mode and experiment with the creative manual controls of digital portraiture. Lighting, exposure, composition, depth of field, ISO, and post-shooting manipulation will also be covered in this workshop. This will be a fun and informative hands-on workshop for beginners to more advanced photo enthusiasts.

Presenter(s): Meryl Truett

Audience: Middle, High, Museum

Location: Ocean Center: 102 A

**9:00 am-12:00 pm - Saturday
Half Day Studio Workshop - No. 309
Face Jugs ReVisited**

Face Jugs, a folk tradition among African American potters in the South, were created by both white and black potters not just the slave potters. Learn how to carry on the Southern tradition of face jug making with your students. Participants will create their own face jug and discover their purpose and historical significance from the slaves at Edgefield, SC to the Meaders family of North

Georgia up to present day. Learn simple handbuilding techniques that produce high success and skill with intermediate and secondary students. Additional applications for sculptures will also be available.

Presenter(s): Sonia McDowell

Audience: Elementary School, Middle School, High School

Location: Ocean Center: 102 B

**9:00 am-12:00 pm - Saturday
Half Day Studio Workshop - No. 310
Landscape Painting in Oil: Finding Your Focus**

Participants will complete a dynamic landscape painting working from abstraction toward realism. Participants will concentrate on designing a successful armature to support the composition and establishing a clear focal point, while allowing less important details to remain abstract. Participants can make their painting more personal by bringing their own landscape photos or iPad images or images will be provided in the workshop. All levels of experience are welcome. Painting materials will be provided.

Presenter(s): William Ritzi

Audience: All

Location: Ocean Center: 102 C

**9:00 am-11:00 am - Saturday
Mini Studio Workshop - No. 311
The Other Arts in Visual Arts**

In this workshop, participants will learn cross disciplinary curriculum connections between visual arts, biology, world language and film, focusing on museum exhibitions and experiences at the Cummer Museum of Art & Gardens. From this, participants will be inspired to create a work of art related to World Language.

Presenter(s): Glendia Cooper

Audience: All

Location: Hilton: Tomoka A

**9:00 am-11:00 am - Saturday
Mini Studio Workshop - No. 312
Mosaics in the Classroom**

Participants will learn about the beautiful art of mosaics and how this ancient art form can be used inside and outside the classroom. The presenter will go over the direct and indirect methods for creating mosaics and the possible variety of materials that can be used. Each participant will create a small mosaic as an example for their future classroom projects.

Presenter(s): Gustavo Miranda

Audience: Elementary School, Middle

School, High School

Location: Hilton: Tomoka B

**9:00 am-11:00 am - Saturday
Mini Studio Workshop - No. 313
Creating Journals/Sketchbooks from Recycled Materials**

Participants will learn several techniques for creating journals and sketchbooks from recycled materials.

Presenter(s): Paul Peterson

Audience: All

Location: Hilton: Tomoka C

**9:00 am-11:00 am - Saturday
Mini Studio Workshop - No. 314
Japanese Calligraphy: Kanji, Hiragana and Katakana**

This workshop serves as an introduction to Shodo, the art of writing. Participants will learn about the three Japanese writing systems Kanji, Hiragana and Katana through hands-on activities.

Presenter(s): Susan Feliciano

Audience: All

Location: Hilton: Halifax A

**9:00 am-11:00 am - Saturday
Mini Studio Workshop - No. 315
Seeds of an Idea: The Organic Germ Form in Plaster**

In this workshop, participants will take the sculptural form out into space and bring it back again to our world! Participants will use space as the concept for the germination of new organic forms. Using various recycling media, participants will construct an armature that they will then cast and finish. This lesson makes a good challenge for beginning sculpture students or a great warm-up review project for more advanced students. Materials and lesson resources provided.

Presenter(s): Alan McKnight

Audience: Middle School, High School

Location: Hilton: Halifax B

**9:00 am-11:00 am - Saturday
Mini Studio Workshop - No. 316
IWB (Investigative Workbook)**

How to use the IWB aka the Sketchbook for students to research, plan and document their work. The IWB is an International Baccalaureate course requirement, but the presenter now uses this with ALL of her students. Participants please bring a 9" x 12" spiral sketchbook

(Continued on page 22)

and writing tools.

Presenter(s): Patricia Beach

Audience: Middle School, High School, College/University

Location: Hilton: Halifax C

9:00 am-10:00 am - Saturday

Art Forum

The Texture Game Art Program

A unique art program for all ages. Even your most challenging class will be authentically engaged improving their focus, concentration, and perseverance while exercising their sense of touch learning the Element of Art, Texture.

Presenter(s): Susan Polodna

Audience: All

Location: Hilton: Coquina B

9:00 am-10:00 am - Saturday

Art Forum

Slaying the NAEP Dragon

The purpose of this presentation is to offer art teachers a pathway to utilize the results of the National Assessment of Educational Progress (NAEP) Visual Arts to inform art educators and improve what students know and can do in visual arts. By examining the NAEP Visual Arts Student Questionnaire, pinpointing instructional questions, and considering other variables, the NAEP Data Explorer brings to light positive scale score correlations for a variety of modes of instruction and learning activities. These happenings, as well as further NAEP Visual Arts understandings, may enhance arts instruction and produce higher achieving visual arts students.

Presenter(s): Katherine Giard

Audience: All

Location: Hilton: Coquina C

9:00 am-10:00 am - Saturday

Art Forum

A 100+ years of Wisdom for Novice Art Teachers

This presentation is for beginning art teachers and will consist of a round table discussion with veteran retired teachers. Discussion will focus on a variety of subjects such as: classroom and time management, discipline, dealing with administrators and parents, lesson planning, teaching from a cart, art exhibitions, lessons for substitutes, classroom rules and rewards, and other art teacher problems and responsibilities. Bring laptops or iPads to explore websites. Handouts will consist of tried and true lesson plans from retired teachers, helpful websites, ideas for

subs and classroom management.

Presenter(s): Evelyn Davila

Audience: Elementary School, Middle School, High School

Location: Hilton: Coquina F

9:00 am-10:00 am - Saturday

Art Forum

Using Developmental Art Activities to Teach Skills to Special Needs Students for Success Inside and Outside of the Classroom

Presenter will provide and overview of developmental art therapy and Lowenfeld's studies with its applications for using developmentally structured classroom art activities for students with special needs resulting in successful participation within their family and community.

Presenter(s): Geraldine Williams

Audience: Elementary School, Middle School

Location: Hilton: Coquina G

9:00 am-10:00 am - Saturday

Art Forum

Student Chapter Forum

Undergraduate and graduate students will come together in a group discussion related to thesis and dissertation proposals and presentations as well as discuss the interview process and resume completion.

Presenter(s): Jackie Henson-Dacey

Audience: All

Location: Hilton: Coquina A

10:15 am-11:15 am - Saturday

Art Forum

Get Smart: Make Art History Projects Fun for Students of All Ages

Get kids interested in art history through computer-based group projects. This presentation will outline different topics of art history that students can use to work in small groups and create PowerPoint presentations. Learn how to get students involved with technology and research in a fun format that they can present and teach to each other. Example student presentations and topics on famous artists, wonders of the world, art movements and famous museums will be given.

Presenter(s): Erin Keller

Audience: Elementary School, Middle School, High School

Location: Hilton: Coquina C

10:15 am-11:15 am - Saturday

Art Forum

Time for YOUR art? Consider an Artist-in-Residency Program

Do you need time and reconnect with your own creativity? This presentation tells the story of a Miami art teacher that has served ten National Park residencies across the United States. She will share her experience and knowledge about the application process, serving a successful residency, and grants she has received to assist her accomplishments.

Presenter(s): Patricia Cummins

Audience: All

Location: Hilton: Coquina B

10:15 am-11:15 am - Saturday

Art Forum

FAEA K-12 Student Art Assessment and Virtual Exhibition, Lets Talk About It!

The chairman of the FAEA K-12 Student Art Assessment and Virtual Exhibition will share its history and discuss the process for entering the exhibit and how the judging process is accomplished.

Presenter(s): Patricia Lamb

Audience: All

Location: Hilton: Coquina A

10:15 am-11:15 am - Saturday

Art Forum

Inclusive Innovation: Museum and Art Education Programing for Autism

Autism is currently the fastest growing developmental disability and museums and art educators everywhere are recognizing the need for adaptive programming for this population. This presentation will discuss the Museum of Contemporary Art Jacksonville's unique flagship outreach program, Rainbow Artists: Art and Autism across the Spectrum. This presentation will focus on ways that museums and art educators can adapt current practices and create new programming specifically for individuals with communication and social skills needs including those with autism spectrum disorders. The session will offer lesson plans, art activities and unique gallery tour ideas for special needs populations.

Presenter(s): Elizabeth Miron

Audience: Elementary School, Middle School, High School, Museum

Location: Hilton: Coquina F

10:15 am-11:15 am - Saturday

Art Forum

Clay Slab Houses

This lesson is a big hit with high school

3D classes. The presenter will provide a lesson plan and worksheet to copy and use in the classroom. A PowerPoint of students making the lesson will be shown. A live demonstration will be provided and participants will have a chance to make a house with a paper template.

Presenter(s): Kristina Banas

Audience: High School

Location: Hilton: Coquina G

11:15 am-1:15 pm - Saturday
Mini Studio Workshop - No. 317
Art, Mind & Body

This integrative approach to mindfulness is a two hour retreat of gentle stretching, focus, and reflective practice using art as an inspiration and guide. Artwork that compliments reflection, meditation, stretching, breathing, and focus is integrated into the physical practice creating a sense of peace and a renewed awareness of art and new connections. Participants will be inspired by the work of Fred Tomaselli, Charles Burchfield, Alex Gray, Damian Hirst, Henry Moore, Nils VÅ-lker, Bhakti Baxter, Inka Essen-high, and many others.

Presenter(s): Lark Keeler

Audience: All

Location: Hilton: Tomoka A

11:15 am-1:15 pm - Saturday
Mini Studio Workshop - No. 318
Printmaking with Found Objects

Printmaking is a medium that is accessible to all ages and this workshop demonstrates how to create interesting images using everyday found objects, both natural and man-made. This workshop shows how to make colorful and dynamic prints without the use of high tech equipment and a press. Participants will receive a syllabus, materials list and produce one or two prints.

Presenter(s): John Turnock

Audience: All

Location: Hilton: Tomoka B

11:15 am-1:15 pm - Saturday
Mini Studio Workshop - No. 320
Clay Jewelry: Out of Bits and Pieces

Once or twice used clay in large amounts sometimes isn't fun to process for reuse. It's almost easier to dry it out or reclaim it. In this workshop, participants will see how less than pleasant leather hard clay slabs and "funky bits" of clay can be reused to create beautiful shapes. By using positive and negative space, textures, and playing with size and scale, participants will be able to

make their own set of pendant and earrings or just play and have fun creating with left over clay bits. Participants will also be introduced to wrapping and setting a bale for making their own one-of-a-kind jewelry.

Presenter(s): Melissa Maxfield-Miranda, Teresa Colon

Audience: Elementary School, Middle School, High School

Location: Hilton: Halifax A

11:15 am-1:15 pm - Saturday
Mini Studio Workshop - No. 321
Collaborative Painting Panels

Inspired by Ken Vieth, artist, educator and author, participants will paint panels as a group using various color schemes. The project requires effort and skill, but allows for personal expression. Participants may also paint individual projects. This is a really interesting project that students enjoy and a great filler project for those students who quickly finish assignments.

Presenter(s): Dwayne Shepherd, Haley Treiber

Audience: Middle School, High School

Location: Hilton: Halifax B

11:15 am-1:15 pm - Saturday
Mini Studio Workshop - No. 322
Using Stencils to Create Personal Radial Designs

This has been the most successful radial assignment I have ever done. Workshop attendees will view student work and receive handouts on supplies and how to use this in their class. Also they will create their own stencil and print it so it can be used as an example piece.

Presenter(s): Michelle Debello

Audience: Middle School, High School

Location: Hilton: Halifax C

11:30 am-12:30 pm - Saturday
Art Forum
Low-Maintenance Landscape Teaching the Principles of Art

After leaving last year's conference, the presenter was inspired to get her students more involved in nature. She discovered that xeriscape has become a popular way to garden in South Florida and requires little to no water or maintenance, perfect for an art teacher's busy schedule! In this session, the presenter will explain the process, progress and resources used to help beautify your school. Through this information, participants will see that sustainable landscaping is a great alternative to more time-consuming gardens and it will

be easy to convince a school's administration that it is a necessary part of your art curriculum.

Presenter(s): Carly Mejeur

Audience: Elementary School, Middle School, High School

Location: Hilton: Coquina C

11:30 am-12:30 pm - Saturday
Art Forum
Methods and Messages in Clay

By infusing aspects of contemporary ceramic design, students broaden their knowledge of communicating a message through ceramic media. In this presentation, the presenter will introduce contemporary ceramic artists that use surface techniques to convey messages. In addition, a sample demonstration of related ceramic surface techniques will be included in the presentation along with a handout including directions and resources.

Presenter(s): Rebecca Gilmartin

Audience: Elementary School, Middle School

Location: Hilton: Coquina B

11:30 am-12:30 pm - Saturday
Art Forum
A Real Sculpture Made by Real Kids

Meet Clay and Buzz, a bronze sculpture created by elementary students with the help of a local artist and their art teacher. An overview of the process, timeline and related lessons will be presented from metal armature to the finished life size bronze statue.

Presenter(s): Marcia Meale

Audience: Elementary School, Middle School, High School

Location: Hilton: Coquina F

11:30 am-12:30 pm - Saturday
Exhibitor Product Demonstration
Concentric Kirigami

A variation of origami, kirigami incorporates both folding and cutting to create intricate paper designs. Participants assemble cardstock rings and use principles of layering, positive/negative space, and repeating cuts to make intricate low-relief paper sculpture. Presented by Blick Art Materials.

Presenter(s): Linda Carter

Audience: Middle School High School Museum

Location: Hilton: Tomoka C

(Continued on page 24)

11:30 am-12:30 pm - Saturday

Art Forum

Visual Analysis is Critical to Common Core Literacy

Rigorous study of works of art begin with close observation and the Common Core Standards in Literacy describe reading as the product of sustained observation and attention to detail. The Critical Analysis Process that incorporates description, analysis, interpretation and evaluation/judgement utilizes close observation and incorporates the Common Core Standards in Literacy into Visual Arts curriculum. Learn how art teachers took Scholastic Art Magazines, a visit to a museum, and museum curriculum to create a movie/PowerPoint presentation that utilizes Common Core Standards in Literacy.

Presenter(s): Susan Castleman

Audience: All

Location: Hilton: Coquina A

11:30 am-12:30 pm - Saturday

Exhibitor Product Demonstration

Davis Digital: K-12 Art Education in the Cloud

Davis Digital combines eBooks, ePortfolios, an interactive curriculum Builder, digital fine art images and an iPhone/iPad app in a flexible, easy to use online platform. Learn how teachers are using Davis Digital in K-12 classrooms all over the United States and how you can incorporate it into your classroom.

Presenter(s): Robb Sandagata

Audience: Elementary School, Middle School, High School, Administration/Supervision

Location: Hilton: Coquina G

12:00 pm-1:30 pm - Saturday

Big Giveaway for New Art Teachers

This event is for new teachers who have been teaching 3 years or less. Invitation is required to attend.

Location: Hilton: Coquina H

1:00 pm-2:00 pm - Saturday

Exhibitor Product Demonstration

Concentric Kirigami

A variation or origami, kirigami incorporates both folding and cutting to create intricate paper designs. Participants assemble cardstock rings and use principles of layering, positive/negative space, and repeating cuts to make intricate low-relief paper sculpture. Presented by Blick Art Materials.

Presenter(s): Linda Carter

Audience: Middle School High School

Museum

Location: Hilton: Tomoka C

1:30 pm-4:30 pm - Saturday

Half Day Studio Workshop - No. 323

Monoprint Madness

Have fun while learning many new and different ways to create monoprints. Using Gelli Arts printing plates, make multiple prints with multiple layers. Learn how to make hand-made texture plates to enhance your experience.

Presenter(s): Glenda Lubiner

Audience: All

Location: Ocean Center: 101 A

1:30 pm-4:30 pm - Saturday

Half Day Studio Workshop - No. 324

Knee to Toe Figure Drawing

Looking for a high school 2D project to introduce foreshortened figure drawing from observation with a unique conceptual twist? In this workshop, participants will create a successful drawing by combining proportional drawing techniques with an imaginary background that enhances depth of space.

Presenter(s): Patricia Priscoe

Audience: High School

Location: Ocean Center: 101 B

1:30 pm-4:30 pm - Saturday

Half Day Studio Workshop - No. 325

Wax On! Wax Off!

Encaustic painting with melted beeswax will be taught using color layers, incising, charcoal drawing, and collage techniques that create rich texture and depth in wax medium. Workshop includes demonstration, techniques, resources, safety and a hands-on project. Participants please bring found objects, photos, apron, sketches (3x3 or smaller) and collage materials.

Presenter(s): Barbara Smith

Audience: High School

Location: Ocean Center: 101 C

1:30 pm-4:30 pm - Saturday

Half Day Studio Workshop - No. 326

Harnessing Your Clay Tangle

Feeling tired of the same old pinch pot or box with a repeated pattern on it? This workshop will help participants break through that feeling that the students are just missing the point or struggling through another easy project. The clay project presented will pull students out of their rut and into a feeling of Zen with their new found success. During this workshop, participants will create a

box container with a Zen Tangle design pattern incorporated on the outside. Participants will also learn about a few non-traditional ways to finish the piece that cuts down on the firing process and secures that students will walk away with a project they are proud to take home.

Presenter(s): Angela Fout

Audience: Middle School, High School

Location: Ocean Center: 102 A

1:30 pm-4:30 pm - Saturday

Half Day Studio Workshop - No. 327

Matisse and Shapiro Inspired Quilts

Design and start a small quilt based upon Henri Matisse and Miriam Shapiro. This is a hands-on workshop that requires no prior knowledge of sewing. Participants should bring images of work done by Matisse and Shapiro to reference and basic tools (sketchbook, color pencils, scissors). All fabric will be provided.

Presenter(s): Patricia Beach

Audience: Middle School, High School, College/University

Location: Ocean Center: 102 B

1:30 pm-4:30 pm - Saturday

Half Day Studio Workshop - No. 328

Amazing Art Assignments for the Artistically Challenged and the Talented

Combine high tech and low tech to create two very different artworks: enhanced Japanese relief prints and mixed media acetate collage - two never-fail award winning assignments. In this workshop, participants will be a part of a fast paced hands-on, minds-on experience. See tons of student artworks and learn the processes for many more individualized amazing assignments. Handouts provided.

Presenter(s): Marilyn Traeger, Alejandra Parra-Pardo

Audience: All

Location: Ocean Center: 102 C

1:30 pm-2:30 pm - Saturday

Art Forum

Key Findings from a K-12 Art Teacher iPad Pilot Program

25 elementary, middle and high school art teachers embarked on a year long pilot study to research, experiment and share with the others on how iPads were used in their art programs. In this highly informative session, participants will gain key insights into what these teachers did and how they did it. Important findings, both successes and failures, will be shared. This is for anyone interested in

learning how to better use an iPad in the art classroom environment as a teacher.

Presenter(s): Jonathan Ogle

Audience: Elementary School, Middle School, High School, Administration/ Supervision

Location: Hilton: Coquina F

1:30 pm-2:30 pm - Saturday

Art Forum

Art Education Research: A Community of Practices

Research that takes the nature of practice as its central focus is called “practice-based” or “practice-led” research. This form of research can advance knowledge about practice or advance knowledge within practice. Practitioners such as art educators and artists carry out this type of research. While many art educators often use research as part of their everyday practice, practice-based research aims to generate culturally novel apprehensions beyond individual goals. In this session, a panel of art educators will offer examples of their current art education research interests, designs and findings.

Presenter(s): Michelle Tillander

Audience: College/University

Location: Hilton: Coquina C

1:30 pm-2:30 pm - Saturday

Art Forum

Get Involved: Emerging Art Leaders

Do you want to be more involved, but don’t know how to get started? FAEA’s President-Elect will guide you through the various areas of involvement on a state level from presenting at conference to becoming a board member. Find your visual voice and become an emerging art leader for your profession today.

Presenter(s): Karen Nobel

Audience: All

Location: Hilton: Coquina B

1:30 pm-2:30 pm - Saturday

Art Forum

Global Perspectives through Study Abroad - France and China

Learn about the study abroad opportunities to France and China. Analyze the masterpieces in the great museums and sketching trips in the footsteps of Monet, Van Gogh, or the Great Wall of China and Hong Kong.

Presenter(s): David Chang

Audience: All

Location: Hilton: Coquina A

2:30 pm-4:30 pm - Saturday

Mini Studio Workshop - No. 329

Surviving Marzano: Generations - A Museum and K-12 Art Teacher Collaboration

Thirteen Leon County K-12 art teachers and the FSU Museum of Fine Arts Curator of Education, curated a show called “Generations”. The concept of legacy was explored in a number of ways. The project included artists’ interactions/ visits to schools, a professional artist show, student shows and a museum day event. A catalog and lesson plan packet were created and will be shared. Strategies for meeting the Marzano evaluation system will be shared along with some really cool projects in a variety of media. Examples of goals, enduring idea, tracking student progress, and using both scales and rubrics will be presented. Participants will also have an opportunity to create a mixed media artwork inspired by works from the show. Materials will be provided or if you want to personalize the project bring your own recycled items and/or prints of personal or family photos to embellish the projects.

Presenter(s): Marcia Meale

Audience: All

Location: Hilton: Tomoka A

2:30 pm-4:30 pm - Saturday

Mini Studio Workshop - No. 330

Monoprint

In this session, participants will work with examples of easy printmaking techniques for the elementary classroom, with an emphasis on monoprint. Handouts will also provide a look at “print” in origins of writing tools, books and printmaking.

Presenter(s): Nan Williams

Audience: Elementary School

Location: Hilton: Tomoka B

2:30 pm-4:30 pm - Saturday

Mini Studio Workshop - No. 331

Using the Investigative Workbook in IB Visual Arts

This workshop focuses on helping IB visual arts students develop meaningful and relevant research in their IWB sketchbook. Participants will experiment with working ideas that can be taken back to the classroom. Handouts and student examples will be included. Participants please bring a sketchbook and favorite paint brush.

Presenter(s): Suzanne Burke

Audience: High School

Location: Hilton: Tomoka C

2:30 pm-4:30 pm - Saturday

Mini Studio Workshop - No. 332

The Art of Sumi-e in the Classroom

Explore the ancient art of Sumi-E Brush painting. Sumi-e painting attempts to catch the spirit (or essence) of the subject, known as its “Chi” or life spirit. Participants will paint using sumi-e ink and learn about The Four Gentlemen brush strokes to create their own master work on rice paper. Participants will also learn practical applications for the general art class.

Presenter(s): Gustavo Miranda

Audience: Elementary School, Middle School, High School

Location: Hilton: Halifax A

2:30 pm-4:30 pm - Saturday

Mini Studio Workshop - No. 333

Ana Mendieta: A Reflection of Her Self

This workshop serves as an introduction to the earth-body works of artist Ana Mendieta. Through PowerPoint presentation and hands-on activities, participants will learn about Mendieta’s Silueta Series, site specific art installations were she uses the image of her body as a vehicle to communicate ideas about loss, exile and beauty.

Presenter(s): Susan Feliciano

Audience: Middle School, High School, College/University, Museum

Location: Hilton: Halifax B

2:30 pm-4:30 pm - Saturday

Mini Studio Workshop - No. 334

Dolls

Participants will create 3-4 dolls that can be used in arts integrated lessons within the art class or on a grade level: a bottle doll to represent possibly a portrait of a famous figure; yarn doll from the early settlers; and, a storyteller doll from western Indian tradition. In the classroom, this lesson offers an opportunity to discuss family genealogy, early settler life and the history of the storyteller. Other dolls and instructions will be included in the handouts as well as connections to writing, vocabulary, language arts and the standards. Please bring basic supplies and some yarn and trims you would like to use as well as a glue gun.

Presenter(s): Peggy Nolan

Audience: Elementary School, Middle School

Location: Hilton: Halifax C

(Continued on page 26)

2:45 pm-3:45 pm - Saturday

**Art Forum
Ten-in-Ten**

This presentation is designed to introduce the Advanced Placement art instructor with a strategy to help their students take more risks, become more fluent with ideas, to loosen up and spend more time on producing creative art products. A PowerPoint presentation of student work will present how to implement, assess and embed common core language art standards in reflective writing within the Advanced Placement curriculum.

Presenter(s): Jackie Henson-Dacey

Audience: High School

Location: Hilton: Coquina A

2:45 pm-3:45 pm - Saturday

**Art Forum
Art Education Graduate Programs in Florida: Ready to Further Your Own Education?**

What do graduate programs throughout the State of Florida have to offer? Hear about various art education graduate programs and meet faculty from these institutions. A variety of options for graduate education will be discussed, including online Masters degrees, traditional Masters degrees, doctoral degrees, as well as tracks in art education, art therapy, and arts administration.

Presenter(s): Jeffrey Broome, Michelle Tillander

Audience: All

Location: Hilton: Coquina C

2:45 pm-3:45 pm - Saturday

**Art Forum
Museum Education Idea Exchange**

This forum is a round table discussion about best practices within the field of museum education. Please join us to share ideas of how to solve common challenges, explore engaging teaching strategies, and celebrate successes at our museums around the state.

Presenter(s): Lark Keeler

Audience: Museum

Location: Hilton: Coquina B

2:45 pm-3:45 pm - Saturday

**Art Forum
Making Data Collection Fun: Using the Dojo App in the Art Room**

Do you struggle with collecting and tracking student data in the art room? Want a fun way to help students track their art data and share it with parents? Discover how the free Class Dojo app

and website can be used in the art room. Participants will learn how to customize the app for their needs, including student-designed avatars and creating their own behaviors for tracking and graphing.

Presenter(s): Judith Worley

Audience: Elementary School, Middle School, High School

Location: Hilton: Coquina F

2:45 pm-3:45 pm - Saturday

What is Art Basel?

What is Art Basel? It is ONLY the most important art show in the United States, a cultural and social highlight for the Americas. As the sister event of Switzerland's Art Basel, the most prestigious art show worldwide for the past 41 years, Art Basel Miami Beach combines an international selection of top galleries with an exciting program of special exhibitions, parties, and crossover events featuring music, film, architecture and design. This presentation will introduce participants to the exciting event and its features.

Presenter(s): Linda Mangual

Audience: All

Location: Hilton: Coquina G

7:00 pm-11:00 pm - Saturday

Fun in the Sun Beach Bash

Celebrate the end of another successful conference. Fun beach attire encouraged. Limited number of tickets available for purchase.

Location: Hilton: Crystal/St. John's

SUNDAY, OCTOBER 13, 2013

9:00 am-11:00 am - Sunday

**Mini Studio Workshop - No. 401
"Max-ed" Out**

This hands-on workshop will explore the artwork of illustrator and graphic artist Peter Max through the use of recyclable vinyl 45-rpm records and bright neon color and paint markers. Participants will explore Max's use of psychedelic shapes and color palettes of the 1960's along with his love of astronomy which contributed to the wildly popular self described Cosmic Art styles of that decade.

Presenter(s): Zaida Ruiz

Audience: Elementary School

Location: Hilton: Tomoka A

9:00 am-11:00 am - Sunday

**Mini Studio Workshop - No. 402
Ana Mendieta: A Reflection of Her Self**



This workshop serves as an introduction to the earth-body works of artist Ana Mendieta. Through PowerPoint presentation and hands-on activities, participants will learn about Mendieta's Silueta Series, site specific art installations where she uses the image of her body as a vehicle to communicate ideas about loss, exile and beauty.

Presenter(s): Susan Feliciano

Audience: Middle School, High School, College/University, Museum

Location: Hilton: Tomoka B

9:00 am-11:00 am - Sunday

**Mini Studio Workshop - No. 403
The Art of Sumi-e in the Classroom**

Explore the ancient art of Sumi-E Brush painting. Sumi-e painting attempts to catch the spirit (or essence) of the subject, known as its "Chi" or life spirit. Participants will paint using sumi-e ink and learn about The Four Gentlemen brush strokes to create their own master work on rice paper. Participants will also learn practical applications for the general art class.

Presenter(s): Gustavo Miranda

Audience: Elementary School, Middle School, High School

Location: Hilton: Tomoka C

9:00 am-11:00 am - Sunday

**Mini Studio Workshop - No. 404
The Art of Fusing Glass and Science (Microwave Kiln Style)**

This workshop is designed to teach participants the basic skills of glass fusing in the classroom with ease and quickness. Participants will make a glass-fused pendant and have it completely wearable by the end of the workshop.

Presenter: Beth Goldstein

Audience: Middle School, High School

Location: Hilton: Halifax A

**STOP!! BEFORE YOU FILL OUT THIS FORM - ONLINE REGISTRATION AVAILABLE AT WWW.FAEA.ORG
FASTER AND REDUCED RATES
ONLINE REGISTRATION LASTS THROUGH 11:59 pm, SEPTEMBER 29, 2013**

61ST ANNUAL FLORIDA ART EDUCATION ASSOCIATION CONFERENCE
October 10-13, 2013 • Hilton Daytona Beach Resort

Registration Information: Register only one person on this form. Payment in full must accompany this form. This form may be copied. **NO** purchase orders will be accepted without a check attached. Paper pre-registration extends through September 18, 2013 (FINAL POSTMARK DATE). After that date, paper registration will be on-site.

Member Information

Name: _____ Member ID: _____
Home Address: _____
City/State: _____ Zip Code: _____
Telephone: () _____ Email: _____

Membership

You must be a current member of FAEA to register for and attend the 2013 FAEA Conference. The FAEA membership year runs from July 1 - June 30 and your membership must be current in order to process your registration. If your membership has expired, please complete the membership form on page 38 and return it with your conference registration form. If you have questions about your membership, please contact the FAEA office at (850) 205-0068.

<u>Conference Registration Fees</u>	Number		Pre-Registration	Total
Member	1	x	\$160	_____
Undergraduate Student (Full Time Only)	1	x	\$80	_____
Retired FAEA Member	1	x	\$0	_____
VIP (Principals, School Administrators)	1	x	\$0	_____
	Number of Tickets		Cost per Ticket	
Awards Breakfast	_____	x	\$25	_____
Fun in the Sun Beach Bash	_____	x	\$35	_____
	Number of Workshops		Cost per Workshop	
Half Day Studio (Pay Only for 1st Choices)	_____	x	\$30	_____
Mini Studio (Pay Only for 1st Choices)	_____	x	\$5	_____
	Number		Cost	
iPad Raffle Tickets - set of 5	_____	x	\$20	_____

Total for Conference _____

Check enclosed
Make check payable to FAEA

or

Please charge my credit card

Payment Information

MC Visa AMEX Discover

CC# _____

Expiration Date _____

Cardholder Name (Print) _____

Billing Zip Code _____

Signature _____

Please return completed conference registration forms and payment to: FAEA, 402 Office Plaza, Tallahassee, FL 32301 or Fax: (850) 942-1793
For more information: Phone: (850) 205-0068, Email: lisa@faea.org, or visit www.faea.org

2013 FAEA CONFERENCE PAID WORKSHOP PRE-REGISTRATION FORM

If you are registering for the FAEA Conference by mail, please complete the conference registration form on page 27. If you would like to register for any PAID workshops, which include Half Day Studio and Mini Studio workshops, then please complete this form as well and include it with your conference registration form. Paid workshops have limited seating, so you must pre-register and pay the fee indicated below to attend. Please indicate in the spaces below the WORKSHOP NUMBER of the paid workshops you would like to attend. Workshops are on a first-come, first-serve basis, so list three choices for each time you would like to take a paid workshop. If your first choice is already filled then you will be registered for your second or third choice depending on availability.

Note: Please pay for first choices only. Do not pay for second and third choices. You can also pre-register for workshops online at www.faea.org.


HALF DAY STUDIO \$30 PER WORKSHOP

Date/Time	Choice 1	Choice 2	Choice 3	Amount
Thursday, 9:00 am - 12:00 pm				
Friday, 9:00 am - 12:00 pm				
Saturday, 9:00 am - 12:00 pm				
Saturday, 1:30 pm - 4:30 pm				
Total				

MINI STUDIO \$5 PER WORKSHOP

Date/Time	Choice 1	Choice 2	Choice 3	Amount
Thursday, 11:30 am - 1:30 pm				
Thursday, 1:45 pm - 3:45 pm				
Friday, 8:00 am - 10:00 am				
Friday, 10:15 am - 12:15 pm				
Friday, 2:15 pm - 4:15 pm				
Saturday, 9:00 am - 11:00 am				
Saturday, 11:15 am - 1:15 pm				
Saturday, 2:30 pm - 4:30 pm				
Sunday, 9:00 am - 11:00 am				
Total				

Visit www.faea.org
to register today!



WORKSHOP FEES AND REFUNDS

1. All conference refunds must be requested in writing on or before September 30, 2013 to richard@faea.org. Requests received after this date will be reviewed on a case by case basis.
2. Workshop fees/costs are non-refundable unless refunded with conference registration or the workshop is cancelled.
3. When paper registration is used, appropriate refunds or invoices will be generated based on workshops available verses workshops paid.
4. Tickets to a workshop that is cancelled may be exchanged or refunded.
5. Workshop tickets are a guarantee of placement. No-show seats will not be resold.
6. During pre-registration, tickets may be exchanged on-line for other workshop tickets, but credit is not accrued and refunds are not given.
7. Open (unsold) workshop tickets will be available at Conference Registration until the scheduled start time of the workshop.
8. Registration workers are not responsible for making or arranging transactions between members. A message board will be provided for members to utilize.

FLORIDA ART EDUCATION ASSOCIATION

MEMBERSHIP APPLICATION

JULY 1, 2013 - JUNE 30, 2014

- New Membership Renewal Membership NBCT

(Please print or type)

Name _____

Home Address _____

Home City _____ State _____ Zip _____

Home Telephone _____

Home Email _____

Work Name _____

Work Address _____

Work City _____ State _____ Zip _____

Work Telephone _____ Fax _____

Work Email _____

County _____ Position _____

Please check the ONE most appropriate division:

- Elementary
 Middle School
 High School
 Museum Education Mail materials to Home Work
 Administrator/Supervisor Email materials to Home Work
 Higher Education
 Retired

Please check only ONE membership choice:

FAEA Active \$45 _____

FAEA Introductory \$35 _____

**First time members only - never, ever been a member

FAEA Retired \$20 _____

Undergrad Student* \$20 _____

*Enclose photocopy of Student ID

Associate Membership (non-voting)

Individual \$45 _____

Organization \$150 _____

TOTAL \$ _____

Please complete your credit card information below:

MC Visa AMEX Discover Expiration Date _____

CC# _____ Billing Zip Code _____

Cardholder Name (PRINT) _____

Signature _____

Or Enclose a check payable to : Florida Art Education Association

Mail or Fax completed form and payment to:

Florida Art Education Association • 402 Office Plaza • Tallahassee, Florida 32301-2757

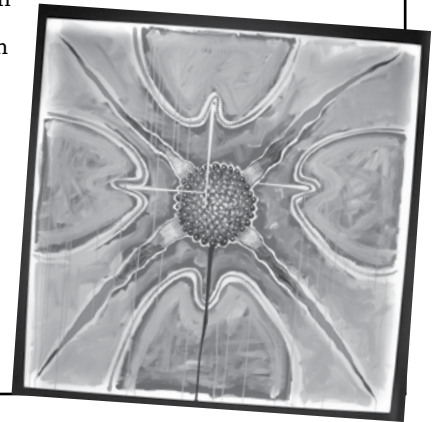
Fax: (850) 942-1793

CALL FOR ENTRIES

FAEA MEMBER VIRTUAL EXHIBITION

The Florida Art Education Association (FAEA) would like to showcase its members who are not only educators, but practicing artists as well through the 2013 Member Virtual Exhibition. This is a professionally juried exhibition and all accepted works will be shown digitally at the 2013 FAEA Conference, in Daytona Beach, on the FAEA website and selected works will be featured in upcoming issues of *Fresh Paint*.

To enter the Member Virtual Exhibition, please visit www.faea.org, log in to your member account and click on the "Member Exhibition" menu item. There you will be able to enter your artwork online. All entries are due no later than September 16, 2013.



Naea

SAVE THE DATE

NAEA NATIONAL CONVENTION

MARCH 29-31, 2014
SAN DIEGO, CA

The Art Institutes™
CREATE TOMORROW

WHO WILL CREATE TOMORROW?
IT COULD BE YOU.

Creative thinkers are making a real impact in all kinds of industries. With a focused education from an Art Institutes school, you can start building the future you want.

artinstitutes.edu

We offer bachelor's and associate's degree programs in the fields of:
DESIGN MEDIA ARTS FASHION CULINARY

Since The Art Institutes is comprised of several institutions, see [alprograms.info](#) for program duration, tuition, fees, other costs, median debt, federal salary data, alumni success, and other important info.

The Art Institutes is a system of over 50 schools throughout North America. Programs, credential levels, technology, and scheduling options vary by school, and employment opportunities are not guaranteed. Financial aid is available to those who qualify. Several institutions included in The Art Institutes system are campuses of South University or Argosy University. OH Registration: R04-01-1698B; AC0165, AC0080; Licensed by the Florida Commission for Independent Education, License No. 1287, 3427, 3110, 2581. Certified by SCHEV to operate in Virginia. Administrative office: 210 Sixth Avenue, 33rd Floor, Pittsburgh, PA 15222. ©2013 The Art Institutes International LLC. 042413

FUN IN THE SUN BEACH BASH

Saturday
night's
annual
celebration!

OCTOBER 12
7:00 - 11:00 PM

*Festive beach attire
encouraged.*

*Tickets available
for purchase.*

