

fresh paint



Reflecting
on the
Past



Redesigning
the
Future

60 Years

2012 Member Virtual Exhibition

We want you



(and your artwork)!

Enter now at www.faea.org



contents

FALL 2012

Volume 36 • Issue 2

inside faea

DIVISION UPDATES5
 DISTRICTS ASSEMBLY 9
 RETIREES GROUP 11

12 Museum Spotlight:
 Norton Museum
 of Art, Marden
 Gallery

18 Conference
 Schedule

14 The Essence
 of the Conference

35 Conference
 Keynote
 Speakers

departments

PRESIDENT 4
 NATIONAL NEWS & NOTES14

Lisa Kammel Raguso, Editor
 lisa@faea.org

Debbie Dewell, Creative Director
 debbie@greatmindsinc.com

David Dewell,
 Production Assistant
 david@greatmindsinc.com

A Quarterly Publication of the
 FLORIDA ART EDUCATION
 ASSOCIATION

Fresh Paint is a quarterly publication of the Florida Art Education Association, Inc. The purpose of this publication is to provide membership information. It is published digitally in the spring/summer (May) and winter (December), and printed and mailed in the fall (August), by the Florida Art Education Association, 402 Office Plaza Drive, Tallahassee, Florida 32301-2757. Periodical postage paid, Tallahassee, Florida (USPS 023179). POSTMASTER: Send address changes to FRESH PAINT, 402 Office Plaza Drive, Tallahassee, Florida 32301-2757

ADVERTISERS' ACKNOWLEDGMENT

Fresh Paint is made possible, in part, by the participation of the following businesses whose advertisements appear in this issue. They make it possible to provide our membership with a high quality publication and we gratefully acknowledge their support of our mission. We hope that you will take special notice of these advertisements and consider the products and services that are offered. It is another important way you can support your professional association and the enhancement of

Florida art education. The publisher does not endorse any particular company, product or service. The Florida Art Education Association (FAEA) is not responsible for the content of any advertisement and reserves the right to accept or refuse any advertisement submitted for publication.

Advertisers in this issue:

Blick Art Materials 5
 Highwater Clays of Florida23
 Davis Publications.....30
 Fired Arts & Crafts 30



Mabel Morales, President
District Supervisor, Visual Arts
Miami-Dade County Public Schools

CELEBRATING 60 YEARS OF ART

Remembering the Past, Redesigning the Future – the 60th Annual Florida Art Education Association Conference awaits you! St. Petersburg proved to be an exciting and entertaining cultural hub and a fantastic city to host our state conference last year that we are returning again in 2012. As we remember the past 60 years of art education in our state and the existence of FAEA, several things come to mind: Curricular Art, ArtTalk, Art Connections, DBAE, SSS, Project Zero, NCLB, NGSSS, IPDP, and the many other acronyms that have phased in and out through the years.

Over 150 professional development experiences, in the format of Art Forum presentations and Mini Studio and Half Day Studio hands-on workshops, covering an array of topics, media and design will be offered onsite at the Hilton St. Petersburg Bayfront as well as off-site at the Museum of Fine Arts and Gibbs High School. The Welcome Reception on Friday evening at the Salvador Dali Museum, sponsored by Ringling College of Art and Design, will allow our members to indulge in an amazing art collection, as well as a special exhibition directly from the Museo Nacional Reina Sofia in Spain. Additionally, conference attendees have the opportunity to explore the Glass Studio & Hot Shop, Chihuly Collection, Morean Arts Center, Museum of Fine Arts, as well as the selection of fine art galleries as part of the Downtown Arts Association second Saturday Gallery Walk.

Don't miss out on all the highlights of the upcoming conference such as our keynote speakers Laurie Gatlin and Rebecca Sexton Larson. These artists and art educa-

tors will enlighten you with their amazing work and talents and share their infectious energies with you during their presentations. The growth of the K-12 Student Virtual Art Exhibition and this year's sponsorship by Sargent Art will showcase another successful year of Florida's talented visual arts students. The third annual Member Virtual Exhibition will prove to be the best yet with cash and prizes sponsored by several vendors. It's not too late to enter this year's Member Virtual Exhibition. Visit www.faea.org today to download your personal artwork.

Shifting our thinking to the notion of a celebration fit for a queen or a king, our 60th Anniversary Saturday night celebration will revel with the theme "Denim and Diamonds". This diamond jubilee will make reference to the 60 years of art education in our state. Our jubilee will celebrate the accession of the visual arts for the past 60 years and the progress we have made throughout the numerous paradigm shifts in education. We've added the denim to keep us in touch with the fashion era of 60 years ago. So put on your thinking caps and turn up the creativity as this year's celebration will host a "Best Costume" Award for our members. Start getting your costumes ready!

As we all know, we "ART EDUCATORS" are the most inspiring, innovative, inventive, and creative people in the state of Florida and on earth. So we encourage you to nurture that talent and join us as we "Redesign the Future of Art Education" in our state during the next decades. See you in November in St. Pete!

The mission of the Florida Art Education Association is to promote art education in Florida through professional development, service, advancement of knowledge, and leadership.

The vision of the Florida Art Education Association, hereinafter designated as FAEA or as the Association, is to provide Florida visual art teachers with the knowledge, skills, and support that will ensure the highest quality instruction possible to all students in Florida.

BOARD OF DIRECTORS 2012-2013

EXECUTIVE COMMITTEE

Mabel Morales, President
mmorales14@dadeschools.net

Karen Nobel, President-Elect
karen.nobel@palmbeachschools.org

Jack Matthews, Past President
matthewsj@duvalschools.org

Linda Mangual, Secretary
manguall@bellsouth.net

DIVISION DIRECTORS

Glenda Lubiner, Elementary
glendalubiner@bellsouth.net

Dwayne Shepherd, Middle School
shepherdww@pcsb.org

Veronica Sarmiento, High School
veronica_sarmiento@scps.k12.fl.us

Dr. Michelle Tillander, Higher Education
mtilland@ufl.edu

Dana Warner, Supervision/Administration
dana.warner@sdhc.k12.fl.us

Lark Keeler, Museum Education
lkeeler@mocanomi.org

APPOINTED POSITIONS

Melissa Maxfield-Miranda, Districts
Assembly Chair
melissa.maxfield@gmail.com

Jack Turnock, North Region
jturnoc@ju.edu

Dr. Nicole Crane, East Region
nicole.crane@palmbeachschools.org

Jackie Henson-Dacey, West Region/
Student Chair
jhensondacey@yahoo.com

Evelyn Davila, Retired Representative
evedavila@myacc.net

Jennifer Gironda, Youth Art Month Chair
girondj@martin.k12.fl.us

Patricia Lamb, K-12 Exhibition/Awards Chair
patricia.lamb@polk-fl.net

Rosa Ansoleaga, Member-at-Large
ansoleaga@dadeschools.net

Staff

Kathleen D. Sanz, Ph.D., Managing Director

Lisa K. Raguso, Program Director

Val Anderson, Director of Operations

Richard Brown, Finance & Special Projects

Annie E. Farlin, Membership Coordinator

Josh Bula, Technology & Web Support



Division Updates

ELEMENTARY SCHOOL DIVISION

Now that we are back in the swing of things it is time to start thinking about attending the 60th Annual FAEA Conference. This year's theme is "Reflecting on the Past, Redesigning the Future". I know that at the beginning of every school year we all reflect and think about what we have done well in the past, what needs improvement or changing, and what we can do better to improve student achievement and success.

Here are some great questions to ask yourself that I found on learnweb.harvard.edu to help you reflect on your teaching:

- How do I want my students to interact in my classroom?
- What resources should be available to my students?
- How can I use the wall space in my class-

room to further active learning?

- What is the most important thing I tried to teach my students this week?
- What is/are the most important thing(s) my students will learn from me this year?
- What did I learn from my students this week?
- What was I thinking?

Other ways to reflect on your teaching practice can include keeping a journal. After each class, jot down a few key words that will jog your memory when you look at it later that day or week. Meet socially with other art teachers once a month for an hour or so after school and vent, brainstorm and share best practices. Remember, most art teachers are isolated at their school.

And of course...coming to conference is a great way too! This year the 2012 FAEA Conference will be held November 8-11 at the Hilton St. Petersburg Bayfront. Remember this is the 60th Anniversary of FAEA. If you have never been to an awards breakfast, this is the year to do it. Be there to support your colleagues and fellow division members. Dig out your bedazzler machine and rhinestones and start bedazzling because "Denim and Diamonds" is the theme for this year's Saturday night celebration. I look forward to seeing you there and having a great time. We all work so hard all year, so the Saturday night celebration is the time and place to let down your hair and have some fun. Don't forget to keep e-mailing me your happenings and celebrations. See you at conference in November!

Affordable essentials
for art educators.

FREE
Lesson
Plans &
Videos!



MEHNDI ART GLOVES

Introduce students to the ancient Indian art of henna body decoration through this inspiring lesson plan.

DickBlick.com/lesson-plans/mehndi-art-gloves

BLICK[®]

800•447•8192 DickBlick.com



Division Updates

MIDDLE SCHOOL DIVISION

I hope everyone is having a relaxing summer taking time to re-energize! Not only are we art teachers, but also artists; we often neglect ourselves during the school year. I try to take time during the summer months to focus on my talents and creativity. The beach atmosphere gives me peace so I usually throw a sketch book in my beach bag. However you



spend your summer, I hope your time has been restful and you are excited for another great school year.

FAEA offered two Summer Mini-Conferences, one in Miami and one in Jacksonville. If you participated in one of those, I am sure it was a good artistic experience. The annual FAEA Conference is November 8-11 in St. Petersburg where we will be celebrating our 60th Anniversary! Thank you to those of you who are planning to provide workshops or presentations!

This year's conference theme is "Remembering the Past, Redesigning the Future" and the theme for the Saturday night celebration is "Denim and Diamonds"! It will be very exciting and I hope you are making plans to attend!

What do you think of when you ponder the '60th'? What was happening 60 years ago? In 1952:

- Truman was President.
- A postage stamp was three cents.

- Gas was 20 cents a gallon.
- The 'Today Show' began.
- 'Singing in the Rain' was one of the most popular movies.
- Elizabeth II became Queen of England.
- Polio vaccine was developed.

My how far we have come in 60 years.

You may renew your membership for FAEA at any time since the membership year came to a close on June 30th. And mark November 8-11 on your calendar because the conference is a very valuable resource!

In closing, I would like to share this quote by Horace Heilman: "The art class opens the pathway to divergent thinking by accepting differences as normal and desirable and places value on thinking which does not confirm to rigid standards."

Any questions, suggestions or comments? Please feel free to contact me at shepherdddw@pcsb.org.

Veronica Sarmiento, Division Director
Seminole High School, Seminole County



HIGH SCHOOL DIVISION

I still get butterflies in my stomach on the night before the first day of school! Every summer I reflect on what worked and didn't work in my classes, and what I could do to improve. Improvement in the way that I teach can only lead to better work from my students. Just as I raise the bar for my students, I raise the bar for myself.

Participating in professional development opportunities, specifically art-related ones really allow me to expand on my abilities in the classroom. This summer I attended the New Hampshire Institute of Art: Art Educator Summer Institute. I had the opportunity to hone-in on my figure drawing skills (which were way beyond rusty) using a printmaking brayer, and explore metalsmithing and jewelry making. It was so much fun and nourishment for my starving

creative soul! I am planning to incorporate much of what I learned in my own classroom. Not only did I learn so much from the fantastic faculty members who taught the courses I enrolled in, but I also learned so much from my colleagues from around the country.

I love getting to know other art teachers and learning what works for them in their classroom studios. Setting aside the time to share experiences with other art educators is a great way to expand on your teaching methods, curriculum and technology. It is also a fantastic way to make new friends and build upon that network of like-minded individuals. That is just one of the benefits to attending the 2012 FAEA Conference taking place at the Hilton St. Petersburg Bayfront from November 8-11. Every

year, I meet so many wonderful art teachers who inevitably become amazing friends.

We have an incredible program lined up for you as we celebrate our 60th Anniversary. Encourage all of your fellow art teachers to join you at this year's conference. You can carpool to conference together and split the cost of the hotel room! I am looking forward to our High School Division Meeting. I have a plethora of information for you all and a bunch of updates. But most of all, I am looking forward to meeting all of you! Please feel free to email me with any questions or concerns you might have at sarmientovero@yahoo.com. See you soon!



HIGHER EDUCATION DIVISION

CREATIVE REJUVENATION

I write this article from a four week artist residency with five other artists and writers in Wyoming called *Jentel*. I hope that all of the art educators (students and faculty) who participated in FAEA's mini workshops this summer enjoyed the opportunity to *kidnap* and *balance* those creative energies.

In continuing to think about design as part of a daily practice lets consider the next three techniques in Paul Boag's call to action.

4. Use active urgent language to:

The upcoming FAEA conference engages us through the action verbs of *reflecting* and *redesigning*. So make a list of action verbs to create a sense of urgency and a need to act now. For example, *Activate, Balance, Conserve, Delegate, Examine, Frame, Guide, Highlight, Identify, Journal, Kidnap, Localize/Globalize, Map*, etc. Then link them to some phrases. Localize and globalize a research method.

5. Get the position right: Location, location, location. *What audiences do I reach with my research? Has the audience changed? Where else might I promote my art education research?* Recently, I participated in a five week online course called a MOOC (massive open online course) with Dr. C. Bonk at Indiana University entitled *Instructional Ideas and Technology Tools for Online Success*. There was interaction with over 4,000 participants from around the world sharing perspectives and resources in live sessions and reflective activities. I consider the digital interface and how to engage visual thinking and collaboration. I have been exploring the idea of interface portraits so I took a screen capture portrait of Dr. Bonk during a live lecture session and created a digital portrait. The location of my research expanded as Dr. Bonk highlighted the portrait in his blog, *Travelinedman*.

6. Use the white space: In design, an active or passive white space *manifests creative thinking; creates balance and harmony,*

relationships, movement; and gives emphasis to the content area. White spaces can take you on a journey in the same way a photographer positions his subject's portrait off the center, looking out into the remaining space of the frame. Think about engaging the spaces out of your research frame by developing and asking some broad questions. *What am I not seeing or considering in my art educational research and practice?* I have been thinking about mapping. This got me thinking about how digital maps are being used to aggregate resources and how they can be used in art education. One interesting resource for art education might be *Arts and Economic Prosperity IV* that uses a map to aggregate nonprofit arts and culture industry as an economic driver in communities. Tiki Toki is a free web-based time line software integrated with *Flickr, Youtube* and *Vimeo* so it is easy to add content from those sources. You can share your timeline with a unique link. See *Art and Daily Living* by K. Ferrell, an art education graduate student at the University of Florida. She maps the historic relationship between fine art and daily life highlighting moments in art history, art education and visual culture.

Please drop me an email at mtilland@ufl.edu with anything you would like to share in the next *Fresh Paint*.

FAEA CONFERENCE

Register Online

www.faea.org

SUPERVISION/ ADMINISTRATION DIVISION

Who would have known the humble organization Julia Schwartz and Hal Sutton started through the Art Education Department at Florida State University in October 1952 would grow into the strong and vibrant institution now known as the Florida Art Education Association 60 years later!



Dana Warner, Division Director
Hillsborough County Public Schools

The picture is meant to have a little fun, but also tie the 60th anniversary of Queen Elizabeth's reign and her Diamond Jubilee this year to the 2012 FAEA Conference, November 8-11 in St. Petersburg. Our fearless president, Mabel Morales, and the Board have worked hard to give this conference extra sparkle to celebrate and honor FAEA's diamond anniversary.

I look forward to the varied conference presentations, keynote speakers, and meeting you at the Art Supervision/Administration Division meeting on Friday, November 9. We'll discuss the implementation of the NGSSS benchmarks in addition to the new and revised courses. See you November!



NOT a picture of Julia Schwartz and Hal Sutton



Lark Keeler,
Division Director, Museum
of Contemporary Art, North Miami

MUSEUM DIVISION

MUSEUMS IN THE CLASSROOM: A PARTNERSHIP WITH LITERATURE

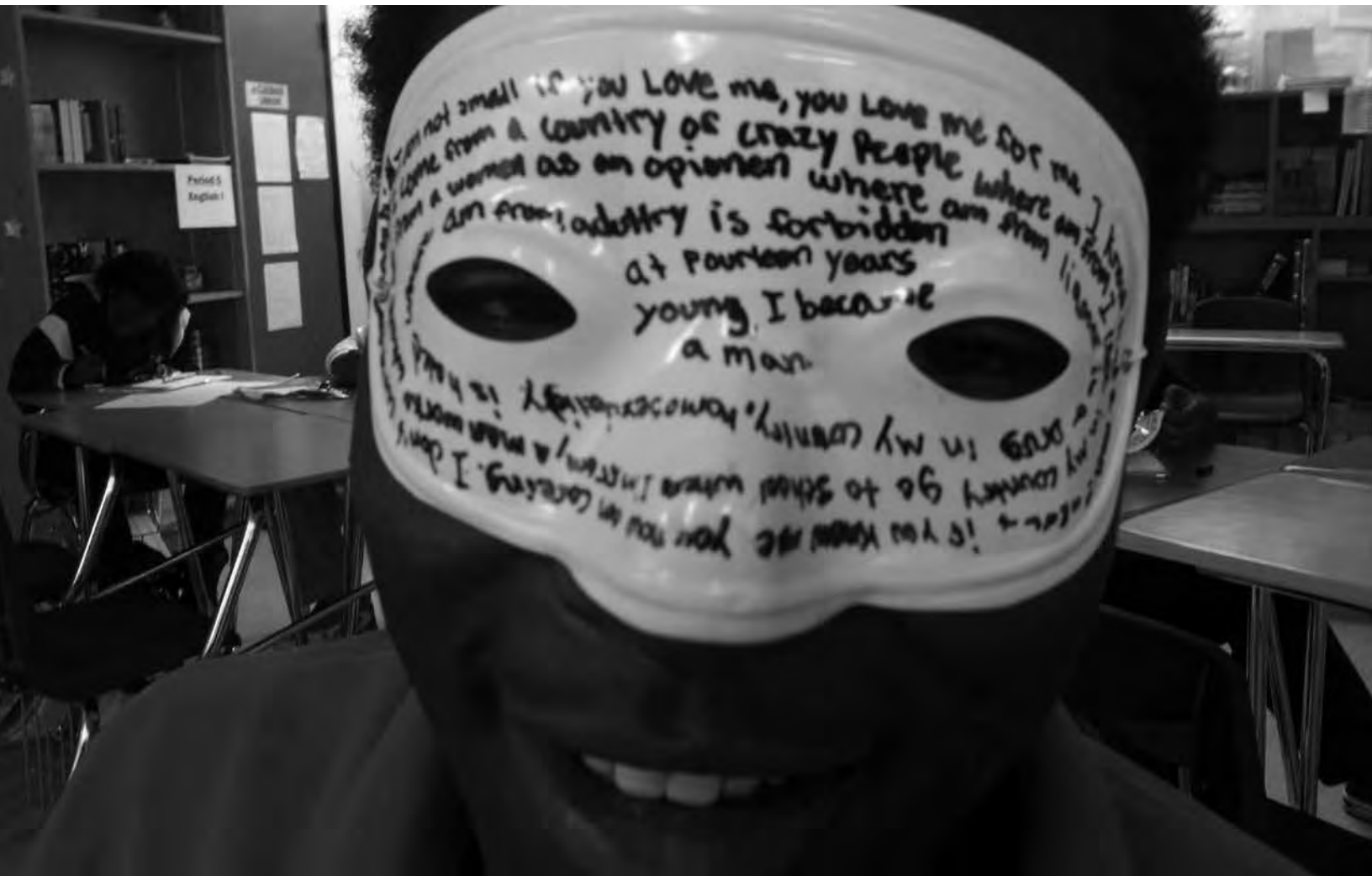
The power of art making is evident in the attitudes of teens participating in integrating art through a school partnership with the Museum of Contemporary Art, North Miami. This past year, I had an opportunity to work side-by-side with a brilliant Teach for America educator, the runner-up Miami-Dade Rookie Teacher of the Year at Miami Edison Senior High School, Annette Kono-ske-Graf. As often as my schedule could accommodate, I visited her classroom—typically once a week—to integrate art lessons into the curriculum that she was teaching in her ninth grade English I classroom. She described her students as, “reading (on av-

erage) on a third grade level, angry, disillusioned and without hope of success.”

It was a wonderful challenge to receive her English I lesson and try to determine the best compliment of an art lesson. Partnered with the literature that students were reading as a class, we studied Yoko Ono’s *Season of Glass*. The students immediately responded to the imagery and symbols in Ono’s photograph. We discussed as a class the approaches that Ono takes with her work and the idea of a glass half full versus half empty. I saw a change in the students during that class. Students realized that discussing art was “safe” and without judgment. Students began to feel comfortable volunteering their responses of looking at the art—knowing that their interpretation was perfectly correct and uniquely their own. Yoko Ono’s work pushes the boundaries of art in interesting ways. We created water bottles with positive words written

on their surface, inspired by her *Instruction Paintings* and the literature being read at the time. The students were thrilled to have the opportunity to own their work and take the bottle home with them.


The sense of ownership that art making creates provides a space for authentic learning. Students take pride and have a sense of motivation in projects that they find ownership with. The delight that I saw from giving the students a water bottle that became their own was also motivational for me as an educator. I also believe that at times my visits were a bit of relief to students constantly in preparation for standardized testing. Art making gave them a moment to pause and be reflective as well as demonstrate their skills and knowledge in innovative and creative ways. These moments of self-expression and release were evident when studying Cy Twombly. A student having a difficult day went into somewhat of a



scribble frenzy, freeing his pent up feelings and frustration into a mandala-like circle of energetic line work. He worked on his mark making even after the bell to change classes.

One of our last projects of the year was based on the *Women of Allah* series of photographs by Shirin Neshat. The protagonist in the new novel being read by the students was of Muslim faith. The author explored how he viewed his cultural upbringing as being dramatically different from his friends in the projects of Brooklyn. Our art integration lesson was inspired by his poetic description of himself and his beliefs. After responding to Shirin Neshat's photographs of hands, feet and faces covered with intricate Persian calligraphy, students took plastic masks and covered them with their interpretation of a description of themselves, their neighborhood and beliefs. Many students had profound comments written on their masks. One boy wrote across the bridge of the nose of his mask, "At 14 years young I became a man." Students were eager to be photographed, concealed behind a mask that described their deepest feelings.

Working with Ms. Konoske-Graf and her incredible students opened my educational practice to new experiences. I am inspired



to create more community partnerships to explore how art integration can benefit the understanding of core curricula. The wisdom of a "Rookie Teacher" taught me how to once again be inspired to help even the most challenged students find success and pride through the magic of art projects that reflected their dreams, aspirations and understanding of novels. By the end of the school year, over 80% of the students had improved at least three grade levels in reading.

I encourage museum educators to reach out to their local schools and for art educators to discover the benefits of partnering with museums in their area. Introduce your colleagues to the support that museums can offer in the art room and beyond. Visit "Resources" at www.faea.org to find museums that are in your area to plan new partnerships at your school.

Melissa Maxfield-Miranda, Chair, South Region
Redland Elementary, Miami-Dade County



DISTRICTS ASSEMBLY

Welcome back to a new school year! Refreshed and relaxed, we can begin anew for our students and their bright artistic horizons. Hmm, what shall we paint, sculpt, invent and draw, which artists shall we study? How can I tie this in with my summer inspiration so I stay interested and engaged? This summer, FAEA created a mini conference for art educators designed for personal, professional and artistic growth. This opportunity was a great kick-off to the summer and inspired me to look ahead to FAEA's Annual Conference, November 8-11 at the Hilton St. Petersburg Bayfront.

This year's conference is going to be amazing as it is FAEA's 60th anniversary. This year's theme is: "Reflecting on the Past,

Redesigning the Future." Consider being a part of that history and celebrate 60 years of FAEA. The theme for the Saturday night celebration is "Denim and Diamonds". This will be a fun way to close the conference. You definitely won't want to miss this one!

Attending conference will keep your inspiration and camaraderie up. The conference offers everything from hands-on workshops to sharing and networking with colleagues to inspiring words from the keynote speakers. The annual conference reinforces why we are professionals and absolutely love what we do in art education. The possibilities are endless when communicating a positive attitude, passion for the arts and being part of your professional

arts organization. By advocating for your program and getting people involved in the betterment of their own community makes for a strengthening partnership in keeping the arts alive not only within your District, but together, for all of us, in Florida.

I am looking forward to seeing you and your District's Representative at the Districts Assembly Meeting on Friday, November 9 from 2:30-4:00 pm. Come and share your stories and inspiration for the visual arts and your area. Please also bring a summary of your yearly activities to share.

FAEA SUMMER MINI CONFERENCES WERE A SUCCESS!



Large-Scale Mixed Media Portraits Workshop

The Summer Mini Conferences in the northern and southern part of the state proved to be an amazing success for our members. The Miami Mini Conference hosted over 100 attendees from the area as well as from Broward, Palm Beach, Orange, Seminole and Polk Counties. The Jacksonville Mini Conference was also a great success with over 30 attendees coming from Duval, Clay, St. Johns, Volusia, Marion and Palm Beach Counties.

“The Jacksonville Summer Mini Conference offered some very creative workshops and great presenters. Those attending were very excited and energized by the level of work they had the opportunity to produce,” said FAEA Past President Jack Matthews. “One of the most successful workshops was led by artist and educator Tony Wood. The large-scale portraits created by the attendees were phenomenal! Another great workshop was led by Jaime Howard, Visual Arts Instructor at Florida State College in Jack-

sonville. Participants went out to a wonderful spot on the Jacksonville University campus overlooking the St. Johns River. While there, they worked in sketchbooks and painted using watercolors as part of this “Plein Aire” workshop. It was great to have so many people come from both near and far to participate in one of the two inaugural summer mini conferences; the first in what we hope will be many more to come!”

The Miami Summer Mini Conference was well attended with workshops offered over five days. Attendees were able to experiment in clay building, printmaking, “India Amazing”, the art of relaxation, bookmaking, watercolors, and mixed media as well as a weeklong session, “Awakening the Artist Within”, that was a takeoff from the book *The Artist’s Way*. The Dade Art Educators Association provided breakfast daily for participants and garnered door prizes for daily raffles in each workshop session. Additionally, members were invited to in-



A Book for Artists Workshop



Off the Press Workshop

dulge in a reception and museum tour hosted by the Museum of Contemporary Art in North Miami organized by Lark Keeler, Curator of Education and FAEA Museum Division Director. The creative energies emitted and the outstanding work produced during these workshops was amazing and all participants were fully engaged on every level!

The 2013 FAEA Summer Mini Confer-

ence plans will be underway shortly and the Board's vision is to add mini conferences in the central, west and east areas of the state. We hope you will consider taking advantage of this new and exciting opportunity we are offering "YOU" our members!



Large-Scale Mixed Media Portraits Workshop

Division Updates

RETIRES GROUP

It's hard to believe that summer is almost over and our colleagues will soon be going back to work. I know we will all be thinking about them when classes start this coming school year.

The summer in Miami started with a bang. The FAEA Mini Conference in Miami was a wonderful success. I hope that you were able to take advantage of the wonderful workshops that were presented in Jacksonville and Miami. I attended two workshops in Miami, a one-day ceramics workshop and spent five days painting. I felt my artistic spirit renewed.

At last year's annual conference in St. Petersburg we were treated to a plethora of hands-on workshops, many free pre-

sentations and demonstrations, inspiring speakers, a welcome reception at the Dali museum, a fun-filled Surreal Ball, and much more. This year is going to be even more exciting for conference attendees. We will be celebrating 60 years of the Florida Art Education Association in St Petersburg. Although the Retiree Archival Committee started later than planned, in July we eagerly searched the archives in Tallahassee for interesting and unbelievable bits of information to display at the 60th annual conference.

CONFERENCE TRIVIA

Did you know that at the 1959 conference, the Mayflower Hotel in Tallahassee of-

fered the use of the Hotel Yacht to the first 50 people who registered? And at the banquet, instead of chicken, roast rock cornish hen was served for the exorbitant price of \$2.50.

The committee is also working on updating the archives to bring them into the digital age. We are organizing the scanned paper documents into computers and saving them on DVD's and flash drives to make it easier to find historical information in the future. A big task but a necessary one.

When you attend the 2012 60th Annual FAEA Conference, I hope you will join us at the Retiree Division meeting for refreshments, fellowship, and to discuss our accomplishments and future goals. See you there.

Evelyn Davila, Retirees Representative
Retired Art Teacher, Weston



FAEA MUSEUM SPOTLIGHT

Norton Museum of Art, Marden Gallery

Inaugurated in 1995 by Christine and Bernard Marden's gift, the Norton Museum of Art's Marden Gallery program is running strong. The Norton Education Department hosts six exhibitions in this space annually. "The Gallery is perfect," says Glenn Tomlinson, William Randolph Hearst Curator of Education, "for sharing the talent of youths from across Palm Beach County with our

Museum audience and for inspiring young artists."

Hosting these exhibitions by Palm Beach County School District students is a group effort involving educators, designers, art handlers, and others, but they are organized by Carole Gutterman, Associate Curator of Education. A former art teacher in Virginia Beach City Public Schools, Gutter-

man came to the Norton Museum in 2003. In 2009, she was named FAEA Museum Educator of the Year.

Gutterman oversees all school programs, but has a special love for the Marden Gallery. She has inaugurated numerous exceptional Marden exhibitions by inviting art teachers to have their students develop works related to the Museum Collection or

The portrait of the young woman by Allison Parssi won 1st prize in the Pathfinders Awards for Visual Arts. Allison is a graduate of Wellington High School in Palm Beach County and her photography teacher was Bobbi Brubaker.





Marden Gallery



High School Invitational Photography exhibition: *Reflecting on Glass*, December, 2011.

special exhibitions. For example, each year high school photography teachers are invited to have students research and develop photographs related to special exhibitions such as 2012's *Beth Lipman: A Still Life Installation* and *Studio Glass: Works from the Museum Collection*.

Teachers select the best of six pieces from among their students' works to submit for display in the Gallery. Thirteen Palm Beach County high schools participated last year. As the number of photography courses increase district-wide, the Norton hopes more teachers will participate. "The caliber of high school photography in Palm Beach County is outstanding, and this exhibition is always extremely popular," says Gutterman.

Most recently, Gutterman worked with *The Palm Beach Post* to host an exhibition of artworks by the 2012 Pathfinders Scholarship Award Nominees in the Visual Arts category. Pathfinders Awards—which the *Post* has been awarding for 28 years—are offered to high school seniors in 18 categories. Gutterman has served as a juror for the art award for several years. In the past, nominees' works only have been seen in public at the Pathfinders Awards Ceremony at the Kravis Center for the Performing Arts. The Norton is proud to have partnered

with the *Post* to showcase the students' works for two months leading up to the ceremony. Other Marden Gallery exhibitions Gutterman organizes each year include artwork by elementary and middle school students developed through the Norton School Partnership program. Gutterman says that "with these student exhibitions in particular, we encourage teachers to develop connections between students' classroom learning, art projects and Museum tours for a truly arts-integrated educational experience."

During the summer, the Marden Gallery program features students in other Norton outreach programs. In June and July, the Museum hosts an annual exhibition of works by children in the PACE program (Progressive Afterschool Arts Community Education) who live in underserved areas of the county. From early August through mid-October, the Museum's high school and college summer interns organize and present an exhibition featuring works from the Norton Museum Collection. As museum educators focus more and more upon the role of interactive, visitor, and student-centered hands-on learning strategies that engage both adult and youthful audiences, exhibitions in the lively Marden Gallery provide young artists with exciting creative

projects, inspiration, and encouragement—and the chance to exhibit their talents down the hall from Pollock, Picasso, Monet and many other icons of the art world.

Norton Museum of Art

Location:

1451 S Olive Avenue, West Palm Beach, FL 33401

Collections:

American, Chinese, Contemporary and European Art, and Photography

Hours:

Tuesday, Wednesday, Friday, Saturday – 10:00 am-5:00 pm
Thursday – 10:00 am-9:00 pm
Sunday – 11:00 am-5:00 pm

For More Information:

Phone: (561) 832-5196
Website: www.norton.org

FAEA Member on Staff:

Carole Gutterman, Associate Curator of Education
guttermanc@norton.org
(561) 832-5196, ext. 1198

THE ESSENCE OF THE CONFERENCE - IT'S ALL ABOUT SHARING!



Each year at the FAEA Conference, there are opportunities to attend fabulous workshops, glean from keynote speakers, and pick up tips and catalogs from the commercial vendors. In the midst of all of these wonderful experiences runs a common thread of sharing between teachers. It might occur during a workshop, over coffee, or in passing, but the sharing is truly the essence of the conference. I would like to share my experience.

Four years ago, while attending the FAEA Conference, I stopped by a crowded workshop to see what was happening. The instructor gave me a quick overview of how to paint clear plastic 2 liter bottles with acrylic paint, cut them apart, and layer the petals of bright Chihuly-like flowers. It seemed simple enough so I did some experimenting when I got back to school. The results were dismal! In desperation, I called the instructor at her school and asked for pointers. Graciously, she walked me through the process, and eventually I got it right.

Each year since then, I have experimented with various projects including towers and panels covered with these flowers and, more recently, large layered flowers on stems. But I needed a new idea and

at last year's conference in St. Petersburg, I attended another "Chihuly Flower" workshop. As the instructor demonstrated the techniques she used, I noticed a small sculpture covered with the bottles hanging from the ceiling by a paper clip. Later that night, we visited the Chihuly museum and saw the beautiful chandeliers with bright, flowing glass forms. Immediately I knew that a chandelier was what we needed for the art room and it would have to be big!

When I returned to school, I constructed an armature from chicken wire. It ended up being about six feet around and eight feet tall, an almost Christmas tree form. As the students cleaned, painted, and cut the bottles, we added the flowers and the chandelier began to come alive.

To document this amazing journey, we made a book through Snapfish that illustrated the process step-by-step. Our Head of School was able to share our book with Dale Chihuly and he even corresponded with us!

As the days go by, I teach my students, look up at the chandelier, and appreciate how one teacher shared her idea with me, and it soared to unbelievable heights!

Naea

Advancing Art Education

SAVE THE DATE NAEA NATIONAL CONVENTION

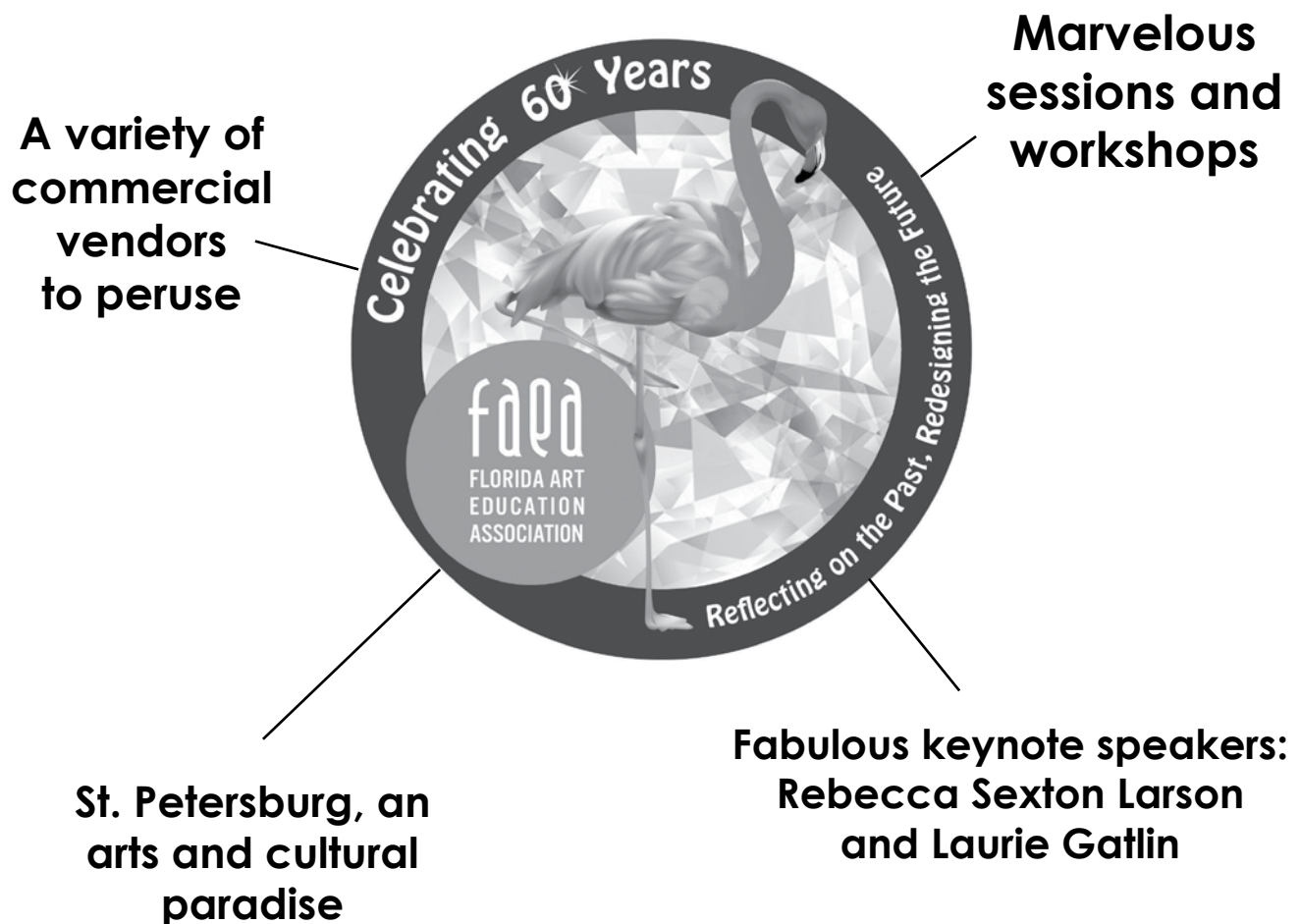
MARCH 7-10, 2013

FORT WORTH, TEXAS

Don't Miss the 60th Annual FAEA Conference

November 8-11 • Hilton St. Petersburg Bayfront

Three days of networking and best practice sharing
with your fellow art educators from around the state



Hotel conference rate: \$99/night • For reservations call: 1-800-944-5500
Visit www.faea.org to register online.



2012 FAEA CONFERENCE REGISTRATION INFORMATION

PRE-REGISTRATION for the 60th Annual Florida Art Education Association (FAEA) Conference may be made online at www.faea.org. The deadline for online registration is 11:59 pm, October 19, 2012. Payment may be made online using either credit card or eCheck.

If you choose to pre-register using the forms in this magazine please make special note of the submission deadline of October 12, 2012 (postmarked). Any registrations received after the postmark deadline will be returned and you must register on-site at the on-site registration price.

Registration Fees	2012 Online Registration	2012 Paper Registration	2012 On-site Registration
Members	\$130.00	\$145.00	\$160.00
Undergraduates	\$45.00	\$60.00	\$75.00
Retired FAEA Member*	–Complimentary Conference Registration–		
All Day Studio	\$30.00	\$45.00	\$60.00
Half Day Studio	\$15.00	\$30.00	\$45.00
Mini Studio	\$5.00	\$5.00	\$5.00
Awards Breakfast	\$20.00	\$20.00	\$25.00
Surreal Ball	\$30.00	\$30.00	\$35.00
iPad Raffle Tickets - set of 5	\$20	\$20	\$20
60th Anniversary T-shirt	\$15	\$15	\$15
VIP (includes principals, superintendents)*	–Complimentary Conference Registration–		

*** All Retired FAEA Members and VIP guests must register to attend the conference. Any paid workshops require additional registration and fees.**

- **Deadline (postmark date) for paper registration: October 12, 2012**
- **Deadline (until midnight) for online registration: October 19, 2012**

CONFERENCE REGISTRATION REFUND POLICIES

1. Full registration refunds are available for cancellation requests made through October 24.
2. No registration refunds will be made for cancellations made after October 24, except for emergency situations. These will be reviewed on a case-by-case basis.
3. Refunds must be requested in writing (e-mail to Richard@faea.org is acceptable).
4. Emergency-related requests for refunds must be received no later than November 19. Requests received after that date will not be processed.
5. All refunds will be issued after the conference is completed.
6. T-shirts, raffle tickets, gala tickets, and memberships are all non-refundable.



ANSWERS TO YOUR CONFERENCE QUESTIONS

DO I HAVE TO BE A MEMBER OF FAEA TO ATTEND THE FAEA CONFERENCE?

Yes, you have to be a current member of FAEA to attend the conference. The membership year runs from July 1-June 30.

DO I HAVE TO REGISTER TO ATTEND THE FAEA CONFERENCE?

Yes, you must register to attend the FAEA Conference. You can pre-register online or fax or mail your paper registration. You can also register on-site. Pre-registration begins on August 20 and ends on October 19, 2012.

WHAT IS THE REGISTRATION FEE TO ATTEND THE FAEA CONFERENCE?

Online pre-registration is \$130, paper pre-registration by fax or mail is \$145, and on-site registration is \$160. Fees are reduced for undergraduate members and there is no fee for retired FAEA members.

ARE THERE ANY ADDITIONAL FEES TO ATTEND WORKSHOPS OR SPECIAL EVENTS AT THE CONFERENCE?

Yes, there is an additional cost and registration required to attend any All Day Studio, Half Day Studio and Mini Studio Workshops which are considered "paid" workshops. There is also a fee to attend the Awards Breakfast and Denim and Diamonds Jubilee.

WHAT WORKSHOPS AND EVENTS ARE INCLUDED IN MY REGISTRATION?

All Art Forum sessions, general sessions, receptions and access to the commercial exhibit hall are included in your conference registration.

DO I SIGN UP IN ADVANCE TO ATTEND THE ART FORUM SESSIONS?

No, the Art Forum sessions are included in your conference registration and are on a first-come, first-serve basis.

WHAT IS THE AWARDS BREAKFAST?

The Awards Breakfast will be held on Saturday, November 10 from 7:30 am-8:30 am. This event honors the 2012 FAEA Award Recipients, such as the Florida Art Educator of

the Year. The event will begin with a hot plated breakfast followed by the presentation of awards to this year's honorees.

There is a fee to attend the awards breakfast and you can purchase tickets during pre-registration. There will be limited tickets on-site available for purchase.



WHAT IS THE DENIM AND DIAMONDS JUBILEE?

This Saturday night celebration provides an opportunity for members to let loose and relax after several days of presentations and workshops. This year's celebration will be held on Saturday, November 10 from 6:30 pm-11:00 pm and the theme is "Denim and Diamonds" in honor of FAEA's 60th anniversary. There is a fee to attend this event which includes a plated dinner and entertainment. You can purchase your tickets to attend the Denim and Diamonds Jubilee during pre-registration. There will be limited tickets onsite available for purchase.

IS THE CONFERENCE SCHEDULE IN FAEA'S FALL FRESH PAINT THE FINAL SCHEDULE?

No, the conference schedule in the fall *Fresh Paint* is still subject to change. Conference schedule updates will be posted online at www.faea.org.

IS THERE A CERTAIN HOTEL I SHOULD STAY AT IF I AM ATTENDING THE FAEA CONFERENCE?

You can reserve a room at the conference site, Hilton St. Petersburg Bayfront, for the FAEA Conference rate of \$99/night. Call 1-800-944-5500 to make a reservation.

IF I HAVE QUESTIONS ABOUT THE FAEA CONFERENCE OR MY MEMBERSHIP WHO SHOULD I CALL?

You can call the FAEA Office at (850) 205-0068 and we will be happy to assist you.





2012 FAEA CONFERENCE SCHEDULE

The 60th FAEA Conference will be held November 8-11, 2012 at the Hilton St. Petersburg Bayfront in St. Petersburg, Florida. Please note that the schedule below is subject to change. Please check www.faea.org for updates to the conference schedule.

The following workshop types are being offered this year:

All Day Studio: 6 hour hands-on workshop; additional registration and cost required to attend

Half Day Studio: 3 hour hands-on workshop; additional registration and cost required to attend

Mini Studio: 2 hour hands-on workshop; additional registration and cost required to attend

Art Forum: 1 hour presentation or demonstration; included in conference registration

You can register to attend the FAEA Conference and any All Day, Half Day, or Mini Studio Workshops online at www.faea.org or you can register by mail/fax with the forms on page 36. All Day, Half Day, and Mini Studio Workshops are assigned a number in the schedule below.

Please note that you must be a current FAEA member to attend the conference. The FAEA membership year runs from July 1 to June 30. You can renew your membership with your conference registration online or with the forms on page 36.

For questions, please contact the FAEA office at (850) 205-0068 or visit www.faea.org.

THURSDAY, NOVEMBER 8, 2012

Thursday, 7:00 am-6:00 pm
Registration Open

Thursday, 9:00 am-11:00 am
FAEA Board of Directors Meeting
Location: Bayboro Room

Thursday, 9:00 am-3:00 pm
All Day Studio Workshop No. 100
Clay Nichos: Tribute and/or Reliquary
Clay enthusiasts of all skill levels will sketch, design and create individual clay nichos. A nicho is an object of Latin American folk art. It is often small enough to sit on a table or hang as a personal and humble object that is brightly colored and made from wood or tin. Participants will make nichos

out of clay: roll and texture slabs, cut out parts, construct and decorate. The nichos will be finished with sprigs and decorated with AMACO velvet under-glazes.

Presenter(s): Barbara Ott, Tracy Gamble
Audience: Elementary, Middle, High, College/University
Location: Off-site: The Train Station - Highwater Clays

Thursday, 11:00 am-12:00 pm
Art Forum
A Tree Like Me

This presentation will cover an elementary art activity which concentrates on self-identity. This open-ended activity has students identifying significant events in their lives and representing those events in visual form as a tree. The students learn how to use a tree as a symbolic representation of themselves.

Presenter(s): Nicholas Wozniak
Audience: Elementary
Location: Harborview Room

Thursday, 11:00 am-12:00 pm
Art Forum

The Art Educator and Art Collector: Engaged, Focused and Concerned with Issues of Our Time

Art as an exemplar does not merely appear in studios, classrooms, museums, and art history books, it arrives following an iterative process often involving collectors that have developed an eye, and are considered arbiters in their field, and are thoughtful about time and place. Art educators often teach based on collectors' selections, their ways of seeing and understanding of the world. Art collectors do their work in the same multifaceted world of the art community and our global society that we as art educators work. Filmed interviews with notable collectors of Contemporary African American, Latin American, and Minimalist and Conceptual art reveal how collectors, like art educators, are engaged, focused and concerned with current issues.

Presenter(s): Anne Grey
Audience: All
Location: Pier Room

Thursday, 11:00 am-12:00 pm
Art Forum
Global Learning through Study Abroad - France

Enrich your artistic experience through study abroad in France. Learning to analyze masterpieces in the great museums in Paris and sketching trips in the foot-

steps of Monet, Van Gogh and more!

Presenter(s): David Chang
Audience: All
Location: Skyway Room

Thursday, 11:00 am-12:00 pm
Art Forum
Making the High School Art Room Work for You

In this session, participants will learn valuable information that can make your job easier. Ideas and solutions will be discussed on such topics as discipline and motivation, utilizing FCAT requirements, interesting sketchbook and model days, building a program and everyday useful art tips. New and experienced teachers can benefit from fresh ideas and new solutions.

Presenter(s): Paula Ferrell, Deirdre Daniel, Marilyn Rackelman
Audience: High
Location: St. Petersburg 1

Thursday, 11:00 am-12:00 pm
Art Forum
Study the Art of Science and the Science of Art

Participants will learn about the Renaissance with an emphasis on Leonardo da Vinci and his scientific journals. The presenter will show how da Vinci's journal drawings of simple machines leads to the creation of abstract sculptures which also works as a simple machine.

Presenter(s): Linda Tylka
Audience: Elementary, Middle
Location: St. Petersburg 2

Thursday, 11:00 am-12:00 pm
Art Forum
Practice What You Preach: Local Art Teacher Exhibitions

Learn effective strategies for hosting local art teacher exhibitions. This presentation will cover logistical challenges, strategies for securing venues, liability, guidelines, artist agreements, submission, delivery and pick up, and publicity. Explore the process from beginning to end with two experienced practicing artists and art educators.

Presenter(s): Nicole Crane, Britt Feingold
Audience: All
Location: St. Petersburg 3

Thursday, 11:00 am-1:00 pm
Mini Studio Workshop No. 101
Color Theory for Emotional Impact
This workshop will introduce a new oil pastel process. A short presentation will



introduce the participants to innovative means and perceptual understanding of color theory to communicate ideas and refine personal techniques. A short hands-on demonstration will help participants compare the aesthetic impact of images created with oil pastels. Participants will come away with an original oil pastel composition ready for framing or sharing with students in their studio classroom.

Presenter(s): Jackie Henson-Dacey

Audience: High

Location: Demens Room

Thursday, 11:00 am-1:00 pm
Mini Studio Workshop No. 102
Digital Photography with Any Camera

Point and shoot cameras are compact, easy to use and produce high quality pictures. This fun, hands-on workshop will demystify the basic controls of your camera so you can take all kinds of photos. Learn to use ISO settings, white balance, and camera icons and their meanings, as well as flash settings and formatting to get the best photo you can. This workshop will also cover how to import, organize and edit your images using Picasa, a free software application for both PCs and Macs. Bring your point and shoot digital camera with freshly charged batteries, your camera manual and a card reader or the cord that connects your camera to a computer. A small tripod, if you have one, is also recommended.

Presenter(s): Jack Tovey

Audience: All

Location: HTC#1

Thursday, 11:00 am-1:00 pm
Mini Studio Workshop No. 103
Florida Tile Project

Participants will learn about the Florida Tile Project that occurred in Marion County. Participants will make a 4" x 4" clay tile and learn how to incorporate the tile project into their curriculum and make connections with Florida history and science.

Presenter(s): Marla Long, Trenton Smith

Audience: Elementary

Location: HTC#2

Thursday, 11:00 am-1:00 pm
Mini Studio Workshop No. 104
Art + Math = Tessellations

Learn about the history of tessellations in art (think M.C. Escher) and architecture. Participants will try their hand at projects that will result in geometric tessellating designs as well as their own

unique tessellating forms. Creative lesson ideas will be provided in addition to the math concepts used for making tessellating patterns.

Presenter(s): Patricia Tuttle

Audience: Elementary, Middle

Location: HTC#3

Thursday, 11:00 am-1:00 pm
Mini Studio Workshop No. 105
Reused and Recycled Bookmaking

In this workshop, participants will explore the art of creating handmade books and practice different bookmaking techniques. Examples of traditional books, fabric books, and recycled and found object books will be available to look at, as well as instructions on how to make each. Handouts will be provided to help inspire ways of bringing these techniques and others into the classroom.

Presenter(s): Elizabeth Jensen

Audience: Elementary, Middle, High

Location: HTC#4

Thursday, 12:15 pm-1:15 pm
Art Forum

Artist Residency: Not of the Artist's World

With the many different types of artists and ways of working, there is no single approach to considering an artist residency. This session will feature the presenter's involvement and experiences with applying for and participating in art residencies, provide advice on identifying residencies to match your plans and provide a selection of resources for artist residencies. Join this discussion to be inspired to consider applying for an artist's residency as a tool for research, professional development and advocacy.

Presenter: Michelle Tillander

Audience: Elementary School, Middle School, High School, College/University

Location: Pier Room

Thursday, 12:15 pm-1:15 pm
Art Forum

Global Learning through Study Abroad - China

Globalize your artistic experience through study abroad in China. This session shares information about the wonderful opportunity of a summer art education trip to China and Hong Kong.

Presenter(s): David Chang

Audience: All

Location: Skyway Room

Thursday, 12:15 pm-1:15 pm

Art Forum

Best iPad Apps for Elementary Art

Not sure how to incorporate iPads into your art room? The presenter will show you 10 of her favorite apps and examples of how her students used them in art class.

Presenter(s): Gina Sullivan

Audience: Elementary

Location: Harborview

Thursday, 12:15 pm-1:15 pm
Art Forum

Tomorrow is Now! Art Assessment: Overview and Design

This session will answer the essential questions regarding art assessments. The presenter will discuss types of assessments currently used in classrooms, the relevancy of assessment tools utilized in teaching practice and finally, "What would you like to learn about assessment?"

Presenter(s): Linda Mangual, Mark Rosenkrantz

Audience: All

Location: St. Petersburg 1

Thursday, 12:15 pm-1:15 pm
Art Forum

Displaying Student Art Work

Showing student art work can be an important source of motivation and self esteem building. Learn a variety of ways to display student art that go beyond the typical paper mat. Handouts will be given, samples will be shown, and a variety of art techniques will be discussed and demonstrated.

Presenter(s): Dorothy Shepard

Audience: Elementary, Middle

Location: St. Petersburg 2

Thursday, 12:15 pm-1:15 pm
Art Forum

Those Crazy Artists

This presentation will introduce the use of web-quests into the art curriculum. A web-quest is an inquiry-oriented activity in which information obtained by learners is drawn from the web. First, participants will view examples of the presenter's series of web-quests, "Those Crazy Artists". Then, participants will examine what Bernie Dodge calls the six building blocks of a web-quest design. Overall, participants will see how this activity can merge required curriculum content with collaborative learning and

(Continued on page 20)



authentic thinking skills. It provides a Constructivist approach to learning and will provide an avenue for seamlessly integrating technology in the curriculum
Presenter(s): Carol Blume
Audience: All
Location: St. Petersburg 3

Thursday, 12:30 pm-3:30 pm
Half-Day Studio Workshop No. 106
Wood Nymphs, Fairies and Gnomes
This workshop teaches about consumerism and waste. The project is based on reusable and recyclable materials and fostering ones ability to create mythical creatures from wasted products. Feel free to bring your own junk.
Presenter(s): Beth Goldstein
Audience: All
Location: Off-site: Museum of Fine Arts

Thursday, 12:30 pm-3:30 pm
Half-Day Studio Workshop No. 107
Drawing with Intuition
Improvisation is the first manifestation of intuition. Using a brayer to apply water-soluble oil paint put onto a board, participants will rely on their intuition to create drawings. Using fingernails, elbows, or really any body part, participants will draw on the back side of the paper, which transfers the paint onto the front. There is little control until the "finishing" of the drawings, and participants will see and experience various methods of "polishing" drawings.
Presenter(s): Mark Runge
Audience: All
Location: Harborview

Thursday, 12:30 pm-3:30 pm
Half-Day Studio Workshop No. 109
Marvelous Mixed Media Mapping
Let's reconstruct a used golden book full of memories of our time here at the FAEA Conference. Using local maps and symbols, participants will tie in math and geography and construct an assortment of original mixed media backgrounds that can continue to be embellished. Bring a local map of your hometown with you. All other materials will be provided by Art Systems and Dixon Ticonderoga.
Presenter(s): Gail Russakov
Audience: All
Location: Off-site: Museum of Fine Arts

Thursday, 12:30 pm-3:30 pm
Half-Day Studio Workshop No. 110
Make a Glass Plate
Participants will complete a 4x4 fused glass tile in this workshop that will give him or her an introduction to the principles of full fuse, tack fuse, bending, compatibility, devitrification, annealing and volume control. There will also be a number of demonstration lecture periods dealing with firing schedules, trouble shooting the most common problems like bubbles and setting up your kiln for glass operation. This is a very comprehensive workshop that will provide information and handouts for participants to use for future reference. No previous glass work experience is needed to attend.
Presenter(s): Michael Glotfelty, Randy Glotfelty, Jen-Ken Kilns
Audience: All
Location: Williams Room

Thursday, 1:30 pm-2:30 pm
Art Forum
Substitute Lesson Plans Made Easy
Are you hustling at the last minute to prep your sub plans for the following school day? This presentation will provide easy lesson plans for your substitute and show you how to keep those plans and materials handy!
Presenter(s): Nadia Earl
Audience: Elementary
Location: Bayboro Room

Thursday, 1:30 pm-2:30 pm
Art Forum
Transitioning from Media-Based Instruction to a Student-Centered Curriculum
This presentation will discuss how the instructor has made a transition from a skill/media based curriculum to a student-centered curriculum with an emphasis on conceptual learning.
Presenter(s): Nicholas Wozniak
Audience: All
Location: Harborview Room

Thursday, 1:30 pm-2:30 pm
Art Forum
Reflective Writing Techniques for the IB Curriculum
Learning how to write in a formal, comparative and critical manner helps students clearly communicate personal ideas as well as understand the complex visual world. Engaging students in reflective writing takes time and this presentation will provide participants with sample writing prompts and student

exemplars. The strategies presented will integrate curiosity, range of interests, attentiveness to details, complexity of thought and artistic intention in the art-making process documenting self-expression. After practicing with your students, participants will be able to design art studio methods to engage students in critical-thinking skills. These strategies will provide students with ways to communicate various artistic contexts as well as refine and reflect on their personal artistic growth and development.
Presenter(s): Jackie Henson-Dacey
Audience: High, College/University
Location: Pier Room

Thursday, 1:30 pm-2:30 pm
Art Forum
Advocacy 1 x 1
This session will include advocacy strategies related to building relationships with staff, families and the community. Methods for teaching students to advocate for their own art learning will be shared.
Presenter(s): Wendy Bruce
Audience: Elementary
Location: Skyway Room

Thursday, 1:30 pm-2:30 pm
Art Forum
Don't Freak Out Because You're A Novice Art Teacher: The Learning Environment
This is a series of three sessions offered each day of the conference: Thursday, Friday, and Saturday. Each session covers issues novice teachers navigate as they begin to develop their art teaching practice. The purpose of the series is to provide novice art teachers with practical guidelines in three areas. Thursday's focus is on "The Learning Environment." This session discusses classroom management techniques that are needed and work for art teachers including classroom floor plan, with-it-ness and procedure specifications.

Presenter(s): Mark Rosenkrantz, Lourdes Fuller
Audience: Elementary, Middle, High
Location: St. Petersburg 1

Thursday, 1:30 pm-2:30 pm
Art Forum
Tips on Art Classroom Organization
The presenter will provide tips on classroom organization from organizing supplies to setting up to cleaning up. Learn how to train your students to be organized and efficient as well. Learn



how to conduct the class and establish a routine. This is a great presentation for a new art teacher or one who is struggling with classroom management or just a good refresher for a seasoned teacher!

Presenter(s): Dwayne Shepherd, Karen Santangelo

Audience: Elementary, Middle, High

Location: St. Petersburg 2

Thursday, 1:30 pm-2:30 pm

Art Forum

Photography in the Elementary Art Room

Connect to what drives kids today: technology! Use the camera as a tool to spark student interest and generate inspiration. Discover ways to incorporate digital photography into the elementary art curriculum. This presentation will cover the logistics of an elementary photography program from buying the cameras to sharing student projects.

Presenter(s): Nicole Crane

Audience: All

Location: St. Petersburg 3

Thursday, 1:30 pm-3:30 pm

Mini Studio Workshop

No. 111

Clay Kimono Figures

Come join us as we take a look at traditional Japanese Kimonos. After viewing slides of traditional Japanese Kimonos, participants will dive in and get their hands dirty making a cool ceramic kimono figure using cone construction. A CD with slides and lesson plans will be included.

Presenter(s): Julie Levesque

Audience: Elementary, Middle

Location: Demens Room

Thursday, 1:30 pm-3:30 pm

Mini Studio Workshop

No. 112

Digital Surrealism

Explore digital Surrealism inspired by Jerry Uelsmann using Photoshop techniques. Participants should have some knowledge of Photoshop. Please bring a laptop with a Photoshop program, some JPEG images of landscapes, trees, or water, and a 6MP digital camera (to download images).

Presenter(s): Alyce Walcavich

Audience: High

Location: HTC#1

Thursday, 1:30 pm-3:30 pm

Mini Studio Workshop

No. 113

Encaustic for Beginners

Encaustic - painting in melted beeswax,

damar resin and pigment - is an ancient art harkening back to Roman days. Learn how to play with hot wax and you will be hooked!

Presenter(s): Irina Ashcraft

Audience: High, College/University

Location: HTC#2

Thursday, 1:30 pm-3:30 pm

Mini Studio Workshop

No. 114

Zoetropes: The Original Animation

Learn how to make a zoetrope using inexpensive and recycled materials. Zoetropes can be used to teach sequencing, storytelling and basic film making techniques. All participants will leave with a working zoetrope and templates to use with students in their own classrooms.

Presenter(s): Gwenn Seuling

Audience: Elementary, Middle, High

Location: HTC#3

Thursday, 1:30 pm-3:30 pm

Mini Studio Workshop

No. 115

Stuff It!

If you stuff it, they will love it! Kids love fiber arts and if there is stuffing involved - major WOW factor. Pillows, ornaments, toys, the possibilities are endless. Learn a variety of stuffed fiber projects and make one to take home as a sample.

Presenter(s): Linda Crawley

Audience: Elementary, Middle

Location: HTC#4

Thursday, 2:45 pm-3:45 pm

Art Forum

Scrimshaw-Style Yupo Engraving

An American craft practiced by New England sailors as early as 1750, traditional Scrimshaw entails engraving natural materials and rubbing pigment into the design. A more classroom-friendly approach will be introduced in this Blick-sponsored workshop. Using polypropylene paper and oil pastel, participants will engrave and design a nautical-themed "ditty box".

Presenter(s): Linda Carter

Audience: Middle, High, Museum

Location: Bayboro Room

Thursday, 2:45 pm-3:45 pm

Art Forum

The Ice is Melting: A Research Case Study on Engaging Students in Art Making Using Issue-based Instruction

This presentation will cover a two-year case study in an elementary school art room. The study examined the results of

student engagement using issue-based instruction. The students responded to issues centering on the natural environment. This presentation will take you step-by-step through the unit plan.

Presenter(s): Nicholas Wozniak

Audience: All

Location: Harborview Room

Thursday, 2:45 pm-3:45 pm

Art Forum

More than Meets the Eye

Explore unique projects for advanced photo students that engage creative problem solving and yield finished compositions. Projects can be adapted to darkroom or digital with equal success. Learn to challenge your students to think in new ways and to consider the finished product when looking through the viewfinder. Presentation will include visuals of the steps and procedures for several lessons to ensure student success.

Presenter(s): Elizabeth Jenkins

Audience: High

Location: Pier Room

Thursday, 2:45 pm-3:45 pm

Art Forum

Starting an Animation Art Club in the Elementary Class

The presenter will share how she taught 3rd, 4th and 5th graders to create original stop animation videos in her elementary school art club.

Presenter(s): Michelle Savran

Audience: Elementary

Location: Skyway Room

Thursday, 2:45 pm-3:45 pm

Art Forum

Large Paper Mache Props and Puppets

Learn how to create giant puppets using everyday materials. Learn techniques for large scale paper mache, and how to build puppet frames for third grade students and up!

Presenter(s): Ruthie Platt, Angelyn Hirai

Audience: Elementary

Location: St. Petersburg 1

Thursday, 4:00 pm-5:15 pm

General Session I

Keynote Speaker: Rebecca Sexton Larson

Location: St. Petersburg 2 & 3

(Continued on page 22)



2012 FAEA CONFERENCE SCHEDULE

Thursday, 6:00 pm-9:00 pm
Member Artist Celebration and Reception

Celebrate FAEA's artists who participated in the Member Virtual Exhibition. There will be a viewing of the exhibition as well as access to the galleries of the Museum of Fine Arts. Light hors d'oeuvres will also be available. Come support your fellow members!

Location: Museum of Fine Arts

FRIDAY, NOVEMBER 9, 2012

Friday, 7:00 am-6:00 pm
Registration Open

Friday, 8:00 am-4:00 pm
Commercial Exhibit Hall Open

Please note that the exhibit hall will be closed from 12:30 pm-1:45 pm.

Location: Grand Bay Ballroom

Friday, 8:00 am-12:00 pm
Art Supervisors' Meeting
Location: Bayboro Room

Friday, 8:00 am-10:00 am
Mini Studio Workshop No. 200
Shirin Neshat: Civil Rights of Iranian Women

This workshop will provide an overview of Shirin Neshat's photographic series titled: Women of Allah. By examining the aesthetic of Neshat's black and white photographs that include pen and ink and collage elements, participants will manipulate xerox copies of civil rights imagery through various processes such as xerox transfer and tape transfers. Participants will examine the significance placed on art forms over time by various groups or cultures compared to current views on aesthetics. In addition to making an original photographic montage composition, participants will be able to synthesize knowledge and skills learned from a civil rights context to support the processes of creation, interpretation and analysis.

Presenter(s): Jackie Henson-Dacey
Audience: High, College/University
Location: Demens Room

Friday, 8:00 am-10:00 am
Mini Studio Workshop No. 201
Coil Creations: A New Twist on Ceramics
This hands-on workshop will give a new twist to traditional coil pots and vases. Each participant will receive complete

lesson plans (PowerPoint and SMART Notebook formats) with digital images as well as create two pieces to take home!

Presenter(s): Linda Robinson, Nylene Anderson
Audience: Elementary, Middle, High
Location: HTC#1

Friday, 8:00 am-10:00 am
Mini Studio Workshop No. 202
Oh No - Another Kindergarten Class!

Tired of doing the same old thing with your kindergarten classes. Learn some new and innovative lessons that you and your students will love. Come prepared to learn some mixed media projects that cross the curriculum.

Presenter(s): Glenda Lubiner
Audience: Elementary
Location: HTC#2

Friday, 8:00 am-10:00 am
Mini Studio Workshop No. 203
Incorporating Media into Your Design

Using social media as a teaching tool, learn how to creatively integrate students' social lives into their education. In this workshop, participants will explore how to use current social media platforms and technologies to enhance participation in the classroom, as a research tool, as a test giving tool and as a means to form a bond of lifelong learning communication. Also, the use of iPads and how they bring a whole other layer to creative learning will be explored. The possibilities for what creativity can be found and developed using this wonderful tech tool and its applications is endless. Participants are encouraged to bring their iPad.

Presenter(s): Christine David, The Art Institute
Audience: High, College/University
Location: HTC#3

Friday, 8:00 am-10:00 am
Mini Studio Workshop No. 204
"Nesting" with Wool

In nature, birds collect a variety of materials to create homes. In this Blick-sponsored workshop, participants will use small amounts of wool and gathered materials to form a "nest" using the wet felting technique. Feathers, raffia and other nest-building supplies will be provided. Participants are welcome to bring small materials to include in a 6" x 6" flat piece.

Presenter(s): Linda Carter, Blick Art Materials
Audience: Elementary, Middle, High,

Museum
Location: HTC#4

Friday, 9:00 am-10:00 am
Art Forum
The Role of Visual Art in IB

Attending an International Baccalaureate (IB) school allows students to be introduced and exposed to many cultures and global events. When art is integrated with internationalism and multiculturalism, the impact is astounding. This presentation will focus on the many ways that the arts contribute to the educational experience of IB students. Students in art classes participate in many projects that introduce them to other cultures, artistic styles, master artists and art history. Students delve deep into each topic through artistic inquiry, hands-on projects, group collaboration and independent research.

Presenter(s): Britt Feingold
Audience: Elementary
Location: Pier Room

Friday, 9:00 am-10:00 am
Art Forum
Mixing Authentic and Large-Scale Visual Arts Assessment: What Might Work for You?

This presentation will address the issue of developing authentic visual arts assessment that might be used in larger scale school, district and state-wide applications. As a National Assessment of Educational Progress Visual Arts Consortium member, the presenter is charged with informing current art educators and administrators about the various curriculum and assessment resources available through the NAEP Arts website and the NAEP Data Explorer (NDE). Whether you are interested in developing assessments for your classroom, school, district or state, this presentation will provide some foundational entry points.

Presenter(s): Tom Brewer
Audience: All
Location: Skyway Room

Friday, 9:00 am-10:00 am
Art Forum
Don't Freak Out Because You're A Novice Art Teacher: Teacher Organization

This is a series of three sessions offered each day of the conference: Thursday, Friday, and Saturday. Each session covers issues novice teachers navigate as they begin to develop their art teaching practice. The purpose of the series is to provide novice art teachers with practical guidelines in three areas. Friday's

focus is on "Teacher Organization." This session discusses organizing all aspects of the art program including the art supplies, art on the cart, grades and home learning assignments.

Presenter(s): Mark Rosenkrantz, Lourdes Fuller

Audience: Elementary, Middle, High

Location: St. Petersburg 1

Friday, 9:00 am-10:00 am

Art Forum

In-House and Out Art Shows

One of the most important things art teachers do is showcase their young artists' work. What if you are asked to put on an art show at your school and you do not have display boards, permanent display areas or a budget to purchase display boards? No problem! Presenter will show you 'how to' with boxes, kraft paper your school already has, masking tape and electrical tape! Steps and importance of properly putting up art work at local mall art shows will also be shared.

Presenter(s): Theresa Grosse

Audience: Elementary, Middle, High

Location: St. Petersburg 2

Friday, 9:00 am-10:00 am

Art Forum

The Art Portfolio: A Life Long Path to Purpose, Passion and Education

Portfolios engage us in making choices and making sense of our creative expressions, practices and learning. In a technologically enriched world, portfolio practices prompt us to consider personal and professional paths, reflect on our passions and consider our audiences. In this session, two artists/educators will offer insights from their experience with art portfolios from assisting students in their development to reviewing for admissions and awards. The presenters will identify a variety of best practices and demonstrate through showcasing a selection of exceptional portfolios across studio media from School of Art and Art History at The University of Florida. They will also provide a selection of resources for portfolio development.

Presenter: Michelle Tillander

Audience: High, College/University

Location: St. Petersburg 3

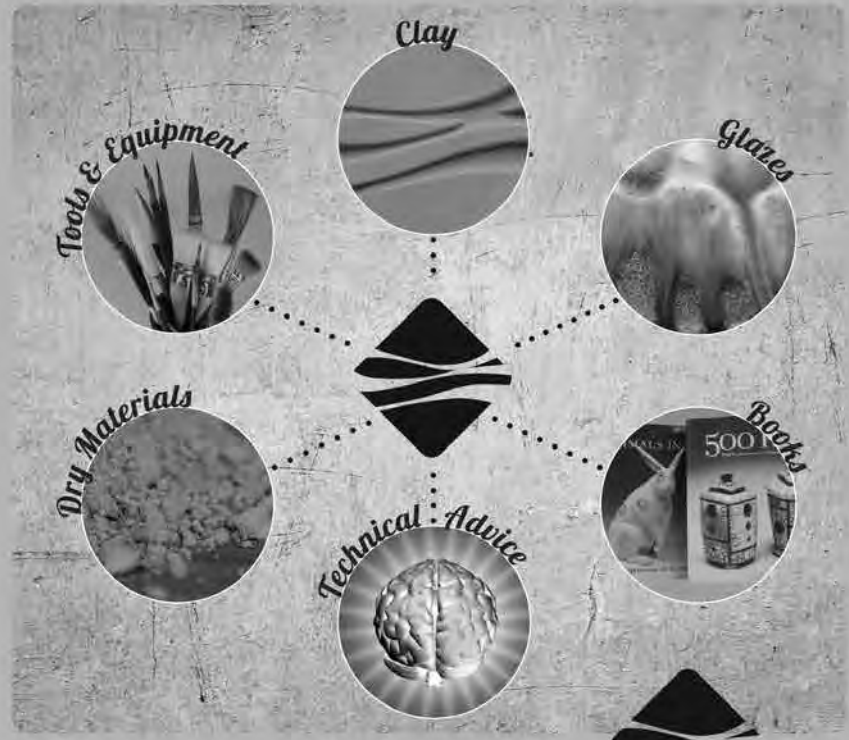
(Continued on page 24)



How Does One Transform this Ball of Clay?

1. Skill. 2. Tools. 3. Advice.

You supply the skill. We'll supply the rest.



Welcome, FA&A Teachers!

Stop by our store for...

- ...Special conference discounts
- ...Amazing onsite workshops
- ...Sunday's breakfast reception

Visit FA&A.org for more information!

Highwater Clays
THE EARTH'S BEST CLAYS
At the Historic Seaboard Train Station
420 22nd Street South | St. Petersburg, FL 33712
727.553.9344 | manager@highwaterclaysflorida.com



Friday, 9:00 am-12:00 pm
Half-Day Studio Workshop No. 205
Roll, Stamp & Go: Easy and Unique Wall Sconces

Create beautiful and unique wall sconces using readily available forms and basic tools. Sconces are fashioned in easy, manageable steps from start to finish. Participants will also learn how to make stamping tools out of clay.

Presenter(s): Barbara Ott, Stephanie Schorr

Audience: Elementary, Middle, High, College/University

Location: Off-Site: The Train Station - Highwater Clays

Friday, 9:00 am-12:00 pm
Half-Day Studio Workshop No. 206
Painting Atelier in Grisailles

Discover the secrets of painting that prepared generations of great masters such as Rubens, Chardin and more. Participants will create a grisailles painting after observing a demonstration. Materials/handouts will be provided.

Presenter(s): David Chang

Audience: All

Location: Off-site: Museum of Fine Arts

Friday, 9:00 am-12:00 pm
Half-Day Studio Workshop No. 207
Bronze Clay Beadmaking

This hands-on workshop gives a new twist to traditional coil pots and vases. Each participant will receive complete lesson plans (PowerPoint and SMART Notebook formats) with digital images as well as create two pieces to take home!

Presenter(s): Roxanne McGlashan

Audience: Middle, High, College/University

Location: Off-site: Museum of Fine Arts

Friday, 9:00 am-12:00 pm
Half-Day Studio Workshop No. 208
Getting Connected with Watercolor: Investigations with Composite Formats

As artists, we all use the Goethean methodology: a process of inquiry that does not separate the observer from the observed. It considers any phenomenon as an organic whole, observed from all sides. In this workshop, participants will create a narrative involving what they experienced as they heard, touched and smelled while studying the organism. Participants will select and combine several compositional formats to create a composite composition from their own photos and sketches from journals.

Works will be executed in watercolors and other assorted wet media.

Presenter(s): Patricia Miles

Audience: Middle, High

Location: Off-site: Museum of Fine Arts

Friday, 9:00 am-12:00 pm
Half-Day Studio Workshop No. 209
The Journal Challenge

Visual Journals are an excellent way to combine words and writing with images to create a rich and powerful expression. This workshop will share a variety of techniques, lessons, and resources to get you and your student's journal juices flowing. Participants will incorporate writing with art processes to create layered and meaningful images. You will leave the workshop with an assembled book and a noggin full of ideas.

Presenter(s): Tasha Strigle, Marla Long

Audience: Elementary, Middle

Location: Off-site: Museum of Fine Arts

Friday, 9:00 am-12:00 pm
Half-Day Studio Workshop No. 210
Marvelous Mixed Media Mapping

Let's reconstruct a used golden book full of memories of our time here at the FAEA Conference. Using local maps and symbols, participants will tie in math and geography and construct an assortment of original mixed media backgrounds that can continue to be embellished. Bring a local map of your hometown with you. All other materials will be provided by Art Systems and Dixon Ticonderoga.

Presenter(s): Gail Russakov

Audience: All

Location: Williams Room

Friday, 10:15 am-11:15 am
Art Forum

Taming the Wild Kindergarteners

Do you get tired even thinking about the kindergarten classes? From cutting straight lines to building roller coasters, this session will present a year's curriculum with logically progressive activities that are standards-based and will engage the wildest young artist.

Presenter(s): Pamela Brown

Audience: Elementary

Location: Pier Room

Friday, 10:15 am-11:15 am
Art Forum

Fostering Community through Creativity
The presenter will discuss the impor-

tance of community building in the classroom through the application of creative exercises and activities.

Presenter(s): James Reiman, The Art Institute

Audience: Middle, High, College/University

Location: Skyway

Friday, 10:15 am-11:15 am
Art Forum

What Students Think About Art Class

Learn what art-making means to a group of secondary students. Discuss the role of art in their education and lives. Explore themes such as autonomy, dealing with emotions and making meaning.

Presenter(s): Adriane Pereira, Debra Barrett-Hayes, Pam Wallheiser

Audience: High, College/University

Location: St. Petersburg 1

Friday, 10:15 am-11:15 am
Art Forum

Develop Personal Imagery through Digital Photography

This presentation will focus on exploring the means of self expression through the use of digital photography. Learn how to teach students to reference their personal life, experiences, and interests from their home, neighborhood, school and social environment by taking and using photographs to create their art. Discover how to help your students get in touch with their personal imagery, connect to its content and develop visual skills to express themselves.

Presenter(s): Jack Tovey

Audience: All

Location: St. Petersburg 2

Friday, 10:15 am-11:15 am
Art Forum

Creating a Family System through Cross-Grade Curriculum in Art Education

As art teachers and as human beings, we thrive on connections in life, becoming inspired and intrigued when something from our home life ties into something at work, something we read or something we hear. Children feel the same, and we know this because of the success of interdisciplinary curriculum and arts integration. A student is enthusiastic about a topic learned from every angle and really internalizes and remembers the information. Although examples from a K-8 model school will be provided, ties like this can be made with any grade. Presenters will share some ways



that they have created a cross-grade curriculum and family, the benefits that they have seen this past year and plans for expanding on ideas in the future.

Presenter(s): Carly Mejeur, Traci Hochstetter

Audience: All

Location: St. Petersburg 3

Friday, 10:15 am-12:15 pm
Mini Studio Workshop No. 211
Drawing with Sticks

In this workshop, participants will draw a still life using sticks. Then work back into their drawings with watercolor washes and oil pastels. This lesson helps students learn to let go of perfection and just create.

Presenter(s): Melissa Hunt

Audience: Middle, High, College/University

Location: Demens Room

Friday, 10:15 am-12:15 pm
Mini Studio Workshop No. 212
What Can I Do With All Those CDs!?

Help the environment and stretch your mental supply budget. Numerous 2D and 3D art assignments using those CDs that would otherwise end up in our landfills.

Presenter(s): Sandra Traub

Audience: Elementary, Middle, High

Location: HTC#1

Friday, 10:15 am-12:15 pm
Mini Studio Workshop No. 213
Mushroom Madness with Beatrix Potter

Did you know that writer and illustrator Beatrix Potter made a scientific discovery associated with mushrooms? Using her illustrations of mushrooms as inspiration, participants will learn how to introduce their students to the element of art form. Participants will distinguish between shape and form in their drawings of mushrooms and then create mushroom sculptures with air-dry clay.

Presenter(s): Carol Blume

Audience: Elementary

Location: HTC#2

Friday, 10:15 am-12:15 pm
Mini Studio Workshop No. 214
Abstract Form - Wire/Nylon Stocking Sculpture

Create forms using low budget materials. Explore principles and elements of art and design through this highly rewarding project. Good project for breath portion of AP 3D Studio Art Portfolio.

Presenter(s): Marcia Reybitz

Audience: High

Location: HTC#3

Friday, 10:15 am-12:15 pm
Mini Studio Workshop No. 215
Weaving in the Elementary Classroom

This workshop includes making a small embellished fiber that is appropriate for elementary students. Handouts will also show examples and symbolism of the fiber arts that join us together as a global family and reflect our world and celebrations.

Presenter(s): Nan Williams

Audience: Elementary

Location: HTC#4

Friday, 11:30 am-12:30 pm
Art Forum

Florida Junior Duck Stamp Program: Conservation through the Arts

Join fellow art educator Jennifer Johannes and Refuge Ranger Becky Wolff as they discuss the in's and out's of the Florida Junior Duck Stamp Program and show you how to incorporate conservation through art. This presentation will show you how to incorporate this free competition into your classroom curriculum. Free prizes and Florida Junior Duck Stamp curriculum provided.

Presenter(s): Becky Wolff

Audience: Elementary, Middle, High

Location: Pier Room

Friday, 11:30 am-12:30 pm
Art Forum

Get Involved: Emerging Art Leaders

Do you want to be more involved, but don't know how to get started? FAEA's President-Elect will guide you through the various areas of involvement on a state level from presenting at conference to becoming a board member. Find your visual voice and become an emerging art leader for your profession today.

Presenter(s): Karen Nobel

Audience: All

Location: Skyway Room

Friday, 11:30 am-12:30 pm
Art Forum
Clay Projects, Ideas, Tips and More for the Elementary Classroom

This presentation will be filled with ideas for successful clay projects for the elementary level. Slabs and other hand building techniques are covered as well as storage tips and short-cuts. Samples will be explained and on display.

Presenter(s): Shaw Lane, Stacy Bowen

Audience: Elementary

Location: St. Petersburg 1

Friday, 11:30 am-12:30 pm
Art Forum
While the Cats Away, the Mice will Play

When you are out sick and in need of a substitute, 9 times out of 10 it will not be someone knowledgeable in the arts. Why not leave a lesson plan that anyone can understand and implement? The presenter will provide effective lesson plans for substitutes suitable for all grade levels.

Presenter(s): Beth Goldstein

Audience: All

Location: St. Petersburg 2

Friday, 11:30 am-12:30 pm
Art Forum
Harnessing Technology for Student Assessment, Reflection and Advocacy

During this session, the presenter will discuss how he is using both web-based and other computer-based tools to reach out to both students, parents and the community.

Presenter(s): Chan Bliss

Audience: All

Location: St. Petersburg 3

Friday, 12:45 pm-1:45 pm
Elementary School Division Meeting
Location: St. Petersburg 1

Friday, 12:45 pm-1:45 pm
Middle School Division Meeting
Location: St. Petersburg 2

Friday, 12:45 pm-1:45 pm
High School Division Meeting
Location: St. Petersburg 3

Friday, 12:45 pm-1:45 pm
Higher Education Division Meeting
Location: HTC#1

Friday, 12:45 pm-1:45 pm
Museum Division Meeting
Location: Off-site

Friday, 12:45 pm-1:45 pm
Retirees Group Division Meeting
Location: HTC#2

(Continued on page 26)



2012 FAEA CONFERENCE SCHEDULE

Friday, 1:15 pm-2:15 pm Supervisors' Forum for Aspiring Art Teachers

Third annual meet and greet for district personnel and potential employees, juniors and graduating seniors in Florida who are majoring in art education. Students this is your chance to meet the people who are behind the hiring in Florida!

Location: Bayboro Room

Friday, 2:00 pm-3:00 pm Art Forum Museum Education Idea Exchange

The session is a round table discussion about best practices within the field of museum education. Please join your fellow museum educators to share ideas of how to solve common challenges, explore engaging teaching strategies and celebrate successes at our museums around the state.

Presenter(s): Lark Keeler, J. Marshall Adams

Audience: Museum

Location: Off-site

Friday, 2:00 pm-3:00 pm Art Forum Pastry Art Experience! Palate or Palette?

Culinary extraordinaire Leslie Eckert will excite your palate in this experience of bringing your creativity in art, science and math into the kitchen and onto your palate.

Presenter(s): Chef Leslie Eckert, The Art Institute

Audience: High, College/University

Location: Pier Room

Friday, 2:00 pm-3:00 pm Art Forum Rejuvenation Tea - Bringing the Joy Back to Teaching

Are you looking for a way to find the joy in teaching again? The presenters will provide ideas to help you remain true to yourself, reduce stress and make your life easier. These simple, easy-to-do strategies can help change your life as a teacher, artist and woman. This workshop will cover making yourself a priority, stress reducing techniques, creating supportive lifelines and finding your passion. Join us for a rejuvenating tea service and information sharing.

Presenter(s): Deirdre Daniel, Paula Ferrell, Marilyn Rackelman

Audience: All

Location: Skyway Room

Friday, 2:00 pm-3:00 pm Art Forum Earth Art Education: Lesson Plans and Field Experience

This presentation will summarize the classroom and field experience of a three-week, summer intensive graduate course at Florida State University for pre-service art educators. Through field-based research at environmental sites, as well as interactive classroom experience, the practical and theoretical knowledge of art education is combined with environmental and social issues that impact teaching and learning in the arts. The resulting lessons and unit plans for K-12 art classrooms will be presented along with students' personal work and observations. Handouts will be provided!

Presenter(s): Michael Sperow, Elizabeth Jensen, Dorothy Shepard

Audience: Elementary, Middle, High, College/University

Location: St. Petersburg 1

Friday, 2:00 pm-3:00 pm Art Forum Comics Connection

Get reluctant readers and writers to do both in the art room effortlessly with comics. This presentation features a brief history of comic books and an overview of comic book genres and supplies attendees with formats for comics, prompts and student samples.

Presenter(s): Gwenn Seuling

Audience: Elementary, Middle, High

Location: St. Petersburg 2

Friday, 2:15 pm-4:15 pm Mini Studio Workshop No. 216 Tissue, I hardly Know You!

What should you do with your left over scraps of tissue paper? This project teaches a faux watercolor technique. Scraps of tissue paper become the watercolor and the project is completed with the use of black ink to create lines.

Presenter(s): Beth Goldstein

Audience: All

Location: Demens Room

Friday, 2:15 pm-4:15 pm Mini Studio Workshop No. 217 AP ART That Stands APART

Empower students to excel in AP Studio Art with innovative lessons and strategies that explore media, encourage a unique visual voice, and reveal verve and mark making. Participants will explore inventive exercises as they create with an array of inexpensive media that

produce accomplished results. Students' work demonstrating a variety of unique solutions to each assignment will also be presented along with steps for success in implementing the exercises.

Presenter(s): Elizabeth Jenkins

Audience: High

Location: HTC#1

Friday, 2:15 pm-4:15 pm Mini Studio Workshop No. 218 Printmaking in the Elementary Classroom

This workshop will explore examples of easy printmaking techniques for the elementary classroom with an emphasis on monoprint. Handouts will also provide a look at "print" in origins of writing tools, books and printmaking.

Presenter(s): Nan Williams

Audience: Elementary

Location: HTC#2

Friday, 2:15 pm-4:15 pm Mini Studio Workshop No. 219 AMACO/brent, Hand-Built Pitchers with Surface Design

Using soft earthenware slabs, participants will create hand-built pitchers. Texture will be applied to the surface to add visual interest. Pitchers will be embellished with sprigs, feet and a handle along with Velvet Underglazes. Pitchers will be made using a simple template that even a novice can do.

Presenter(s): Jeff Sandoe, Sr. VP-Sales, AMACO-brent

Audience: All

Location: HTC#3

Friday, 2:15 pm-4:15 pm Mini Studio Workshop No. 220 O-saki Ni

A Japanese tea ceremony would not be complete without tea trays and sushi plates. Here is a chance to create in clay with underglaze and go home with your own project. Participants will also learn about the Japanese tea ceremony through its history. Try tea, eat delicacies and enjoy the Zen experience.

Presenter(s): Steven VanDam, Connie Phillips

Audience: All

Location: HTC#4

Friday, 2:30 pm-4:00 pm Districts Assembly

For representatives from local art teacher/educator associations.

Location: Bayboro Room



Friday, 3:15 pm-4:15 pm
Art Forum

Creating Magic for K-2nd and Reality for 3rd-8th Grade Special Needs Students in the Art Room

The presenter will provide a variety of art activities and intervention techniques for helping special needs students be successful in the regular art classroom.

Presenter(s): Geraldine Williams

Audience: Elementary, Middle

Location: Pier Room

Friday, 3:15 pm-4:15 pm
Art Forum

Staying Artistically Alive as Art Educators

Interested in Becoming a practicing artist while teaching? Participants will learn the methods of artistic confidence, establishment of value, effective photography of artworks and professional portfolio.

Presenter(s): David Chang

Audience: All

Location: Skyway Room

Friday, 3:15 pm-4:15 pm
Art Forum

Art and World War II

Did art have an impact on the final outcome of WWII? Presenter will provide a PowerPoint presentation followed by discussion and handouts.

Presenter(s): Cindy Jesup, Patricia Miles

Audience: All

Location: St. Petersburg 1

Friday, 3:30 pm-4:30 pm
Museum Resource Exchange

Resources for art teachers will be provided by our museum educators.

Location: St. Petersburg 2 & 3 Lobby Area

Friday, 4:30 pm-5:30 pm
General Session II

Keynote Speaker: Laurie Gatlin

Location: St. Petersburg 2 & 3

Friday, 6:00 pm-7:00 pm
Artist Bazaar

Support your fellow artists as they sell their artist creations.

Location: Lobby outside of St. Petersburg 2 & 3

Friday, 7:00 pm-9:00 pm
Welcome Reception

Sponsored by Ringling College of Art and Design

Location: Salvador Dali Museum

SATURDAY, NOVEMBER 10, 2012

Saturday, 7:00 am-5:00 pm
Registration Open

Saturday, 7:30 am-8:30 am
FAEA Awards Breakfast

Join us as we honor this year's FAEA award winners. Purchase your ticket during pre-registration or onsite, but be careful tickets will be limited onsite.

Location: St. Petersburg 1

Saturday, 8:30 am-1:30 pm
Commercial Exhibit Hall Open

Location: Grand Bay Ballroom

Saturday, 8:30 am-12:30 pm
Half-Day Studio Workshop No. 300
Raku and the High School Ceramics Program

This half day workshop is geared toward teachers with an existing ceramics program and a desire to incorporate Raku into their curriculum. Participants will assist with firing the kiln and removing and reducing the pots outdoors. A CD of information will be provided. Bring one bisque-fired pot that is sturdy.

Presenter(s): Barbara Davis

Audience: High

Location: Off-site: The Train Station - Highwater Clay

Saturday, 9:00 am-10:00 am
Art Forum

Don't Freak Out Because You're A Novice Art Teacher: Teacher Relationships

This is a series of three sessions offered each day of the conference: Thursday,

Friday, and Saturday. Each session covers issues novice teachers navigate as they begin to develop their art teaching practice. The purpose of the series is to provide novice art teachers with practical guidelines in three areas. Saturday's focus is on "Teacher Relationships." This session discusses how novice art teachers form professional relationships with students, administrators, colleagues, parents, art supervisors and policy makers. Art advocacy strategies with all stakeholders will be covered.

Presenter(s): Mark Rosenkrantz, Lourdes Fuller

Audience: Elementary, Middle, High

Location: Harborview

Saturday, 9:00 am-10:00 am
Art Forum

Intro to Teaching Digital Photography

This presentation features information for teaching digital photography classes and is geared toward fine art, studio art and beginning art educators with limited knowledge in teaching digital photography. The presenter will provide participants with information and training needed to teach digital photography as well as new methods for seasoned teachers. Teacher support materials, photo editing programs and information about color editing will be provided.

Presenter(s): Patricia Yontz

Audience: High, College/University, Museum

Location: St. Petersburg 2

(Continued on page 28)





Saturday, 9:00 am-10:00 am

Art Forum

Art Education Research: A Community of Formalized Curiosity

Artistic learning is complexly rooted in the emotional condition, in which it occurs, that is, those inner and outer places we chose to work and play as we formalize our curiosity. Art educator participation in research can nurture personal and professional development and can be used as a tool for refining and evaluating your own arts education projects. In this session, a panel of art educators will offer examples of their current art education research interests, designs and findings.

Presenter(s): Michelle Tillander

Audience: Elementary, Middle, High, College/University

Location: St. Petersburg 3

Saturday, 9:00 am-11:00 am

Mini Studio Workshop

No. 301

Totally Tubular

Participants will create a "Totally Tubular" 3D sculpture of a chair inspired by children's literature. Some titles include: A Chair for My Mother, Peter's Chair and A Chair for Always. Other titles of stories with chair themes will be provided and books will be on hand for inspiration. All sculptures will be made from 100% recyclable materials. All cardboard, fabric, paint and embellishments will be provided. So bring your imagination and leave with your hand-made throne or chair.

Presenter(s): Steven Miller

Audience: Elementary, Middle

Location: Demens Room

Saturday, 9:00 am-11:00 am

Mini Studio Workshop

No. 302

Using Cell Phone Photos to Inspire Desktop Publishing and Bookmaking Ideas

Learn how to take "annoying student habits" of the use of cell phones and utilize it to create interesting and creative books using Adobe InDesign. The phone's camera and photo applications will be used to illustrate a specific concept with a "desktop published" book. (Participants please come prepared with 8 phone photos taken with a common concept; i.e.: awesome shoes, cool hairdos, sidewalk finds, funky signs, etc or any 8 of your own photos.)

Presenter(s): Michelle Hartsfield, Barbara Davis, Pam Wallheiser, Ruthie Platt, Debi Barrett-Hayes

Audience: Middle, High

Location: HTC#1

Saturday, 9:00 am-11:00 am

Mini Studio Workshop

No. 303

Magic Tree Houses - Paul Klee and Collage

Experience a 21st Century approach to a traditional studio lesson! Using Podcast introductions and a gradual-release delivery model, this lesson develops technical skills, integrates writing and science, and encourages creative problem solving. Participants will engage in the lesson as if they were back in 2nd grade - on fast forward.

Presenter(s): Amy Laroche

Audience: Elementary

Location: HTC#2

Saturday, 9:00 am-11:00 am

Mini Studio Workshop

No. 304

Art from the Heart - Projects with A Purpose!

Learn new and exciting ways to involve your students and school community in humanitarian art projects. Integrate positive character traits to empower your students to use their creativity when making art and learn how their art can make a difference in helping other children. Participants will make and take a variety of examples.

Presenter(s): Suzanne Devine-Clark

Audience: Elementary, Middle, High

Location: HTC#3

Saturday, 9:00 am-11:00 am

Mini Studio Workshop

No. 305

Sculptural Architecture

As architecture of the 21st century evolves, modern landmarks are becoming distinctly unique! Explore the field of architecture from the sculptor's viewpoint. Participants will learn a variety of paper sculpting techniques and adapt these techniques in the creation of a uniquely expressive small-scale architectural landmark.

Presenter(s): Alan McKnight

Audience: High

Location: HTC#4

Saturday, 9:00 am-11:00 am

Mini Studio Workshop

No. 306

Hand Bound Sketchbooks

Participants will create a hand-bound sketchbook using traditional stitching techniques. A variety of approaches will be discussed regarding working with students in developing a sketchbook

habit, and it all begins with having them create their own sketchbook from sheets of paper, needles and thread. Along with supplies and instructions needed to create their sketchbook, the presenter will discuss ways of encouraging student engagement with the aim of a self-sustaining practice of sketchbook use.

Presenter(s): Laurie Gatlin

Audience: All

Location: Pier Room

Saturday, 9:00 am-11:00 am

Mini Studio Workshop

No. 307

Arts Integrated Lessons for School Themes, Contests and Family Nights

In this workshop, participants will experience lessons that can be applied to school themes, contests and family nights, as well as enhancing core subject objectives. These take away projects include all learners, especially special needs students. This workshop displays arts integration at its best promoting a harmonious, school community to support the best learning environment possible. Witness an unusual teaching team duo that should be the norm for every school, not the exception.

Presenter(s): Mary Kay Westhoven, Susan Easley

Audience: Elementary

Location: Skyway Room

Saturday, 9:00 am-11:00 am

Mini Studio Workshop

No. 308

Fiber Art - Fabric Portraits

Discover a fun, cool way to create self-portraits using different color fabrics. This is a great technique to bring mixed media and fiber art into any classroom and can be further developed into an upper level project. Learn fabric and pattern combinations to create shading within your portrait!

Presenter(s): Christina Penuel, Suzanne Somogyi, Caren Pearson

Audience: High

Location: Williams Room

Saturday, 9:00 am-12:00 pm

Half-Day Studio Workshop

No. 309

Monoprint Lab - Printing Without a Press!

Monotypes are a unique process in which a one-of-a-kind image is made. After learning a variety of techniques, water-based inks will be used to create a series of monoprints in this hands-on workshop. This is a fun, easy and inexpensive way to have your students make beautiful prints! This workshop is truly



suitable for elementary, middle and high school aged students.

Presenter(s): Kymberly Moreland-Garnett

Audience: All

Location: Off- site: Gibbs High School

Saturday, 9:00 am-12:00 pm

Half-Day Studio Workshop No. 310
Unsticking Your "Stuck" - Finding New Ways of Expression

In this workshop, participants will take an old painting or a discarded one from their classroom to use as a spring board to create a new work. Participants will explore "mark-making", textural effects, layering and multi-media by using a variety of everyday surfaces to create exciting new ones in painting.

Presenter(s): Marsha Gegerson

Audience: High

Location: Off- site: Gibbs High School

Saturday, 9:00 am-12:00 pm

Half-Day Studio Workshop No. 311
Personal Adornment: Maasai Inspirations in Jewelry Design

Travel to Africa where you will discover a tribe whose body ornamentation has not changed in hundreds of years. In this workshop, participants will create a wearable piece of jewelry influenced by the Maasai tribe of Kenya and Tanzania using metal, wire, beads and small hand tools. Please feel free to bring additional beads and magnifying glasses for close-up work.

Presenter(s): Catherine Rivera

Audience: Middle, High

Location: Off- site: Gibbs High School

Saturday, 9:00 am-12:00 pm

Half-Day Studio Workshop No. 312
Twenty Watercolor Techniques

Explore, apply, and combine various texture and resist watercolor techniques to create landscapes to abstract compositions.

Presenter(s): Patricia Priscoe

Audience: Elementary, Middle, High

Location: Off- site: Gibbs High School

Saturday, 9:00 am-12:00 pm

Half-Day Studio Workshop No. 313
Cameo Paper Mache Vase

Want some fun ideas of what to do with paper mache? Then this is the workshop for you. Participants will create a paper mache vessel from tissue paper (can be used to emulate glass artworks). Participants will also learn about other lessons and tips for how to use this fairly inexpensive and fun medium.

Presenter(s): Tasha Strigle

Audience: Elementary, Middle

Location: Off- site: Gibbs High School

Saturday, 9:00 am-12:00 pm

Half-Day Studio Workshop No. 314
Let's Explore the Third Dimension

In this workshop, participants will create objects in 3D using paper, recyclables, beads, buttons, textiles and other found objects. Paper will be explored as a three dimensional medium. Recyclables and found objects will be used to create objects such as figures, characters, creatures or aliens of your choice. Please bring a brown bag of your favorite recyclables. Many ideas will be explored on how to use in the classroom.

Presenter(s): Joanne Logg, Nadia Earl

Audience: All

Location: Off- site: Gibbs High School

Saturday, 10:15 am-11:15 am

Art Forum
AVD - Line of Action/Volume/Detail in Making Crazy Cartoon Characters

This session will provide an understanding of line of action - making dynamic figures using AVD (line of action, volume, detail) to make crazy comic characters.

Presenter(s): Krishna Sadasivam, The Art Institute

Audience: Middle

Location: Harborview

Saturday, 10:15 am-11:15 am

Art Forum
What's Up with this Arts Collaboration Course?

Are you excited about the possibility of offering and teaching the new honors course, "Arts Collaboration: Designing Solutions for Art, Work, and Life"? Learn more about possible approaches to this highly innovative course and how real-world problems can be solved through inquiry-based collaboration.

Presenter(s): Dana Warner

Audience: High

Location: St. Petersburg 1

Saturday, 10:15 am-11:15 am

Art Forum
Friendly Field Trips

Field trips are not just PB & J on the bus anymore! Come learn how to plan and execute a successful interdisciplinary field trip that any principal will approve. Tips include choosing your trip co-sponsor, choosing the location, finding funding, hiring a bus, organizing

permissions, lunches and substitutes, and follow up assignments that result in exhibit worthy projects. This presentation documents every step and features examples of student responses to several field trips that resulted in gallery shows.

Presenter: Gwenn Seuling, Carly Gates

Audience: Elementary, Middle, High

Location: St. Petersburg 2

Saturday, 10:15 am-11:15 am

Art Forum
Architecture - Preservation and Sustainability

This session focuses on our architectural heritage, analysis of the present and plans for the future. By broadening the outlook, studying past achievements, embracing today's cultural diversity and learning to solve problems for the future, we hope that our students can be the architects of tomorrow in thought and in deed.

Presenter(s): Nan Williams

Audience: Elementary, Middle

Location: St. Petersburg 3

Saturday, 11:30 am-1:30 pm

Mini Studio Workshop No. 315
Ways of Working: Helping the AP Student Find Direction and Individual Voice in Work Ideas

This workshop helps the AP teacher assist the student in ideation and work development for use in AP art portfolios. Various surfaces, media and working techniques will be explored in hands-on exercises. Lesson plans and handouts will also be included.

Presenter(s): Suzanne Burke

Audience: High

Location: Bayboro Room

Saturday, 11:30 am-1:30 pm

Mini Studio Workshop No. 316
Dali and Surrealism: Unlocking a Child's Creativity

Salvador Dali was a master of traditional techniques working within the Modern Art movement of Surrealism. He used a great deal of skill to render his works in traditional media while using his dreams, fantasy and imagination as his subject matter. Using Dali's imagery and technique as a foundation, see how children can use their imagination to unlock their creative potential through a series of lessons and hands-on projects.

Presenter(s): Patrick Finnegan, Karen Nobel

Audience: Elementary

Location: Demens Room

(Continued on page 30)



Saturday, 11:30 am-1:30 pm
Mini Studio Workshop No. 317
Textured Bridge

This is a STEM to STEAM unit lesson about creating a textured mixed media bridge. The objective of the lesson is to intertwine creativity, problem solving, and engineering with visual arts techniques, knowledge and skills to design a textured 2D bridge that is economical. Participants will make a textured 2D mixed media bridge as well as learn how to budget their provided art materials as the bridge is being made.

Presenter(s): Julie Stone, Jennifer Selfridge

Audience: Elementary, Middle
Location: HTC#1

Saturday, 11:30 am-1:30 pm
Mini Studio Workshop No. 318
Somethin' from Nothin' - The Art of Inspiration

Problem solving, inventiveness, inspiration, design and resourcefulness are tools most needed to create art from whatever is available to you. In this workshop, the presenters will inspire participants from all grades to use everything to create art. Presenters will

focus on using media found in nature. Lesson plans, samples, historical curriculum connections and materials will be provided.

Presenter(s): Sara Marc, Victoria Englehart
Audience: Middle, High
Location: HTC#2

Saturday, 11:30 am-1:30 pm
Mini Studio Workshop No. 319
The Splendors of Ancient Egypt

Explore the splendors of ancient Egypt while creating a mummy mask to rival King Tut's! Lessons and resources from a K-5 unit on ancient Egypt will be shared.

Presenter(s): Linda Hilterbrandt
Audience: Elementary
Location: HTC#3

Saturday, 11:30 am-1:30 pm
Mini Studio Workshop No. 320
The Photographic Eye of Georgia O'Keeffe

You know that Georgia O'Keeffe was married to a photographer, but have you ever made connections to photography with her paintings? This workshop will make those connections for you and teach you how to create a painting in

the style of O'Keeffe using a viewfinder.

Presenter(s): Carol Blume
Audience: Elementary, Middle
Location: HTC#4


Saturday, 11:30 am-1:30 pm
Mini Studio Workshop No. 321
Writing and Art: Sijo Poetry

Participants will write a poem using the Korean Sijo format. Then they will complete a quick watercolor to illustrate the poem. Student examples will be shared and the format for writing will be given. Information about the Sejong Writing Competition (in collaboration with the Korean Institute and Harvard University) will also be shared.

Presenter(s): Cindy Jesup, Patricia Miles
Audience: High
Location: Pier Room

Saturday, 11:30 am-1:30 pm
Mini Studio Workshop No. 322
You Have to Break A Few Eggs...

Retaining its beauty and freshness through centuries, painting with egg tempera brings art history to life. In this workshop, participants will mix pigments, break a few eggs and learn



The Davis Studio Series
 The Premier Resource for High School Studio Educators!

Each book in the series focuses on hands-on learning with in-depth studio opportunities, rubrics, step-by-step illustrations, examples by master artists, exemplary student artwork, and more!

Check out our titles: *Communicating Through Graphic Design* (available in print and digital formats), *Experience Clay*, *Experience Printmaking*, *Focus on Photography*, *Discovering Drawing*, *Exploring Painting*, and *Beginning Sculpture*.

Davis Publications—Exemplary Art Programs for K–12.

For more information, visit DavisArt.com.
 Call 800-533-2847 or email ContactUs@DavisArt.com.

FIRED ARTS & CRAFTS
 THE TEACHING RESOURCE

FREE Digital Subscription!

That's right Florida art teachers! If you work with ceramics, glass or other forms of fired arts, you're entitled to a free online subscription to the only publication packed with lesson plans covering all forms of fired art. Get your free 12-issue digital subscription at www.firedartsandcrafts.com. Just enter code FEL333 or call (800) 331-0038, ext. 1 and mention the code. It's really that simple!

Print Subscription Special Offer

We have a special offer for a print and digital subscription! For only \$24.95, you get 12 great print issues, online access to lesson plan archives, useful articles on kiln care and maintenance, and so much more. To even make the deal better, we're throwing in a free \$20 set of Royal Soft-Grip brushes and other gifts. Go online or call and mention code HEM226 for this remarkable deal. But hurry! This offer ends soon and quantities are limited. This offer only valid in USA.



wonderful methods of painting.

Presenter(s): Mary Malm, The Art Institute

Audience: High, College/University

Location: Skyway Room

Saturday, 11:30 am-1:30 pm

Mini Studio Workshop No. 323
Ceramic Garden Gnomes Made Easy

This hands-on clay workshop will make garden gnomes so easy that an elementary school student can do it. This clay project gives students artistic freedom while using basic steps that guarantee success for all students and reinforce handbuilding techniques.

Presenter(s): Emily Lees

Audience: Elementary, Middle

Location: Williams Room

Saturday, 11:30 am-12:30 pm

Art Forum

Engaging Art and Science

The collaborative STEAM projects provide a unique interdisciplinary research environment for art and science students. This study includes the perceptions and the achievements of the students who participated in the project.

Presenter(s): Joo Kim

Audience: Middle, High, College/University

Location: Harborview

Saturday, 11:30 am-12:30 pm

Art Forum

Understanding Rubens and Baroque Art through Visual Analysis

Learn the art of Rubens and Baroque paintings through innovative visual analysis. This presentation will focus on formal visual concepts and the power of compositional design as related to teaching.

Presenter(s): David Chang

Audience: All

Location: St. Petersburg 1

Saturday, 11:30 am-12:30 pm

Art Forum

TravelARTSity: Fieldtrips for Grown-ups!

Let's leave the kids behind and get out of town! If you love to experience the arts, and you don't have a lot of time or money, TravelARTSity can take you for a visit to our favorite art cities with one of our sensational three, day two night tours. Find out more!

Presenter(s): Marilyn Polin

Audience: All

Location: St. Petersburg 2

Saturday, 11:30 am-12:30 pm

Art Forum

Art Teachers Left to Their Own iDevices

In this session, the presenter will open the doors into the evolving world of iDevices, such as the iPad, iPod and iPhone, and how such a new and exciting technology can improve the 21st century art teacher's every day world. Amazing apps and very helpful techniques will be shared that both the novice and the experienced user will appreciate. From creating presentations to file sharing and organization to moviemaking and art making, this session is for any art teacher who either has an iDevice or is aspiring to obtain one.

Presenter(s): Jonathan Ogle

Audience: Elementary, Middle, High

Location: St. Petersburg 3

Saturday, 1:00 pm-2:00 pm

Art Forum

IB Art is Going Digital

Most IB schools will be submitting their work digitally in 2013. Hear how the pilot went last year and discuss any issues that arose. Discuss technology needs and procedures to put in place that allow the students to take responsibility for preparing their work. Participate in a brainstorming session to find ways that IB Art teachers can make this transition smoothly.

Presenter(s): Michelle Debello

Audience: High

Location: Harborview

Saturday, 1:00 pm-2:00 pm

Art Forum

Give and Take: Using Slip Techniques on Ceramic Surfaces

The use of slips lends itself to an active surface by holding a line, repeating a pattern and filling in areas with color. Slips are liquid clays that are formulated to apply to a variety of clay stages. This demonstration will focus on the leatherhard stage, which allows for an immediacy of the surface to the form. The techniques of painting, sgraffito, mishima, stenciling and slip trailing will be covered. The clay only needs a clear glaze for full color and richness and can be once fired or applied after a bisque.

Presenter: Cheyenne Chapman Rudolph

Audience: Middle School, High School, College/University

Location: St. Petersburg 1

Saturday, 1:00 pm-2:00 pm

Art Forum

Cut THAT Out!

Inspired by the work of award winning local artist Lucrezia Bieler, get motivated to study the global history of paper cutting. Bieler creates her art pieces with scissors and cutting paper (Scherenschnitte). Learn how the presenter uses traditional and contemporary inspirations of paper cutting in her classroom.

Presenter(s): Debra Barrett-Hayes, Pam Wallheiser, Barbara Davis, Ruthie Platt, Michelle Hartsfield

Audience: High, College/University

Location: St. Petersburg 2

Saturday, 1:00 pm-2:00 pm

Art Forum

Turn Problems into Opportunities

In survival mode, teachers need problem-solving skills and a good sense of humor. This session shares strategies and lessons learned over a long career in teaching art, along with the fun and surprises that ensue.

Presenter(s): Nan Williams

Audience: All

Location: St. Petersburg 3

Saturday, 1:30 pm-4:30 pm

Half-Day Studio Workshop No. 324
Found Art Equals Heart for Art

Several simple painting techniques are used to create unique mixed media collages taking the student from "I can't draw", to "this is fun", to "art critic". In this workshop, participants will experiment with three simple painting techniques and collage using an easy glue method. Following the completion of the mixed media collages, intelligent and respectful criticism will be taught in a whole group discussion as volunteers bring their pieces to the front of the group for description, analysis, interpretation and judgments. This method will demonstrate how it brings students to a fun, but deeper understanding of the four aspects of art criticism guaranteed to support and collaborate the learning process. Handouts and resources that have been successfully implemented with elementary and middle school students will be provided.

Presenter(s): Patricia Yanulis

Audience: Elementary, Middle

Location: Off-site: Gibbs High School

(Continued on page 32)



2012 FAEA CONFERENCE SCHEDULE

Saturday, 1:30 pm-4:30 pm
Half-Day Studio Workshop No. 325
Jewelry/Cloisonné' Enameling

Participants will design and create a cloisonné' enameled pendant. A design using enamel (colored glass) and fine silver wire will be applied and fused to copper by kiln heating. A brief history, enameling tools and techniques including safety will be taught. The finished piece will be ready to wear home.

Presenter(s): Bernie George, Matthew George

Audience: All

Location: Off-site: Gibbs High School

Saturday, 1:30 pm-4:30 pm
Half-Day Studio Workshop No. 326
Marvelous Masks

Participants will make masks from plaster gauze rolls formed with various combinations of plastic molds. Lean how newspaper armatures can be used to add appendages such as horns. Learn to make hair and fur out of the plaster cloth as well. Other additional decorative materials are only limited by your imagination!

Presenter(s): Candace Kievit

Audience: Middle, High

Location: Off-site: Gibbs High School

Saturday, 1:30 pm-4:30 pm
Half-Day Studio Workshop No. 327
The Art of Relaxation

This workshop explores a variety of lessons, procedures, strategies and projects that promote relaxation personally as well as in the classroom. The multi-sensory approach encourages participants to find reflection, peace, and serenity in art practice and process. Participants will learn how the mind can be relaxed and creativity can be nourished.

Presenter(s): Lark Keeler

Audience: All

Location: Off-site: Gibbs High School

Saturday, 1:30 pm-4:30 pm
Half-Day Studio Workshop No. 328
Literatura de Cordel

This workshop will explore a form of traditional folk literature from Brazil. Narrative poems will be illustrated with woodblock prints. Participants will bring a narrative poem or write one that they will illustrate with a block print during the workshop then bind into a book.

Presenter(s): Bruno Moskola, Cindy Jesup

Audience: All

Location: Off-site: Gibbs High School

Saturday, 1:30 pm-4:30 pm
Half-Day Studio Workshop No. 329
Rust Printing

This workshop is an introduction to the rust printing process with basic information about history, method and materials. Demonstration with examples will provide workshop participants an opportunity to produce their own print. Rust prints take 8-20 hours to develop. It will be necessary for participants to return the following day to observe the results of their work.

Presenter(s): Steven Beverage

Audience: High, College/University

Location: Off-site: Gibbs High School

Saturday, 2:15 pm-3:15 pm
Art Forum

Warning: Natural Disasters Spotted in the Classroom - A Co-Taught Thematic Unit Integrating Art, Science and Language Arts

This presentation details the instructional experiences of an art educator and a fifth grade teacher that created and implemented a team-taught interdisciplinary project on the topic of natural disasters. The resulting lessons integrated the subjects of art, science and language arts. Among the key concepts of the unit was the idea that natural disasters are real events that impact lives in very real ways, not as often glamorized in visual culture entertainment media. Concluding discussions address the effectiveness of the unit and offer suggestions to those interested in exploring similar integrated and collaborative approaches to thematic instruction. Participants are provided with a free copy of the journal in which the unit was published.

Presenter(s): Monica Broome, Jeff Broome

Audience: All

Location: Harborview

Saturday, 2:15 pm-3:15 pm
Art Forum

Art Centers for Extended Learning

From art centers for your primary students to learning stations for your intermediate students, find out how you can make every minute in your art class count. Suggestions for a variety of centers and stations will be included.

Presenter(s): Sheryl Depp

Audience: Elementary

Location: St. Petersburg 1

Saturday, 2:15 pm-3:15 pm
Art Forum
Journaling Aesthetics, Criticism and History with a Bonus, Creating a Caring Community!

Learn the secret of creating sketchbook Journals that motivate, inspire and help your students become better listeners, writers and artists!

Presenter(s): Deborah Herbert

Audience: Middle, High, College/University

Location: St. Petersburg 2

Saturday, 2:15 pm-3:15 pm
Art Forum

Blogs, Wikis, Nings and Pings

Are you technologically challenged? Is your computer just a glorified paper-weight? Find out about new tools to enhance your students' learning and to make your teaching more efficient. Attendees will be given a link to resources discussed.

Presenter(s): Debra Pylypiw

Audience: High, College/University

Location: St. Petersburg 3

Saturday, 2:30 pm-4:30pm
Mini Studio Workshop No. 330
WHOO Cares? - Creatively Exploring Florida Owls through Art

Unlock the Audubon enthusiasts in your students by discovering Florida wildlife through a variety of owl-inspired art projects! Participants will create a sewn owl with felt and fabric scraps, learning how to teach doable sewing to elementary students. Participants will also be introduced to 2D and 3D owl projects in many different mediums. Participants will leave with a completed project, a CD with handouts of additional lessons, ideas for fundraising and family art nights, and conservation project ideas. Cross-curricular connections to science are a bonus for FCAT preparation too.

Presenter(s): Tiffany Gower, Joyce Go, Susan Surprise-Kuminski, Amber Ballard, Sandra Olson

Audience: Elementary

Location: Bayboro Room

Saturday, 2:30 pm-4:30pm
Mini Studio Workshop No. 331
Printmaking in the Computer Art Room - Again!

Participants will be using computer generated images and printing on alternative surfaces and process. This project can be used with beginning students as well as advanced placement students.



No need for fancy software or printers. Participants will be using computer generated images with an old printer. Bring three of your favorite computer generated images in JPEG format.

Presenter(s): Andrea Goodson

Audience: High

Location: Demens Room

Saturday, 2:30 pm-4:30pm

Mini Studio Workshop No. 332
Cyanotypes - Using the Sun as Your Darkroom

Using pre-coated cyanotype paper, participants will explore this alternative art form using found objects, stencils and other materials. Basic background information will be provided, along with handouts, pre-coated paper and other resources. Please bring stencils, a sketchbook and/or materials to make a mixed media piece.

Presenter(s): Arlete Romero

Audience: Elementary, Middle, High

Location: HTC#1

Saturday, 2:30 pm-4:30pm

Mini Studio Workshop No. 333
Winter Birches

In this workshop, participants will create a beautiful wintry forest scene. This project covers a number of skills and concepts (cool colors, texture, composition) and can be as simple or as complex as you choose to make it. The results are always fabulous!

Presenter(s): E. Marie Fielding

Audience: Elementary, Middle

Location: HTC#2

Saturday, 2:30 pm-4:30pm

Mini Studio Workshop No. 334
Making Pinhole Photographs

Learn how to make a black and white photograph using a simple camera and turn any room into a darkroom. Bring only your enthusiasm. Guaranteed to make you smile.

Presenter(s): Adriane Pereira, Madelaine Gonzalez

Audience: Elementary, Middle, High, College/University

Location: HTC#3

Saturday, 2:30 pm-4:30pm

Mini Studio Workshop No. 335
Relief Carving on a Budget from Your Home Improvement Store

Carving materials can be expensive and leave little room for mistakes. Costs and mistakes can be minimized tremendously with a little help from your local home

improvement store. Learn how students can create stunning relief carvings for your 3D classes with materials that are easy and affordable to obtain!

Presenter(s): Veronica Sarmiento

Audience: High

Location: HTC#4

Saturday, 2:30 pm-4:30pm

Mini Studio Workshop No. 336
Basic Digital Portraiture

This workshop will cover the basics of using a digital camera, including camera settings, f-stop, focus, flash, digital capture versus film, time of day, lighting, and tripod use. Participants will apply what has been learned in class by shooting portraits and self-portraits. Participants should bring a 6 megapixel (minimum) "point and shoot" or SLR camera with manual mode, at least one gigabyte or more on a memory card, a memory card reader, a tripod (optional) and an off-camera or in-camera flash.

Presenter: Meryl Truett, Savannah College of Art and Design

Audience: All

Location: Pier Room

Saturday, 2:30 pm-4:30pm

Mini Studio Workshop No. 337
Expressive Arts in the Classroom

Mandalas, touch drawing and other methods of expressive arts will be explored with easy, hands-on, fun experimentation. These techniques focus on the "process" rather than the "product". The visual arts are blended with creative writing skills to delve into the artwork and what it means to the artist.

Presenter(s): Judy Lyon

Audience: Elementary, Middle, High

Location: Skyway Room

Saturday, 2:30 pm-4:30pm

Mini Studio Workshop No. 338
Making Art Happen with Adaptive Art Tools

Rather than finding ways for people with disabilities to participate in activities for non-disabled people, Zot Arts for All creates entirely new activities and projects for people with disabilities and invites those without disabilities to join in. Participants will experience working with adaptive tools that allows everyone to choose a color, make a mark and then create a huge amazing work of art. Participants will learn about the VSA Florida network and the lending library of Arts for All Tools.

Presenter(s): Marian Winters, Wendy

Finklea, Melinda Wheatley

Audience: All

Location: Williams Room

Saturday, 3:30 pm-4:30 pm

Art Forum

Get Fired Up! Use your Kiln!

This presentation will cover the basics of electric kiln firings along with sample how-to's for a firing scheduling. The presenter will also cover common myths and fears associated with kilns, ceramics equipment and clay in general.

Presenter(s): Melissa Maxfield-Miranda

Audience: Elementary, Middle, High

Location: Harborview

Saturday, 3:30 pm-4:30 pm

Art Forum

If You Start It, They Will Come and Do

Come and get great art service and fund-raising project ideas that will get your students involved in giving back to the school and community. Presenters will share many projects, big to small, that help your students to not just sit back but actually BE A PART of the school and community. A chance to learn about Soup up the Arts, Chalk Walk, students teaching students, community galleries and much more.

Presenter(s): Steven VanDam, Connie Phillips

Audience: Middle, High, College/University

Location: St. Petersburg 1

Saturday, 3:30 pm-4:30 pm

Art Forum

Maximize Learning through Video Lessons

Tap into the way students like to learn while maximizing your own preparation time: create short, fast-paced video lessons using free software and technology you already have! This session will show you how to turn your lessons into video tutorials that can be shown to an entire class or used for individual instruction. Students can learn at their own pace or use the videos for makeup and reference. Lessons for traditional K-8 studio art as well as digital graphic art will be covered with methods for developing draw-a-longs, hands-on project tutorials and screen capture videos. You won't need special equipment or a high level of technology; programs are user-friendly and output can be to computer, CD, DVD or You Tube.

Presenter(s): Laura Moyano, Nancy Varner

Audience: All

Location: St. Petersburg 2

(Continued on page 34)



Saturday, 3:30 pm-4:30 pm
Art Forum
News from NAEA

What's new at NAEA? Exciting things are happening with the website, strategic plans, platforms and more. Come hear how these changes affect you.

Presenter(s): Debra Pylypiw
Audience: All
Location: St. Petersburg 3

Saturday, 4:30 pm-5:30 pm
Big Giveaway for New Art Teachers

This event is for new teachers who have been teaching 3 years or less. Invitation is required to attend.

Location: St. Petersburg 1

Saturday, 6:30 pm-11:00 pm
Denim and Diamonds Jubilee

Celebrate 60 years of FAEA and another successful conference! Get out your fancy sparklers, laid back duds or design a costume that says it all and join us at the Denim and Diamonds Jubilee. Purchase your ticket during pre-registration or onsite, but be careful tickets will be limited onsite.

Location: Grand Bay Ballroom

SUNDAY, NOVEMBER 11, 2012

Sunday, 8:00 am-10:00 am
Registration Open

Sunday, 9:00 am-11:00 am
FAEA Board of Directors Meeting
Location: Bayboro Room

Sunday, 9:00 am-10:00 am
Art Forum
The Smart Way to Teach Art on a Cart
The best part of teaching art is that the kids are always happy to see the art teacher because ART IS FUN! Trying to do it from a cart is NOT. The best way

to teach art when traveling from room to room is to have organized supplies, a lesson plan, multiple back-up lesson plans, a relaxed attitude and a smile. This presentation will demonstrate practical tips in how to accomplish these goals by an instructor who has taught at five different schools (Pre-K through 12), an exceptional center and a crisis center; all itinerantly on a cart. Participants will learn not only how to survive, but also to thrive when faced with the unique challenges of teaching art from a cart.

Presenter(s): Erin Keller
Audience: Elementary, Middle, High
Location: Harborview

Sunday, 9:00 am-10:00 am
Art Forum
No More Copy/Paste: Helping Students Transform Through Image Manipulation

In this 30 minute presentation, participants will learn how to help students derive inspiration from famous artists and art styles without copying directly. The presenter will introduce two concepts and provide a small packet of free teaching documents to help students with these concepts.

Presenter(s): Ginger Goepper
Audience: High
Location: Pier Room

Sunday, 9:00 am-10:00 am
Art Forum
Art in the Garden

In this session, the presenters will discuss designing and creating a garden with students from the walkway, grant sources, art lessons using buddy teams, and related literature. Art lessons will include tiling, drawing in the garden, recycled art and aeoponic gardening.

Presenter(s): Patricia Velazquez, Shane David
Audience: All
Location: Skyway Room

Sunday, 9:00 am-12:00 pm
Breakfast with Hands-On Clay at The Train Station
Looking for something fun and different to do on Sunday morning? Please join us at The Train Station, home to Highwater Clays, the Morean Arts Center for Clay and St. Petersburg Clay Company, for breakfast and clay. We will provide breakfast treats and coffee, tours of the facility, a free hands-on activity and the retail store will be open for shopping.
Location: Off-site: The Train Station

Sunday, 9:00 am-12:00 pm
Half-Day Studio Workshop No. 400
Beautiful Beaded Bag

Learn to sew a beautiful beaded amulet bag. Ideas will be discussed for adding beads to clothing and other objects as well. The historical background of bags and beading will be covered in the workshop. Ideas from ancient cultures will be covered to adapt to the classroom.

Presenter(s): Joanne Logg, Nadia Earl
Audience: All
Location: Demens Room



Sunday, 9:00 am-12:00 pm
Half-Day Studio Workshop No. 401
Pillow Talk

Do you have a lot of leftover yarn? In this workshop, participants will learn simple stitching and sewing techniques to create a beautiful decorative pillow using yarn, fabric, beads, buttons and sequins. The workshop will cover design composition using the elements and principles of art. This lesson used in your classroom will integrate visual aesthetic design with a utilitarian art piece. The unit develops students' fine motor skills, craftsmanship, attention to detail, patience and a sense of accomplishment. To save time, please bring a simple line drawing (about 6"x 8") of what you would like to stitch as well as any special yarns or buttons you want to include in your pillow. No prior experience is needed. You will love it and so will your students.

Presenter(s): Lourdes Fuller
Audience: Elementary, Middle
Location: Williams Room




FAEA IS PLEASED TO ANNOUNCE THE 2012 CONFERENCE KEYNOTE SPEAKERS: REBECCA SEXTON LARSON AND LAURIE GATLIN



REBECCA SEXTON LARSON

Rebecca Sexton Larson is a Tampa based studio artist working with historic photographic processes. She graduated from the University of South Florida with a degree in Fine Arts and Mass Communications. She was awarded Florida Individual Artist Fellowships in 1998, 2002 and 2008. In 2006, she received an Artist Enhancement Grant from the State of Florida and, in 2005, was commissioned by the City of Tampa to be its Photographer Laureate for a year. During the past 15 years, Sexton Larson has taught, lectured, and exhibited work nationally at various arts institutions and organizations. She recently became the Director of Art and Education at the Art and History Museums of Maitland. Her photo-



graphs are in numerous major collections throughout the country, including: Polaroid, Progressive Corporate Art, Graham Nash (Crosby, Stills, Nash & Young), Holland and Knight Law Firm, Polk Museum of Art and the Tampa Museum of Art. You can learn more about Rebecca Sexton Larson at <http://sextonlarson.com/home.html>.

LAURIE GATLIN

Laurie Gatlin is an Assistant Professor of Art Education at California State University in Long Beach. Currently, she is finishing her doctorate at Indiana University, where her research is on the artmaking process and instructional strategies. Gatlin has extensive experience teaching at the middle school and high school levels as an art teacher. As she worked in the public schools, Gatlin found that she created



her classroom teaching around the use of a sketchbook as a portable studio; a studio that her students could enter at any time. Gatlin's work with sketchbooks as ways of understanding the world has become the core of her investigation into art teaching practice. She also has a particular interest in working with



exceptional students, both gifted/talented and students with disabilities. Gatlin has presented extensively at state and national conferences. As an artist, her paintings and sculptures have been included in group shows at Woodburn & Westcott gallery and other venues in Indianapolis, Indiana. You can learn more about Laurie Gatlin at <https://naea.digication.com/lgatlin/Home/>.

**STOP!! BEFORE YOU FILL OUT THIS FORM - ONLINE REGISTRATION AVAILABLE AT WWW.FAEA.ORG
FASTER AND REDUCED RATES
ONLINE REGISTRATION LASTS THROUGH 11:59 pm, OCTOBER 19, 2012**

60TH ANNUAL FLORIDA ART EDUCATION ASSOCIATION CONFERENCE
November 8-11, 2012 • Hilton St. Petersburg Bayfront, St. Petersburg

Registration Information: Register only one person on this form. Payment in full must accompany this form. This form may be copied. **NO** purchase orders will be accepted without a check attached. Paper pre-registration extends through October 12, 2012 (**FINAL POSTMARK DATE**). After that date, paper registration will be on-site.

Member Information

Name: _____ Member ID: _____

Home Address: _____

City/State: _____ Zip Code: _____

Telephone: () _____ Email: _____

Membership

You must be a current member of FAEA to register for and attend the 2012 FAEA Conference. The FAEA membership year runs from July 1 - June 30 and your membership must be current in order to process your registration. If your membership has expired, please complete the membership form on page 38 and return it with your conference registration form. If you have questions about your membership, please contact the FAEA office at (850) 205-0068.

Conference Registration Fees

	Number		Pre-Registration	Total
Member	1	x	\$145	_____
Undergraduate Student (Full Time Only)	1	x	\$60	_____
Retired FAEA Member	1	x	\$0	_____
Non-teaching spouse of Registered Retired FAEA Member	1	x	\$0	_____
VIP (Principals, School Administrators)	1	x	\$0	_____

	Number of Tickets		Cost per Ticket	
Awards Breakfast	_____	x	\$20	_____
Surreal Ball	_____	x	\$30	_____

	Number of Workshops		Cost per Workshop	
All Day Studio (Pay Only for 1st Choices)	_____	x	\$45	_____
Half Day Studio (Pay Only for 1st Choices)	_____	x	\$30	_____
Mini Studio (Pay Only for 1st Choices)	_____	x	\$5	_____

	Number		Cost	
iPad Raffle Tickets - set of 5	_____	x	\$20	_____

Check enclosed
Make check payable to FAEA

or

Please charge my credit card

Total for Conference

Payment Information

MC Visa AMEX Discover

CC# _____

Expiration Date _____

Cardholder Name (Print) _____

Billing Zip Code _____

Signature _____

Please return completed conference registration forms and payment to: FAEA, 402 Office Plaza, Tallahassee, FL 32301 or Fax: (850) 942-1793
For more information: Phone: (850) 205-0068, Email: lisa@faea.org, or visit www.faea.org



2012 FAEA CONFERENCE PAID WORKSHOP PRE-REGISTRATION FORM

If you are registering for the FAEA Conference by mail, please complete the conference registration form on page 36. If you would like to register for any PAID workshops, which include All Day Studio, Half Day Studio and Mini Studio workshops, then please complete this form as well and include it with your conference registration form. Paid workshops have limited seating, so you must pre-register and pay the fee indicated below to attend. Please indicate in the spaces below the WORKSHOP NUMBER of the paid workshops you would like to attend. Workshops are on a first-come, first-serve basis, so list three choices for each time you would like to take a paid workshop. If your first choice is already filled then you will be registered for your second or third choice depending on availability.

Note: Please pay for first choices only. Do not pay for second and third choices. You can also pre-register for workshops online at www.faea.org.

ALL DAY STUDIO \$45 PER WORKSHOP

Date/Time	Choice 1	Amount
Thursday, 9:00 am-3:00 pm		
Total		

HALF DAY STUDIO \$30 PER WORKSHOP

Date/Time	Choice 1	Choice 2	Choice 3	Amount
Thursday, 12:30 - 3:30 pm				
Friday, 9:00 am - 12:00 pm				
Saturday, 8:30 am - 12:30 pm				
Saturday, 9:00 am - 12:00 pm				
Saturday, 1:30 am - 4:30 pm				
Sunday, 9:00 am - 12:00 pm				
Total				

MINI STUDIO \$5 PER WORKSHOP

Date/Time	Choice 1	Choice 2	Choice 3	Amount
Thursday, 11:00 am - 1:00 pm				
Thursday, 1:30 - 3:30 pm				
Friday, 8:00 - 10:00 am				
Friday, 10:15 am - 12:15 pm				
Friday, 2:15 - 4:15 pm				
Saturday, 9:00 am - 11:00 am				
Saturday, 11:30 am - 1:30 pm				
Saturday, 2:30 - 4:30 pm				
Sunday, 9:00 - 11:00 am				
Total				

WORKSHOP FEES AND REFUNDS

1. All conference refunds must be requested in writing on or before October 24, 2012 to richard@faea.org. Requests received after this date will be reviewed on a case by case basis.
2. Workshop fees/costs are non-refundable unless refunded with conference registration or the workshop is canceled.
3. When paper registration is used, appropriate refunds or invoices will be generated based on workshops available verses workshops paid.
4. Tickets to a workshop that is cancelled may be exchanged or refunded.
5. Workshop tickets are a guarantee of placement. No-show seats will not be resold.
6. During pre-registration, tickets may be exchanged on-line for other workshop tickets, but credit is not accrued and refunds are not given.
7. Open (unsold) workshop tickets will be available at Conference Registration until the scheduled start time of the workshop.
8. Registration workers are not responsible for making or arranging transactions between members. A message board will be provided for members to utilize.

FLORIDA ART EDUCATION ASSOCIATION

MEMBERSHIP APPLICATION

JULY 1, 2012 - JUNE 30, 2013

- New Membership Renewal Membership NBCT

(Please print or type)

Name _____

Home Address _____

Home City _____ State _____ Zip _____

Home Telephone _____

Home Email _____

Work Name _____

Work Address _____

Work City _____ State _____ Zip _____

Work Telephone _____ Fax _____

Work Email _____

County _____ Position _____

Please check the ONE most appropriate division:

- Elementary
 Middle School
 High School
 Museum Education
 Administrator/Supervisor
 Higher Education
 Retired

Mail materials to Home Work

Email materials to Home Work

Please check only ONE membership choice:

FAEA Active \$45 _____

FAEA Introductory \$35 _____

**First time members only - never, ever been a member

FAEA Retired \$20 _____

Undergrad Student* \$20 _____

*Enclose photocopy of Student ID

Associate Membership (non-voting)

Individual \$45 _____

Organization \$150 _____

TOTAL \$ _____

Please complete your credit card information below:

MC Visa AMEX Discover Expiration Date _____

CC# _____ Billing Zip Code _____

Cardholder Name (PRINT) _____

Signature _____

Or Enclose a check payable to : Florida Art Education Association

Mail or Fax completed form and payment to:

Florida Art Education Association • 402 Office Plaza • Tallahassee, Florida 32301-2757

Fax: (850) 942-1793



Denim
&
Diamonds

60th Anniversary

Jubilee

Saturday, November 10, 2012

6:30 pm-11:00 pm

60 Years

60 Years

60 Years
60 Years

60 Years

60 Years

60 Years

60 Years

60 Years

60 Years

60 Years

60 Years