

fall 2010

# fresh paint

**2010 FAEA  
CONFERENCE  
PREVIEW**

**EVERYTHING  
OLD IS NEW  
AGAIN**



FLORIDA ART EDUCATION ASSOCIATION

# PROOF

THE EXTRAORDINARY VALUE  
OF ART AND DESIGN

The visual arts have a huge impact on the global economy.  
Your role as a teacher is essential. We can prove it.  
To learn more, visit:

[proof.ringling.edu](http://proof.ringling.edu)

On this website, you will find statistics about Americans employed in the visual arts (1.5 million and counting!), projected increases in jobs for artists and designers, hundreds of job titles for artists and designers, world-class corporations that employ artists and designers, salary information, and so much more!

PATRICK  
HASKREW  
'09

INTERN  
AT APPLE

"RINGLING OPENS  
THE DOOR TO ENDLESS  
OPPORTUNITIES."



Ringling College  
of Art + Design

[www.ringling.edu](http://www.ringling.edu)

© 2009 Ringling College Design Center  
Illustration: Bryce Wymer '05  
Design: Brad McNally '09, Cody Maple





# CONTENTS

FALL 2010

Volume 34 • Issue 3

13 Conference  
FAQ's

29 Conference  
Registration Forms

14 Conference  
Schedule

32 Conference News  
and Notes

## inside faea

DIVISION UPDATES .....	5
RETIREES GROUP .....	9
DISTRICTS ASSEMBLY .....	10

## departments

OUR PRESIDENT .....	4
FAEA MEMBERSHIP FORM .....	31
FLORIDA NEWS & NOTES.....	33
NATIONAL NEWS & NOTES.....	34

ABOUT THE COVER IMAGE: Taylor Thornton, "Mountain of Color", Safety Harbor Middle School, Pinellas County



Lisa Kammel Raguso, Editor  
lisa@faea.org

Debbie Dewell, Creative Director  
debbie@greatmindsinc.com

David Dewell,  
Production Assistant  
david@greatmindsinc.com

### PRINTING

Rapid Press, Tallahassee

A Quarterly Publication of the  
FLORIDA ART EDUCATION  
ASSOCIATION

Fresh Paint is a quarterly publication of the Florida Art Education Association, Inc. The purpose of this publication is to provide membership information. It is published and mailed to the membership in the spring (March), summer (May), fall (August), and winter (December), by the Florida Art Education Association, 402 Office Plaza Drive, Tallahassee, Florida 32301-2757. Periodical postage paid, Tallahassee, Florida (USPS 023179). POSTMASTER: Send address changes to FRESH PAINT, 402 Office Plaza Drive, Tallahassee, Florida 32301-2757

### ADVERTISERS' ACKNOWLEDGMENT

Fresh Paint is made possible, in part, by the participation of the following businesses whose advertisements appear in this issue. They make it possible to provide our membership with a high quality publication and we gratefully acknowledge their support of our mission. We hope that you will take special notice of these advertisements and consider the products and services that are offered. It is another important way you can support your professional association and the enhancement of

Florida art education. The publisher does not endorse any particular company, product or service. The Florida Art Education Association (FAEA) is not responsible for the content of any advertisement and reserves the right to accept or refuse any advertisement submitted for publication.

Information for advertisers can be located on page 34 of this issue, and at [www.faea.org](http://www.faea.org).



Jack Matthews, President  
District Specialist/Visual Arts K-12  
Duval County Public Schools

**FLORIDA ART EDUCATION  
ASSOCIATION  
BOARD OF DIRECTORS  
2010-2011**

**EXECUTIVE COMMITTEE**

Jack Matthews, President  
matthewsj@duvalschools.org  
Mabel Morales, President-Elect  
mmorales14@dadeschools.net  
Patricia Lamb, Past President  
patricia.lamb@polk-fl.net  
Connie Phillips, Secretary  
phillipsc@citrus.k12.fl.us

**DIVISION DIRECTORS**

Jennifer Snead, Elementary  
sneadj@duvalschools.org  
Brenda Dalton, Middle  
bdaltonart@aol.com  
Jacqueline Henson-Dacey, High  
jhensondacey@yahoo.com  
Marla Armstrong, Supervision/Administration  
marla.armstrong@browardschools.com  
Jennifer Betz, Higher Education  
jbetz@mail.ucf.edu  
Krystal Lockhart, Museum  
klockhart@polkmuseumofart.org

**APPOINTED POSITIONS**

Judith Evans, Districts Assembly  
evansj1@duvalschools.org  
Glenda Lubiner, Districts Assembly  
glendalubiner@bellsouth.net  
Gerie Leigh, Retired Representative  
ghidi4@aol.com  
J. Marshall Adams, Member-at-Large  
jmadams@verobeachmuseum.org  
Peggy Nolan, Member-at-Large  
nolan.peggy@brevardschools.org  
Carol Norman, Conference Chair  
normanc@ocps.net

**LIAISON POSITIONS**

Linda Lovins, DOE Liaison  
linda.lovins@fldoe.org

**SUPPORT POSITIONS**

James Perry, Board Consultant  
james@faea.org  
Lisa Kammel Raguso, Program Director  
lisa@faea.org  
Annie Byrd, Membership Director  
annie@faea.org

## ORLANDO? AGAIN???

Yes, I have heard that from quite a few people over the last several months. I understand that, as art educators, we like to experience new venues and, although The Florida Hotel has had many perks (especially the mall), it has gotten old. I am going to speak quite honestly to you and hopefully, will answer some of the questions you may have thought of or shared with fellow FAEA members or our Board.

It has always been great going to various cities throughout Florida during conference time. Over the last few years, the FAEA Board has concentrated on Central Florida. Reason being, tighter budgets for school districts and the simple cost of living has tightened everyone's belt. Having the conference in the middle of the state has made it much easier for everyone north or south of the area to drive to the conference within a few hours.

Our other issue has been accommodations. Our conference has grown enormously over the years. I was looking at a conference "catalog" from the late 1970's. Folks, we have gone from having a handful of workshops to well over 100! Our vendors' gallery, thanks to people like Pearl Krepps, has also become huge and I must tell you there are few if any other state conferences that have as many vendors as the Florida conference. Due to our need for more breakout rooms, nightly hotel rooms for attendees, space for the General Sessions,

and a very large space for vendors, we have fewer hotels to choose from. As we feel the economy and issues within our districts get better, FAEA will again look at other areas around the state to hold the conference.

Now, I am sure you will be hearing about all the reasons why you should come to the conference. I am going to turn that around just a little and tell you what you will be missing if you DON'T come to conference.

You will miss out on hearing from distinguished guest speakers and presenters. You will miss out on some of the finest and strongest workshops that enable us to better our own game plan. You will miss out on the ability to discuss and share with fellow art teachers from around the state, learning from them and they from you. You will miss out on one of the greatest professional development opportunities the state has to offer art educators.

I have always known art teachers to be the most inventive, most creative people on the face of the earth. Art teachers are able to turn trash into treasures and stretch a dollar farther than anyone else. Now I KNOW you can get creative as to how you will get to conference and how to save a buck on accommodations. I challenge you to put those creative juices to work and tell me about it...  
**WHEN I SEE YOU IN ORLANDO THIS OCTOBER!**

---

*The mission of the Florida Art Education Association is to promote art education in Florida through professional development, service, advancement of knowledge, and leadership.*

*The vision of the Florida Art Education Association, hereinafter designated as FAEA or as the Association, is to provide Florida visual art teachers with the knowledge, skills, and support that will ensure the highest quality instruction possible to all students in Florida.*



## ELEMENTARY SCHOOL DIVISION

Welcome back, everyone. I hope your summer break left you RElaxed, REfreshed, REvived, REnewed and all those other "REs" that make you feel ready and energized for a new year with creative minds, waiting to be unfolded and unleashed. This job we have is really an amazing one, as we get to open up the minds of children and watch them soar. Isn't it a thrill when that child, who is not your best artist, or your best student, or even your most intrigued student, GETS IT? ENJOYS IT? ACTUALLY LIKES AND IS PROUD OF WHAT THEY ACCOMPLISHED? That makes the whole job worthwhile to me. Not to mention the fact that a child may have been turned around and saved because they have felt success and are more motivated and more intrigued with the world of art. Just doesn't get any better.

So what can help get you motivated??? The 2010 FAEA CONFERENCE for starters!!! Begin now working toward attending. This is YOUR opportunity to be immersed into a powerful atmosphere of art enriching infusion that will fill you with new possibilities, ideas and determination to take into your classroom and out into your community. Not only do you get this from work-

shops and special presentations, but you get it from rubbing elbows with art teachers from all over the state. Collectively, we have an immeasurable amount of understanding, experience and knowledge. This is where you can pull on that gift and make some new friends in the process.

### HOW DO YOU GET THERE?

- Start putting some money aside for registration, room and food.
- Solicit your PTA or school to help pay for part or all of your costs (maybe volunteer a presentation of all you learned in exchange for sending you).
- Write a grant to help fund the trip.
- Carpool if you can to save on gas.
- Find 3 people to room with so you only have the cost of one night's stay.
- Take food with you that you could snack on during the day (most rooms have a refrigerator and possibly a microwave). This would cut down on food costs.
- Sign up for the free and \$5.00 workshops, because they are FULL of great information!
- If you can, sign up for one paid workshop for a deeper experience with a technique,

process or media that you are not as familiar with that you would like to learn more about.

- If you can't come for the whole time, pick two days and one night and glean everything you can.
- Trust me, the price you pay to get there is minimal to what you will bring back with you. YES! IT IS WORTH IT!

Hopefully, I will see all of you in October in Orlando. Don't forget to attend the Elementary Division Meeting scheduled for Saturday during the conference.

Lastly, don't forget to hook up on Facebook at the FAEA Elementary Division for discussions about different topics and more immediate information on what is happening around the state in our division. Sometimes, I post questions for discussion to see what you think. I have some brewing that I would REALLY like your input on. Please take a moment and join our page and keep in touch with teachers all around Florida.

And don't ever hesitate to e-mail me at [sneadj@duvalschools.org](mailto:sneadj@duvalschools.org) with any questions, concerns, reports or just to say "HI".

Brenda Dalton, Division Director  
Lecanto Middle School, Citrus County



## MIDDLE SCHOOL DIVISION

Below is a quick summary of information for the 2010 FAEA Conference to be held October 14-16 at the Florida Hotel and Conference Center at the Florida Mall, 1500 Sand Lake Road, Orlando, FL.

The conference will begin on Thursday, October 14 at 1:00 pm. There will be a general session on Friday, October 15 followed by a welcome reception and viewing of the K-12 Visual Art Digital Exhibition. On Saturday, October 16, the conference will conclude with a general session followed by a reception for the Member Digital Art Exhibition.

Please visit the web site at [www.faea.org](http://www.faea.org) for easy registration at the best conference prices. Online registration begins Au-

gust 1<sup>st</sup>. Don't forget, you must renew your membership before registering for the conference. The 2010-2011 membership year runs from July 1 - June 30.

Please note that in order to alleviate some of the overcrowding at some of the hands-on sessions we now have a small fee of \$5.00 for mini studio workshops and ask that you pre-register for them. But we have also reduced the registration fees. 2010 Conference fees are:

- Conference Registration for Members: \$115 (pre-online) \$130 (pre-paper) \$145 (onsite)
- Conference Registration for Undergrads: \$30 (pre-online) \$45 (pre-paper) \$60 (onsite)

- Conference registration includes admission to all general sessions, art forum sessions, receptions and the commercial exhibit hall.

You will need to register and pay a fee to attend the following workshops:

- All Day Studio Workshop (6 hours): \$30 (pre-online) \$45 (pre-paper) \$60 (onsite)
- Half Day Studio Workshop (3 hours): \$15 (pre-online) \$30 (pre-paper) \$45 (onsite)

(Continued on page 6)



## HIGH SCHOOL DIVISION

Welcome back to another academic year filled with new challenges, surprises and rewards! After you settle in and organize your syllabi, I would like you to take a close look at attending this year's annual FAEA Conference. October is right around the corner and workshops for the secondary division prove to be exciting and contemporary. Please join us this October as we say our 'good-byes' to the Florida Hotel and Conference Center. Speaking of the conference, I would like to have a high school discussion panel at our division meeting. I know it is hard to ask students to give up their time and travel to Orlando, but volunteering for our state arts organization can be a very rewarding experience for our young adolescents and they can count the hours toward their Florida Bright Futures volunteer hours. It's a win-win in my opinion. However, I have heard from several of you in regards to the high school panel and understand the expense of asking your students to travel. I am calling on any high schools in Orlando or Lakeland who might be interested in helping me form this discussion panel. Students will just be asked a few questions about how they approach art making, what resources they use and what motivates them. I will supply

### Middle School Division

—continued from page 5

- Mini Studio Workshop (2 hours): \$5 (online, paper and onsite)
- Art Forum (60 minutes): These presentations are free and do not require pre-registration.

Please visit [www.faea.org](http://www.faea.org) for up-to-date conference information.

#### HOW TO SAVE MONEY ON CONFERENCE

- Invite friends to join you and split the cost of the room. Make it a party!
- Pack your own beverages and snacks.
- Share the ride over and split the gas.

Please don't miss this once a year opportunity to explore, reconnect, become art savvy and learn new ways to refresh your curriculum.

questions before hand to all students who participate, certificates will also be given. I would like our division meeting to be valuable in terms of pedagogy and methodology. This is the how's and why's of teaching. Please e-mail me if you can help with the panel discussion.

In our last digital edition of *Fresh Paint*, I proposed three more essential questions for art education. I received a few responses that I would like to share with our entire secondary division. These responses come from Connie Phillips:

#### 1) WHAT PROFESSIONAL DEVELOPMENT ACTIVITIES HAVE YOU PLANNED FOR THE SUMMER?

To attend the Art Teacher's weeklong workshop at the New Hampshire Institute of Art



Tibetan Sand Painting

#### 2) WHAT ARE THE BEST LESSONS/ ASSIGNMENTS YOU GIVE AT THE BEGINNING OF THE SCHOOL YEAR?

"Make Bad Art"

#### 3) HOW DO YOU INVOLVE THE STUDENTS IN COMMUNITY ARTS EVENTS?

The NAHS does a lot of face painting at local festivals and events.

I really enjoyed the "Make Bad Art" responses and started thinking about how to approach that project. Who determines what is bad? And why? These are great questions to propose to our adolescent learners and keeps them engaged in aesthetics, critical thinking and global trends in art education. Thanks Connie for helping out!

I always enjoy reading your responses. Another great response came from Debi Barrett-Hayes. Her responses were:

#### 1) WHAT PROFESSIONAL DEVELOPMENT ACTIVITIES HAVE YOU PLANNED FOR THE SUMMER?

I am writing a big grant for our new Pre AP middle school class. Rewriting the syllabus for classes. Working on a K-12 Neo Retro Jungle exhibition for the school gallery that will be in blacklight and presented at FAEA and hopefully NAEA. Getting corporate sponsors for the workshops. Working on my Blackboard website for school. I will be taking a small group of students and a parent to Costa Rica for 9 days. We will do tourist things and we will make art in our sketchbooks. I will teach a gifted and talented art class in the summer for interested parents K-5. I will also work with Juvenile Justice for teens that have been involved with the Justice System.

#### 2) WHAT ARE THE BEST LESSONS/ ASSIGNMENTS YOU GIVE AT THE BEGINNING OF THE SCHOOL YEAR?

I like to show off last years work in the first few days. I can show AP portfolio powerpoints students make for me after AP is done and I can go onto our Artsonia web museum and show artworks. I like to begin with non-objective works to loosen and free the students up from fear. We also use a stick to elongate our drawing utensil away from our bodies for looser control and we use our opposite hand. Blind contour drawing in black garbage bags is a good ice-breaker, as well as designing a personal logo for portfolios, notebooks and sketchbooks.

#### 3) HOW DO YOU INVOLVE THE STUDENTS IN COMMUNITY ARTS EVENTS?

I have a long list of community service art projects and the students must participate in one each 9 weeks. Some of them include but are not limited to: The Memory Project (Creating portraits for orphans <http://memoryproject.org>); The Empty Bowl Project for Second Harvest Food Bank; Artopia for Big Bend CARE (helping patients with AIDS); The



Skeleton Tractor



Mimbres Pottery



Sandy Skoglund, Fox Installation

Fur Ball (creating dog and cat works for auction to benefit the animal shelter); Take a SEAT for Art! artist created chairs for auction to benefit an art scholarship; Holiday Bazaar and Craft Fair to benefit the Art Department; and art works for the pediatric ward at the hospital.

Thanks Debi for some great inspirational responses. I really enjoyed learning about your service learning projects. The visual arts certainly shine in the state of Florida and I am proud to represent the high school division. Please join me at the conference to applaud our division and session presenters as they pave the way for new realities and potentialities in the visual arts. Sharing ideas, projects, research, partnerships and recognizing our members for their stellar accomplishments are what make the FAEA annual conference so rewarding. If you have never joined us, or if it has been a few years since you attended, please consider making

this your come back year and celebrate the visual arts with us in Orlando. Please make sure you stop by the High School Division meeting at the conference to discuss current trends in art education.

My next set of 'Essential Questions' will appear in your mailboxes in early September. I look forward to reading your responses and building a community that shares ideas collaboratively. Let me finish with some photographs from my trip to the Denver Art Museum. I believe each image is a metaphor to help us start the new-year. The Mimbres Pottery is a piece of Native American art. It is characteristic of pots found associated with a burial. We are burying last year and

opening the door for new beginnings. The Tibetan Sand Painting is a mandala or cosmogram, the floor plan of a sacred mansion. We are charting our next mission through a reawakening of our subconscious. The Skeleton Tractor is a reminder that we plow our way through muck at times and have many spirits that join us in the planting for a new generation of thought and creativity. Last, but not least, is Sandy Skoglund's, *Fox Games*. Here she combines a full range of disciplines: theater to set the stage and cast of characters, sculpture to define the space, paint to create color and photography to fuse the elements together. Art educators bring the visual arts to life through combining various elements and imagery to create a fantastic visual art reality.

I look forward to seeing you at the conference and reading your 'Essential Questions' responses. Have a great start to the new school year!

Marla Armstrong, Division Director  
Broward County Public Schools



## SUPERVISION / ADMINISTRATION DIVISION

Summer always goes by quickly, especially when we are having fun! I sincerely hope that everyone was able to squeeze in a little time for relaxation, travel and creative pursuits. I know most art administrators were diligently planning for the 2010 – 2011 school year. Many of us were developing strategies to continue quality programming amidst financial challenges.

This summer our colleagues devoted many hours to developing the (hopefully) soon to be adopted Next Generation Sunshine State Standards, Arts. The very rich and meaningful standards will bring clarity to the work we are doing to bring teaching and learning in art forward. The Next Generation Sunshine State Standards, Arts (NGSSS, Arts) will be quite different from our previous standards. We were fortunate to have a diverse team of dedicated art educators, administrators and like-minded community members developing the standards that will drive quality arts education into the 21<sup>st</sup> Century. Those involved in the process will most likely tell you that it was quite an adventure working electronically and closely with colleagues throughout the state. Kudos to the Office of Humanities at the Florida Department of Education for their vision and oversight!

As we were meeting electronically to develop the NGSSS, Art standards, we were able to accomplish a great deal through web meetings without leaving the work place. In these tough economic times when budgets are reduced, we might also want to consider having additional Art Supervisor/Administrator Meetings electronically to talk with each other about current issues and trends that impact our programs. Of course, we will continue to meet at conference and whenever financially feasible. As we move into the 2010 – 2011 school year, I will email you additional information to join us online!

The FAEA Conference this year promises to be an amazing opportunity for professional growth, collegial sharing and

networking. The Art Supervision/Administration Meeting will be held during the conference on Friday (rather than the Wednesday prior to the conference). We are also organizing a forum for prospective art educators to speak with art administrators after the meeting. Hopefully, we can help candidates recognize the best way to approach employment and the start of promising careers in art education. Some administrators may even have openings in their respective districts. Mark your calendars to meet at conference on Friday, October 15<sup>th</sup>!

The beginning of the school year is always exciting, busy and maybe a little crazy. Undoubtedly, this year will be no different. Our affiliation with the Florida Art Education Association is essential to knowing what is happening in the State of Florida and working collaboratively to protect quality art education. As we delve into the school year, check the FAEA website on a regular basis. We definitely need to stay connected and work together as we move art education forward.

Looking forward to seeing you at the 2010 FAEA Conference in October!

# REGISTER TODAY

## 2010 FAEA Conference

### October 14-16 Orlando, FL

[www.faea.org](http://www.faea.org)

## HIGHER EDUCATION DIVISION

### THE INFLUENCE OF ROLE MODELS IN ART

Think back to your days in college art classes. Do you remember your behavior being influenced by the attitude, beliefs or habits of your instructors? I remember rapid changes in what type of art I liked, what kinds of things I discussed in class critiques and my art outputs under the influence of my teachers. Not to say that I completely copied their habits, but I did learn a great deal of information in small periods of time. I learned even more in later years as I reflected on the new perspectives I gleaned during instruction.

The upcoming fall FAEA Conference has the ability to be a spark for change in the lives of the attendees in much the same way as when we were in school ourselves. One cannot be exposed to new information, alternative perspectives or the possibility of advocacy unless you physically experience continuing development opportunities like the ones offered at conference.

In both Higher Education and all other realms of learning, role models have the potential to influence how those surrounding us will behave. Knowing this I urge all teachers at the college level to come to the 2010 FAEA Conference in October and bring their future art teachers with them. Similarly, if you are a classroom teacher, consider talking about FAEA to your peers, administration and students so that they know we not only exist but have the future of art instruction in public schools as one of our main missions. If you, the reader, do not come, how will the evolution of your teaching continue? Consider being a role model that supports and takes part in state level recognition and edification of visual arts so that the potential for advocacy grows and flourishes among those we influence.



Jennifer Betz,  
Division Director  
University of  
Central Florida,  
Orlando





## MUSEUM DIVISION

Wow! It's already July and that means the summer break is coming to an end way too soon. For many of us the summer is a time to take time to relax and become refreshed for the upcoming school year. When you get to the part of your summer when you begin to plan be sure to mark these dates on your calendar: October 14-16, FAEA Conference in Orlando. Great things always happen at the conference. Use this time to get away from the daily grind of work and explore what is happening in art education. It's a time to gather with colleagues, meet new friends, network, see the latest art products and listen to presenters share projects through demonstrations and workshops. There's something for everyone.

Take time to plan your conference experience. Leave time to have a meal with colleagues you haven't seen in a while. If multiple workshops are going on at the same time, work out a plan to share information with friends. Remember, this year a new format is being used for presenters. Be sure to let the Board know what works well and

what doesn't work. We need your feedback to make each year better than the last. This year's presentations will be in one of the following formats:

- Art Forum – 60 minute demonstration or presentation (no charge for participants)
- Mini Studio Workshop – 120 minute hands-on activity, presenter provides all materials/handouts (fee for participants)
- Half Day Studio Workshop – 3 hour hands-on activity, presenter provides all materials/handouts (fee for participants)
- All Day Studio Workshop – 6 hour hands-on activity, presenter provides all materials/handouts (fee for participants)

Don't forget to attend the meetings scheduled for each Division. This gives each Division time to meet in one location and discuss issues pertinent to that group. Come with suggestions for your division director regarding:

- Keynote speakers for future conferences

- Locations for future conferences
- Workshops or subjects for presentations
- Issues affecting your school or museum
- Positive or negative feedback about the conference

### SUGGESTIONS TO IMPROVE THE CONFERENCE

For most of us, budgeting for the conference is always an issue. Begin to plan for this early. Check into carpooling or sharing a room with a friend. Discuss conference costs as soon as you can with administrators. Find out if it is acceptable if you have a sponsor to cover your costs. You may be able to agree to present about your conference experience. We are all artists, think outside the box!

I hope to see you all at the conference. If you have any suggestions for the Museum Division meeting, please let me know. You can e-mail me at [lockhartk@mac.com](mailto:lockhartk@mac.com).

## RETIRES GROUP

Retirees start thinking about October. The FAEA Conference is around the corner so please let's all plan on coming. Again, the forum for beginning teachers is in the schedule and fresh ideas are needed to share with the new art teachers. Our years of experience in attending conferences are really helpful to the newcomer. Please plan on participating.

The Big Giveaway will be held on Saturday afternoon. Please start collecting items to recycle and share. Partially used supplies were swooped up and collections of articles on process and history were bagged and taken back to classrooms. Still life items went fast. Art teachers make the best "green" people. Last year, not a scrap was left. All the stuff was greatly appreciated.

Several retirees are giving workshops and sharing their knowledge. Thank you.

We can all help with the conference by volunteering to assist the FAEA staff, others who are giving instruction and with vendors. You are needed.

This is the last year that the conference will be held at the Florida Mall and we can make the best of it. All those Orlando places that we intended to visit are still there and probably less expensive than the last time we were in Orlando.

Art education...all education, seems to be on hold until the magic budget numbers appear. With reduction in class size now required by law in non-elective classrooms, art teachers may experience larger classes and more funding cuts.

One group of teachers was told that the elective teacher class size would be determined by the fire capacity of the classroom! Most of us retirees were overwhelmed when

our class size reached thirty. That may be a small class next year. My inclination, and I am sure yours is as well, is to jump up, write, call and protest.

However, if there is no funding and the "regular" class sizes are set by law, an option for schools may be to cut programs that require smaller classes, like ours. The dilemma is that the type and quality of instruction as we now know it may have to change or we lose positions in the schools.

The solution is in recharging the economy and, this will be slow in coming. Art education has weathered many storms, and this will be no exception because of our inherent creativity.

Well, we will be in a mall at conference so we can all do our share by spending. We are not done yet.

Gerie Leigh, Member-at-Large  
Retired Art Teacher, Jacksonville





## division updates

## DISTRICTS ASSEMBLY

Welcome back! I'm sure by now everyone is back in the swing of things and great art is being made all over the state. It's a great time to start planning your annual trip to the 2010 FAEA Conference, October 14-16, in Orlando. Even if you are not able to come for the entire conference, it would be great to see you for even a day or two so that you can experience another fun and informative conference.

As Henry Moore, the great British sculptor once said, "There's no retirement for an artist, it's your way of living so there's no end to it." So get your bags packed and head to conference on October 14. This is a great time to meet new friends, get some new ideas and lessons that you will be able to implement in your classroom right away.

Take this opportunity to have a voice in the direction of art education, and to act on issues affecting our work.

I would love to have all the representatives from the local districts and associations attend the Districts Assembly meeting on Friday, October 15 from 2:00 – 4:00 pm. Please come and tell us what your district art teachers are doing and hear what other districts are doing in their individual art programs and to advocate for the arts. I am looking forward to meeting each and every one of you!

Remember, FAEA is working to support your programs. If you have any questions, please don't hesitate to contact me at [glendalubiner@browardschools.com](mailto:glendalubiner@browardschools.com).




## CALLING ALL LOCAL ART EDUCATORS ASSOCIATIONS

## FAEA NEEDS YOU!

- Send a representative to the Districts Assembly meeting
- Sign up for a table in the exhibit hall
- Sign up for a table at the Artist Bazaar
- Encourage your local members to come to the 2010 FAEA Conference

## Crystal Productions Back-to-School Catalog



- ▲ DVDs
- ▲ Posters
- ▲ Display Cards
- ▲ Stamps
- ▲ Books
- ▲ Timelines
- ▲ Color Wheels
- ▲ Games
- ▲ Postcards

Call 1-800-255-8629 for a free color catalog  
[www.crystalproductions.com](http://www.crystalproductions.com)



# DON'T MISS THE 2010 FAEA CONFERENCE

## Everything Old is New Again AND HERE IS WHY:



Lots of fabulous sessions and workshops to choose from.



Marvelous and diversely talented keynote speakers: Ron Yrabedra and Jacqueline Roch.

Three days of networking and best practice sharing with your fellow art educators from around the state.

Time to focus on yourself and your own creative needs.



Convenient Central Florida location.

This is your last chance to attend an FAEA Conference that is held right inside a shopping mall!



Great selection of commercial vendors in the exhibit hall.



**58<sup>TH</sup> ANNUAL FAEA CONFERENCE  
OCTOBER 14-16, 2010**

**THE FLORIDA HOTEL AND CONFERENCE CENTER  
ORLANDO, FLORIDA  
HOTEL CONFERENCE RATE: \$145/NIGHT  
FOR RESERVATIONS CALL: (407) 859-1500**


**VISIT [WWW.FAEA.ORG](http://WWW.FAEA.ORG) TO REGISTER ONLINE**



www. **axner**.com helps fill in the blank.

# You need a new\_\_\_\_\_!

**FAEA**  
conference  
registration



teacher

"A Potter's Workbook"  
~~\$23.89~~ **Save 10%**  
**= \$21.50**



and  
"A Day in the Life  
of Clary Illian"  
~~\$27.95~~  
**Save 10% = \$25.50**

**Sign up  
pre conference  
at [newsltr@Axner.com](mailto:newsltr@Axner.com) for  
these 10% savings\*...**

\*10 % off already low Axner prices and  
store wide on everything but ship direct equipment.  
Not to be combined with other manufacturer or  
other Axner promotions.

**...OR present your FAEA  
2010 paid registration  
by Dec.25th 2010.**

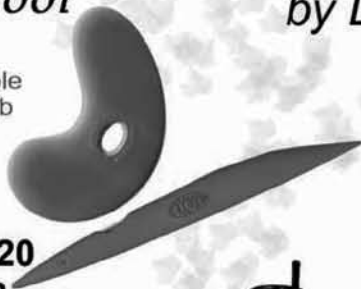
Stainless top Axner Pro  
M600 ~~\$659.00~~

wheel **Save 10% = \$593.00**  
or M700 ~~\$755.00~~  
**Save 10% = \$679.50**



tool

Sherrill Flexible  
Small Bowl Rib  
or  
Mud Shark  
~~\$8.00~~ each



**Save  
10% = \$7.20  
each**

lesson plan



Pick one  
~~\$20.69~~

**Save 10% = \$17.99  
or LESS**

slab roller

Rolling Thunder  
~~\$650.00~~

**Save 10% = \$585.00**



www. **axner**.com  
**pottery supply**  
a trademark of Laguna Clay Company



# ANSWERS TO YOUR CONFERENCE QUESTIONS



## **DO I SIGN UP IN ADVANCE TO ATTEND THE FREE WORKSHOPS?**

No, the free workshops are on a first come, first serve basis.

## **IS THE CONFERENCE SCHEDULE IN FAEA'S FALL FRESH PAINT THE FINAL SCHEDULE?**

No, the conference schedule in the fall *Fresh Paint* is still subject to change. Conference schedule updates will be posted online at [www.faea.org](http://www.faea.org). The conference schedule you receive when you check-in at the conference is your "final" schedule.

## **IS THERE A CERTAIN HOTEL I SHOULD STAY AT IF I AM ATTENDING THE FAEA CONFERENCE?**

You can reserve a room at the conference site, The Florida Hotel and Conference Center, for the FAEA Conference rate of \$145/night. There are also other hotels in the area.

## **IF I HAVE QUESTIONS ABOUT THE FAEA CONFERENCE OR MY MEMBERSHIP WHO SHOULD I CALL?**

You can call the FAEA Office at (850) 205-0068 and someone will be happy to help you.

## **DO I HAVE TO BE A MEMBER OF FAEA TO ATTEND THE FAEA CONFERENCE?**

Yes, you have to be a current member of FAEA to attend the conference. The membership year runs from July 1-June 30.

## **DO I HAVE TO REGISTER TO ATTEND THE FAEA CONFERENCE?**

Yes, you must register to attend the FAEA Conference. You can pre-register online or fax or mail your paper registration. You can also register on-site. Pre-registration begins on August 1<sup>st</sup> and ends September 17<sup>th</sup> (postmarked) for paper registration and September 20<sup>th</sup> (at 11:59 pm) for online registration.

## **WHAT IS THE REGISTRATION FEE TO ATTEND THE FAEA CONFERENCE?**

Online pre-registration is \$115, paper pre-registration by fax or mail is \$130, and on-site registration is \$145. Fees are reduced for undergraduate members and there is no fee for retired FAEA members.

## **ARE THERE ANY ADDITIONAL FEES TO ATTEND WORKSHOPS OR SPECIAL EVENTS AT THE CONFERENCE?**

Yes, there is an additional fee and pre-registration required to attend any All Day Studio, Half Day Studio and Mini Studio Workshops which are considered "paid" workshops.

## **THEN WHAT WORKSHOPS AND EVENTS ARE INCLUDED IN MY REGISTRATION FEE?**

All Art Forum sessions are included in your registration fee and are considered free workshops. All general sessions, receptions and access to the commercial exhibit hall are also included in your registration fee.





## conference schedule

The 2010 FAEA Conference is scheduled for October 14-16 at The Florida Hotel and Conference Center in Orlando, Florida. The conference begins at 1:00 pm on Thursday, October 14<sup>th</sup> and ends at 8:00 pm on Saturday, October 16<sup>th</sup>. Please note that the schedule below is subject to change. Any schedule changes will be posted online and you will receive the final schedule at the conference.

If the workshop listed below has a "\$ No." then it is a paid workshop that requires pre-registration and a small fee to attend. You can pre-register to attend the overall conference and any paid workshops listed online at [www.faea.org](http://www.faea.org) OR you can register by mail or by fax with the forms on page 29.

The following workshop types are being offered this year:

**All Day Studio** - 6 hour in depth hands-on workshop; pre-registration and fee required to attend

**Half Day Studio** - 3 hour hands-on workshop; pre-registration and fee required to attend

**Mini Studio** - 2 hour hands-on workshop; pre-registration and fee required to attend

**Art Forum** - 1 hour presentation or demonstration; free to attend with conference registration

Please note that you must be a current FAEA member to attend the conference. The FAEA membership year now runs from July 1 to June 30. If your membership has expired, you can renew your membership with your registration. For questions, please contact the FAEA office at (850) 205-0068 or visit [www.faea.org](http://www.faea.org).

### THURSDAY, OCTOBER 14

Thursday - 9:00-11:30 am  
FAEA Board of Directors Meeting  
Location: Symposium Boardroom

Thursday - 1:00-4:00 pm  
Half Day Studio \$ No. 100  
Plentiful Planes of Polyhedra

*Tetrahedron, octahedron, icosahedron, dodecahedron, cuboctahedron !?! Learn to construct a multitude of different polyhedra, from 4 sided to 20, and many ways to embellish these mathematical and scientific forms into a work*

*of art. Art really is relevant!*

Presenter(s): Sandra Traub

Audience: High

Location: Forum East 3

Thursday - 1:00-4:00 pm  
Half Day Studio \$ No. 101  
Handmade Hard-Bound Sketchbooks

*This is an easy, inexpensive way for students to produce their own hard bound sketchbook that involves painting their own cover design as well as a simple sewing technique to join sketchbook segments. Hard cover is made from scrap matt board or illustration board and sketchbook sections are made from ordinary drawing paper. Various decorative techniques will be demonstrated to create the cover design.*

Presenter(s): Mary Garcia; Karen Woodington

Audience: High

Location: Salon 3

Thursday - 1:00-4:00 pm  
Half Day Studio \$ No. 102  
Image Transfer on Clay

*Screenprint, reusable stencils, relief and monoprint techniques will be explored for handbuilding embellishment. Opportunities to learn about printmaking with and on clay will be provided. Using low fire clays and underglazes as examples, participants will have an opportunity to try the techniques themselves. Clay and printmaking together will offer students the best of two mediums in one class.*

Presenter(s): Catherine Cross Tsintzos

Audience: All

Location: Traditions

Thursday - 1:00-3:00 pm  
Mini Studio \$ No. 103  
Altered Penny Carpet

*In the 1800s, many homes were decorated with "Penny Carpets", made from miss-matched fabric cut into circles by tracing around a penny which were then layered and stitched together to make a large piece. Participants in this Blick Art Materials workshop will "alter" this process by monoprinting on fabric with textile colors and sewing cells together to assemble a small penny carpet.*

Presenter(s): Linda Carter

Audience: Elementary; Middle

Location: Forum East 2

Thursday - 1:00-3:00 pm  
Mini Studio \$ No. 104  
Explosion of Color Using Revolutionary New Product PanPastel

*PanPastel can transform color application in the classroom. The colors are rich, brilliant, ultra-low dust and blend beautifully. PanPastel covers up to four times more than a pastel stick. Try your hand at what PanPastel can do for you in your classroom.*

Presenter(s): Celia Buchanan

Audience: All

Location: Forum East 4

Thursday - 1:00-3:00 pm  
Mini Studio \$ No. 105  
The Florist and The Farmer

*Two workshops in one. A Grant Wood drawing workshop for primary students with art history, American history and writing connections. A Georgia O'Keeffe painting lesson for any grade level with art history, literature and science connections.*

Presenter(s): Linda Crawley

Audience: Elementary

Location: Forum West 1

Thursday - 1:00-3:00 pm  
Mini Studio \$ No. 106  
Interdisciplinary Origami

*Construct origami sculpture(s) while learning about interdisciplinary applications as well as its usefulness as a classroom management tool.*

Presenter(s): Ann Christiansen

Audience: Middle

Location: Forum West 2

Thursday - 1:00-3:00 pm  
Mini Studio \$ No. 107  
Interactive, Animation and Digital Photography

*Interactive, animation and digital photography work from students at the Art Institute of Jacksonville will be presented to demonstrate building curriculum that keeps creative students engaged and propels instructors to be on the forefront of technology. Participants will receive an assignment to be worked on during the conference. Drawing supplies will be provided. High;*

Presenter(s): Chris Stagl

Audience: High; College/University

Location: Forum West 3



**Thursday - 1:00-3:00 pm**  
**Mini Studio** \$ No. 108  
**Everything But the Kitchen Sink**  
*This workshop will focus on multi-media techniques. Participants will leave with several ideas, two finished projects, and a CD with slides, handouts and lesson plans.*  
**Presenter(s):** Julie Levesque; Linda Christian  
**Audience:** All  
**Location:** Legacy South 3

**Thursday - 1:00-3:00 pm**  
**Mini Studio** \$ No. 109  
**Drawing Like a Master**  
*Discover the classical and academic drawing techniques that prepared generations of masters such as Thomas Eakins, John Singer Sargent, Delacroix and more. Participants will create a drawing in a classical approach after observing a step-by-step demonstration. Materials and a handout will be provided.*  
**Presenter(s):** David Chang  
**Audience:** All  
**Location:** Symposium East

**Thursday - 1:00-3:00 pm**  
**Mini Studio** \$ No. 110  
**Picasso Reliefs with Glaze Combinations**  
*In this workshop, participants will take the major characteristics of the Cubist movement and create cubist stylized clay reliefs. Participants will create portraits that resemble a face in an abstract form. Once constructed, participants will explore the many ways to add glazes to the pieces to accentuate the textures and shapes.*  
**Presenter(s):** Jeff Sandoe  
**Audience:** Elementary; Middle; High  
**Location:** Symposium West

**Thursday - 1:00-2:00 pm**  
**Art Forum** FREE  
**Using Technology in Your Art Teaching**  
*Samples and demonstration of using a document camera, video, projector and laptop computer to enhance art teaching through today's technology.*  
**Presenter(s):** Teresa Woodlief  
**Audience:** Elementary  
**Location:** Legacy North 1

**Thursday - 1:00-2:00 pm**  
**Art Forum** FREE  
**Calder Inspired Wire Sculptures**  
*Alexander Calder is introduced to the students and we look at some of his sculptures. Students then create their own sculptures using clay as the base, armature wire and foam shapes.*  
**Presenter(s):** Britt Feingold  
**Audience:** Elementary  
**Location:** Legacy North 2

**Thursday - 1:00-2:00 pm**  
**Art Forum** FREE  
**Art, Education and Collectors' Stories in the Classroom**  
*Discover art appreciation through the eyes of a collector! An innovative exploration of a collector's narrative to engage students. Pilot research identifies authentic teaching and learning opportunities in an art collector's very unique story.*  
**Presenter(s):** Anne Grey  
**Audience:** All  
**Location:** Legacy South 1

**Thursday - 1:00-2:00 pm**  
**Art Forum** FREE  
**Beginner's Guide to a Successful Conference**  
*This forum will help you plan your time efficiently and attend the workshops that are beneficial to you. Seasoned conference attendees will share knowledge, tips and information so that you will get the most out of conference.*  
**Presenter(s):** Gerie Leigh  
**Audience:** All  
**Location:** Legacy South 2

**Thursday - 2:15-3:15 pm**  
**Art Forum** FREE  
**Writing for Art Education**  
*You have the ideas, now get them published! This session is for prospective authors interested in submitting manuscripts for articles and Instructional Resources in Art Education. Author guidelines will be distributed and questions will be answered from a member of the editorial review board.*  
**Presenter(s):** Nicole Crane  
**Audience:** All  
**Location:** Legacy North 1

**Thursday - 2:15-3:15 pm**  
**Art Forum** FREE  
**An Art Exchange Among the World**  
*As a teacher in an IB school, I look for ways for students to be more internationally-minded as well as globally aware. An art exchange is the perfect way!*  
**Presenter(s):** Britt Feingold  
**Audience:** Elementary  
**Location:** Legacy North 2

**Thursday - 2:15-3:15 pm**  
**Art Forum** FREE  
**Make Your Mark!**  
*Throughout time, humans have continuously developed implements that could record ideas and images. This session looks at the history of implements that have frustrated and delighted artists and writers. We will explore images and interesting historical facts, along with works from early civilizations to the present time.*  
**Presenter(s):** Nan Williams  
**Audience:** All  
**Location:** Legacy South 1

**Thursday - 2:15-3:15 pm**  
**Art Forum** FREE  
**Using Issue-Based Art Education for a Deeper Level of Engagement**  
*Strengthen classroom management skills and behavior by using issue-based units of study to create meaning making in art, reduce classroom management issues and a create deeper more engaged student.*  
**Presenter(s):** Nicholas Wozniak  
**Audience:** Elementary  
**Location:** Legacy South 2

**Thursday - 3:30-4:30 pm**  
**Art Forum** FREE  
**Tan Tapestry**  
*Create unique tapestry designs with a paper painting technique combined with lace and Mayco's Stroke & Coat.*  
**Presenter(s):** Denise Ertler; Marcia Roulard  
**Audience:** All  
**Location:** Forum East 2

**Thursday - 3:30-4:30 pm**  
**Art Forum** FREE  
**Don't Freak Out Because You're a New Art Teacher**  
*This forum will focus on novice teacher*

(Continued on page 16)



## conference schedule

support. For each day of the conference, meet for one hour with a team of NBCTs to be mentored and get tips on classroom management, time management, curriculum writing and planning, instructional strategies, planning a field trip, art on the cart, and so on. The sky is the limit. Come, ask, ventilate and learn the ropes.

**Presenter(s):** Mark Rosenkrantz; Lourdes Fuller

**Audience:** All

**Location:** Legacy North 1

**Thursday - 3:30-4:30 pm**

**Art Forum** FREE  
**Elementary Egyptian Unit K-5**

*Overview of curriculum resources, lesson plans, recipes and PowerPoint from a trip to Egypt during the summer of 2009.*

**Presenter(s):** Ruthie Platt; Debi Barrett-Hayes; Barbara Davis; Pam Wallheiser; Michelle Hartsfield

**Audience:** Elementary

**Location:** Legacy North 2

**Thursday - 3:30-4:30 pm**

**Art Forum** FREE  
**How to Incorporate Visual Imagery in the Art Room**

*Visual imagery can be a great way to jumpstart creativity in your classroom and motivate students in the art making process. It can also be used to connect literacy into your lesson plans. In this session, the presenter will share several successful activities that are sure to create an atmosphere of excitement and renewal in your classroom. Participants will be provided with a list of resources, rubrics, sample lesson plans, assessment examples and student work.*

**Presenter(s):** Roxana Cocina; Mabel Morales

**Audience:** All

**Location:** Legacy South 1

**Thursday - 3:30-4:30 pm**

**Art Forum** FREE  
**Taking Flight: Community Art and Education**

*Learn how visiting artists inspired many projects ranging across all mediums in middle and high school. See how a visiting artist series was turned into a highly publicized event at a school culminating with a reception, auction and permanent art installation. Lesson plans and examples of student work will be shared.*

**Presenter(s):** Irina Ashcraft; Dawn Ferguson; Kimberly Moreland-Garnett

**Audience:** Middle; High

**Location:** Legacy South 2

**Thursday - 3:30-5:30 pm**

**Mini Studio** \$ No. 111  
**Fiber Arts Workshop Indigo Dyeing and Shibori**

*Explore the diverse and fascinating world of surface design and Shibori by creating exotic fine art fabric using Jacquard indigo dye.*

**Presenter(s):** Celia Buchanan

**Audience:** All

**Location:** Forum East 4

**Thursday - 3:30-5:30 pm**

**Mini Studio** \$ No. 112  
**Handmade Digital Montage**

*A handmade digital montage process that explores the art of creatively replacing backgrounds and adding layers of textures and fills. Some knowledge of Photoshop required. Need to bring a laptop with a Photoshop program and some jpeg images of faces, landscapes and textures.*

**Presenter(s):** Alyce Walcavich

**Audience:** High

**Location:** Forum West 1

**Thursday - 3:30-5:30 pm**

**Mini Studio** \$ No. 113  
**Illustration and Photography**

*A workshop presented by The Art Institute of Fort Lauderdale. More detailed description to come.*

**Presenter(s):** TBA

**Audience:** High; College/University

**Location:** Forum West 2

**Thursday - 3:30-5:30 pm**

**Mini Studio** \$ No. 114  
**Get SMART: A Caldecott Connection**

*Hands-on workshop featuring: SMART Technology, Watercolor Painting and Caldecott Award Books. Learn how to increase student learning and retention of the elements and principles while incorporating technology and literature into your art classes. Each participant will create a set of mini paintings based on Caldecott Books and receive a CD of lesson plans, tips and techniques.*

**Presenter(s):** Linda Marie Robinson

**Audience:** Elementary

**Location:** Legacy South 3

**Thursday - 3:30-5:30 pm**

**Mini Studio** \$ No. 115  
**"De-Bug" Nasco Lesson Plan #59**

*Swarms of fabulous fantastical flying bugs are a welcome invasion in this workshop. Create a colorful bug adorned with jeweled wings and a quirky disposition. Try AMACO's amazing new Air Dry "Cloud Clay" in brilliant colors. No fly paper, bug zappers or insecticide permitted.*

**Presenter(s):** Cheryl Scott

**Audience:** Elementary

**Location:** Symposium East

**Thursday - 3:30-5:30 pm**

**Mini Studio** \$ No. 116  
**Think Out of the Box: Take it to the Desert!**

*Let your creativity wander in the desert and recycle too. Participants will be using cardboard to form a challenging sculpture of the saguaro cactus. Don't forget to bring your bottled water, since you will be in the desert you will need it.*

**Presenter(s):** Donna Babcock

**Audience:** All

**Location:** Symposium West

**Thursday - 4:30-7:30 pm**

**Half Day Studio** \$ No. 117  
**Ceramic Rainsticks**

*Making the sound of falling rain was once believed to be magical and bring about rain. Although typically made from cacti, participants will make rainsticks by using a clay cylinder form along with steel nails and clay pebbles as the sound mechanism.*

**Presenter(s):** Kim Mortimer

**Audience:** High

**Location:** Forum West 3

**Thursday - 4:30-7:30 pm**

**Half Day Studio** \$ No. 118  
**Japantastic! Japanese Art from Sumi-e to Super Flat**

*Konichiwa! This workshop will focus on multiple, cross-curricular lessons to use in your classroom with a Japanese theme. Come explore the culture, art, history and folk tales of Japan by participating in several hands-on, multi-sensory projects that are fun for all levels of learners.*

**Presenter(s):** Lark Keeler

**Audience:** All

**Location:** Salon 3

(Continued on page 18)



**92%** of teachers spend their own money on supplies for their classrooms.

**We think that's unacceptable.**

*\*National School Supply and Equipment Association*

Only BLICK offers  
**ArtRoom Aid**  
so you can:

- Get all the supplies you need for your art lessons without digging into your own pocket!
- Enrich your students' art, learning and life experiences.
- Involve the ones most interested in helping your students ... parents, families and friends!

**STEP 1)**

Go to [www.dickblick.com/ArtRoomAid](http://www.dickblick.com/ArtRoomAid)

**STEP 2)**

Sign up as a new "registered customer" or simply login if you're an existing customer. Then begin building your art supply wish lists — by project, by class or for the entire school year.

**STEP 3)**

Customize your message and immediately email your wish list with a simple click!

**STEP 4)**

It's easy to track your progress — just click to view/edit your wish list. You can change quantities, add new listings, resend or create new wish lists as often as you'd like!

**Involve Your Local Community!**  
Make your list "Public," so other Blick shoppers can get involved too!



**BLICK art materials**

DickBlick.com • 800.447.8192  
CATALOG • WEB • STORES



Visit [Artally.org](http://Artally.org) for information about the importance of art education.





## conference schedule

Thursday - 4:30-7:30 pm

Half Day Studio \$ No. 119

**Working Outside of the Box with Golden Fabric Medium and Clear Gesso**

*Investigate how to push your range of media to include fabrics and fibers as work surfaces for drawing and painting. Participants will explore 2-D, 3-D and bas-relief surfaces.*

Presenter(s): Pat Miles; Cindy Jesup

Audience: High

Location: Traditions

Thursday - 4:30-7:30 pm

Half Day Studio \$ No. 120  
**Kente and Masks - Woven in Pride**

*Throughout history African masks have been recognized not only because of their cultural and traditional significance, but also because of their aesthetic and artistic value. Kente is considered the cloth of kings and is undoubtedly the best known African textile for its beauty and rich tradition. This workshop will combine both art forms. Participants will use art metal foil to create African masks.*

Presenter(s): Rosa Ansoleaga

Audience: Elementary; Middle

Location: Forum East 3

Thursday - 4:45-5:45 pm

Art Forum FREE  
**Nasco Game Show**

*Come to this infomercial on lots of new and existing art materials. The Game Show fun starts when we give you the chance to take a prize home.*

Presenter(s): Kristina Bakke

Audience: All

Location: Salon 2

Thursday - 4:45-5:45 pm

Art Forum FREE  
**Arts Integration - A Logical Choice**

*Learn how arts integration can positively change instruction and behavior at your school. Students enjoy and teachers rediscover a love for teaching.*

Presenter(s): Mary Kay Westhoven; Raul Iribarren; Karen Berard; Brenda Joyce

Audience: Elementary

Location: Legacy North 1

Thursday - 4:45-5:45 pm

Art Forum FREE  
**Recycled CD Sun Catchers**

*Demonstration on how to create a radial design on old CD's and other recycled*

*materials. Low cost project with fast/easy results. Lesson plans provided.*

Presenter(s): Linda Crawley

Audience: Elementary

Location: Legacy North 2

Thursday - 4:45-5:45 pm

Art Forum FREE  
**Observation + Inspiration = The Museum Education Program Experience**

*Participants will learn about this nationally recognized unique program that allows students of all ages who would otherwise never visit a museum to experience the full scope of a museum setting. Free bus transportation is provided with one bus being allotted per art educator a year to visit the museum setting of their choice. While there, students engage in the full museum experience with hands-on experiences being provided.*

Presenter(s): Linda Mangual; Mabel Morales

Audience: All

Location: Legacy South 1

Thursday - 4:45-5:45 pm

Art Forum FREE  
**Global Awareness through Travel Study in China**

*Broaden your global perspective through travel-study in China. This session will present a summer learning opportunity in China for art teachers. Program hand-outs will be provided.*

Presenter(s): David Chang

Audience: All

Location: Legacy South 2

Thursday - 4:45-5:45 pm

Art Forum FREE  
**A Student Driven Art Studio**

*This workshop will explore ways of creating a "Student Driven" Art Studio. You will learn how to create a social contract with your students that will help with classroom management and also student work habits. You will also experience a unique way of helping students learn art vocabulary.*

Presenter(s): David Brown; Barbara Davis

Audience: All

Location: Salon 1

Thursday - 5:45-7:45 pm

Mini Studio \$ No. 121  
**Roll, Stamp and Go: Easy and Unique Wall Sconces**

*Create beautiful and unique wall sconces using readily available forms and basic tools. Sconces are fashioned in easy, manageable steps from start to finish. Participants will also learn how to make stamping tools out of clay.*

Presenter(s): Barbara Ott; Stephanie Schorr

Audience: Elementary; Middle; High

Location: Legacy South 3

Thursday - 5:45-7:45 pm

Mini Studio \$ No. 122  
**Paper Coil Basket**

*Creating coiled baskets and vases doesn't have to be a complicated and time-consuming process. Participants in this Blick Art Materials workshop will create a vessel using paper coiling core and glue, then paint it with vibrant watercolor and embellish. Baskets may be designed and patterned in the traditional style of Native American artisans or may be a self-expressive and contemporary piece of art.*

Presenter(s): Linda Carter

Audience: Elementary; Middle

Location: Forum East 4

Thursday - 5:45-7:45 pm

Mini Studio \$ No. 123  
**Nichos in Clay**

*Nichos are small, highly decorated boxes created throughout Latin America as a form of expression. The themes are endless, expressing the artist's sense of humor, personal hopes and dreams, things most dear to them and even political opinions. While nichos are usually made from tin or copper sheeting, participants will be using clay.*

Presenter(s): Carla Flati

Audience: All

Location: Forum West 2

## FRIDAY, OCTOBER 15

Friday - 8:00 am-3:00 pm

**Supervision/Administration Division Meeting**

Location: Salon 3

Friday - 8:00-10:00 am

Mini Studio \$ No. 200  
**Made In China**

*Made in China takes on new meaning as you travel through time to experience the ancient arts. Explore art projects created to infuse Chinese culture into an American curriculum.*



**Presenter(s):** Kathryn Darby; Jeannette Dennis  
**Audience:** Elementary  
**Location:** Forum East 2

**Friday - 8:00-10:00 am**  
**Mini Studio** \$ No. 201  
**Fun and Whimsical Clay and Underglaze Figures**

*In this workshop, participants will create figurative sculpture that seems to have a personality of its own. Many clay manipulation techniques will be covered to add unique textures and underglaze color applications to individual pieces. These techniques can be transferred into classrooms at all levels.*

**Presenter(s):** Jeff Sandoe  
**Audience:** Elementary; Middle; High  
**Location:** Forum East 4

**Friday - 8:00-10:00 am**  
**Mini Studio** \$ No. 202  
**Mixed Media Done Right**

*Explore mixed media techniques and discover exactly what your art materials can do for you. Learn how to use various grounds, discover how to construct rich texture and create exquisite detail using watercolor, pastels, oils, acrylics and encaustic waxes.*

**Presenter(s):** Celia Buchanan  
**Audience:** All  
**Location:** Forum West 1

**Friday - 8:00-10:00 am**  
**Mini Studio** \$ No. 203  
**Sample Design Lessons from "101 Art Lessons Notebook"**

*Using simple materials, lessons will develop understanding of unity, balance, focal point and positive/negative space. Activities will include collages inspired by Picasso, Kandinsky and O'Keeffe as well as patterns created in negative areas of plant drawing with ink pens and colored pencils and crayons.*

**Presenter(s):** Cathy Futral  
**Audience:** All  
**Location:** Forum West 2

**Friday - 8:00-10:00 am**  
**Mini Studio** \$ No. 204  
**Pages in Stages**

*Less time in the classroom means we need to journal in stages. Participants will learn creative journaling techniques to increase students' desire to take risks. All materials provided by Strathmore and Art Systems.*

**Presenter(s):** Gail Russakov  
**Audience:** Middle; High  
**Location:** Legacy South 3

**Friday - 9:00 am-4:00 pm**  
**Commercial Exhibit Hall Open**  
**Location:** Legends Ballroom

**Friday - 9:00 am-4:00 pm**  
**All Day Studio** \$ No. 205  
**Old Influence - New Inspiration: The Contemporary Landscape**

*Explore traditional compositional structures and value relationships employed by the Masters. Build upon this strong foundation using a contemporary palette and expressive brushwork to complete a successful oil painting. Bring personal original landscape photos. Materials and handouts provided.*

**Presenter(s):** William Ritzi  
**Audience:** All  
**Location:** Traditions (on-site)

**Friday - 9:00 am-4:00 pm**  
**All Day Studio** \$ No. 206  
**Nurture Your 13th Chakra - Release Your Inner Jeweler**

*Relax and learn how to do something just for YOU. In this workshop you will be able to create a beautiful, unique, wearable piece of jewelry using traditional metal smithing technique. Lesson plans will be provided for everyone who wishes to share their secrets with their middle or high school students. Or you could keep this secret all to yourself.*

**Presenter(s):** Catherine Rivera  
**Audience:** Middle; High  
**Location:** Off-site - participants must provide own transportation

**Friday - 9:00 am-4:00 pm**  
**All Day Studio** \$ No. 207  
**Clay Printing Workshop**

*This technique was invented by Mitch Lyons and involves making a clay monoprint from a slab of wet clay using colored clay and colored clay slip. This is a non-toxic method of printing requiring no printing press, only hand rollers and spoons. Minimal supplies are required and the printing base, a 1/4 inch thick slab of clay can be used for years.*

**Presenter(s):** Charles Marsh  
**Audience:** High  
**Location:** Off-site - participants must provide own transportation

**Friday - 9:00 am-4:00 pm**  
**All Day Studio** \$ No. 208  
**Raku 2 You!**

*Hands-on raku firing. Bring 2 pieces of bisque ware. We'll glaze our pots then learn a little about Raku history & our service learning Raku 2 You project. Then we'll fire up the kiln!*

**Presenter(s):** Barbara Davis; Debi Barrett-Hayes  
**Audience:** All

**Location:** Off-site - participants must provide own transportation

**Friday - 9:00 am-4:00 pm**  
**All Day Studio** \$ No. 209  
**"We Remember": Teaching Tolerance by Connecting the Threads of Our Past to Our Future**

*Inspired by Faith Ringgold, participants will bring to life their own interpretation of tolerance by combining artistic, historical and social significance of African-American story quilts and Holocaust literature.*

**Presenter(s):** Beth Goldstein; Carolina Lorenzo-Romeu  
**Audience:** High

**Location:** Off-site - participants must provide own transportation

**Friday - 9:00 am-12:00 pm**  
**Half Day Studio** \$ No. 210  
**Kitsch and the Art of the Tiki Mug**

*What is "kitsch"? Something so garish that it's actually valued for its ugliness! In this workshop participants will learn clay working techniques to construct a mug form with handle, and sculpting techniques to create an original "kitsch" design reminiscent of tiki mugs from the 60s. All materials provided. Participants must have their own access to firing kiln and glazes.*

**Presenter(s):** Alan McKnight  
**Audience:** Middle; High  
**Location:** Symposium Boardroom

**Friday - 9:00 am-12:00 pm**  
**Half Day Studio** \$ No. 211  
**Who Needs Pencils on the Edge?**

*This workshop will focus on figure drawing for the AP Portfolio. Find a fine art use for inexpensive items such as tempera paint, ink pad refill rollers, crayola markers and discarded mat board. Techniques such as large format gesture drawing, value through repetitive mark making, complimentary color theory and*

(Continued on page 20)



## conference schedule

*ink-wash drawing will be explored.*

**Presenter(s):** Dara Vance

**Audience:** High

**Location:** Forum East 3

**Friday - 9:00 am-12:00 pm**

**Half Day Studio**      **\$ No. 212**

**African Ndebele Dolls**

*Create a doll using recycled materials indicative of the Ndebele dolls of Southern Africa. All materials included. Adaptable from upper elementary to high school students.*

**Presenter(s):** Joanna Davis-Lanum

**Audience:** All

**Location:** Forum West 3

**Friday - 9:00 am-12:00 pm**

**Half Day Studio**      **\$ No. 213**

**Creating a Portrait in a Limited Palette**

*Learn the concepts and techniques of creating a portrait in a limited palette, after observing a step-by-step demonstration. Participants can bring a photo to work from. Materials and a handout will be provided.*

**Presenter(s):** David Chang

**Audience:** All

**Location:** Symposium East

**Friday - 9:00 am-12:00 pm**

**Half Day Studio**      **\$ No. 214**

**Encountering Encaustics**

*Learn how to do the ancient art form of encaustic in a new and modern way - even with your elementary students. Safe, fun and a great time for all age levels.*

**Presenter(s):** Glenda Lubiner

**Audience:** All

**Location:** Symposium West

**Friday - 9:00-10:00 am**

**Art Forum**      **FREE**

**25:50 - Digital Stuff!**

*25 websites, software programs, digital tools, computer lessons in 50 minutes! Every two minutes an awesome site, program or tool will zoom by - catch them and use them.*

**Presenter(s):** Ann Ayers; Ellen McMillan; Liberty McMillan

**Audience:** All

**Location:** Legacy North 1

**Friday - 9:00-10:00 am**

**Art Forum**      **FREE**

**Digital Art Making for Elementary Students**

*Tips and tricks of making digital art and movies with elementary students with or without a budget. A comprehensive list will be given with age-appropriate art making programs.*

**Presenter(s):** Jonathan Ogle

**Audience:** Elementary

**Location:** Legacy North 2

**Friday - 9:00-10:00 am**

**Art Forum**      **FREE**

**The Cave Painters of Florida**

*Students are introduced to cave paintings from Lascaux, France. Demonstration on how students create their own cave paintings using charcoal, sponges, paint and of course "cave" (crumpled construction) paper.*

**Presenter(s):** Britt Feingold

**Audience:** Elementary

**Location:** Legacy South 1

**Friday - 9:00-10:00 am**

**Art Forum**      **FREE**

**Fearless Firing - Use Your Kiln!**

*There seems to be a mystery surrounding the firing of an electric kiln: "it's going to blow up, it seems unusually hot or I'm not sure what I'm doing." This workshop will offer best practices, time savers and easy tips to use your kiln safely.*

**Presenter(s):** Melissa Maxfield-Miranda

**Audience:** All

**Location:** Legacy South 2

**Friday - 9:00-10:00 am**

**Art Forum**      **FREE**

**The Digital Quilt**

*Presentation on using a flatbed scanner, adobe photoshop and digital ink jet printable fabric, students create one-of-a-kind quilts in imaginative and creative ways. This project promotes technology to explore social issues and family history in your classroom.*

**Presenter:** Mike Ariel

**Audience:** Middle; High

**Location:** Salon 1

**Friday - 9:00-10:00 am**

**Art Forum**      **FREE**

**Adobe Photoshop and InDesign - Curriculum and Lesson Ideas**

*An entire course of lesson plans and ideas of how to teach photoshop to your*

*students while focusing on the elements of art and principles of design, art history, and formal, expressive, and conceptual elements.*

**Presenter(s):** Michelle Hartsfield

**Audience:** High

**Location:** Salon 2

**Friday - 10:15-11:15 am**

**Art Forum**      **FREE**

**Teaching Art with Moodle**

*Using Moodle (Modular Object Oriented Dynamic Learning Environment) you can organize, manage, assess and document the classes you teach. See how to set up and use a Moodle to facilitate teaching and learning art.*

**Presenter(s):** Jack Tovey

**Audience:** All

**Location:** Legacy North 1

**Friday - 10:15-11:15 am**

**Art Forum**      **FREE**

**Policy and Research Foundations for the Next Generation Sunshine State Standards in Visual Arts**

*As a framer for the Next Generation Sunshine State Arts Standards, the presenter will reflect on the art education policy issues and research and assessment foundations drawn upon in this process. The critical dissemination, implementation and professional development components will also be discussed, along with some contemporary curricular examples that might align with these new standards.*

**Presenter(s):** Thomas Brewer

**Audience:** All

**Location:** Legacy North 2

**Friday - 10:15-11:15 am**

**Art Forum**      **FREE**

**Engaging Families, Staff and the Community in your Art Program**

*How do you get families, co-workers and the community to value your art program as an integral part of the elementary school experience? From the "Families Create" event to Open Staff Art Room to Community Service activities, the presenter will share what has successfully contributed towards building an extremely supportive attitude towards the art program at her elementary school.*

**Presenter(s):** Lenore Eastham

**Audience:** Elementary

**Location:** Legacy South 1



**Friday - 10:15-11:15 am**  
**Art Forum** **FREE**  
**Get Graphic**  
*Introduction on how to use photoshop to build a stronger program.*  
**Presenter(s):** Kathryn McDaniel  
**Audience:** Middle  
**Location:** Legacy South 2

**Friday - 10:15-11:15 am**  
**Art Forum** **FREE**  
**Ties that Bind**  
*The fibers we weave join us together as a global family, and reflect our world, celebrations, status, social mores and religious beliefs. Imagery of this utilitarian, decorative and symbolic art moves across time and continent to include not only production, but also relevant connections in math, science, geography and language.*  
**Presenter(s):** Nan Williams  
**Audience:** All  
**Location:** Salon 1

**Friday - 10:15-11:15 am**  
**Art Forum** **FREE**  
**Signed, Sealed, Delivered: Symbols and Symbolism**  
*Three clay artists manipulate surface designs when creating functional and non-functional art. Mandalas, hieroglyphics, assemblages, tessellations, patterns and adinkra symbols will be explored.*  
**Presenter(s):** Glendia Cooper; Rhonda Bristol; Marilyn Proctor-Givens  
**Audience:** All  
**Location:** Salon 2

**Friday - 10:15-11:15 am**  
**Art Forum** **FREE**  
**3 Tiles - Crystal Sheer Flower**  
*Create this unique textured design reminiscent of flowers reflecting a blue sky by using Mayco's stamps, Accents, Stroke & Coat and Jungle Gems Crystal Glaze.*  
**Presenter(s):** Denise Ertler; Marcia Roullard  
**Audience:** All  
**Location:** Legacy South 3

**Friday - 10:15 am-12:15 pm**  
**Mini Studio** **\$ No. 215**  
**Simple Bookmaking**  
*Simple bookmaking techniques inspired by the book "Making Books" from Purgatory Pie Press. Books are easy to make with just a few materials and can be used in many school situations with dif-*

*ferent age groups and different classrooms/subjects. Participants will learn how to make some of the easier books (accordions and the "instant" book) and possible uses in the classroom.*  
**Presenter(s):** Courtney Stewart  
**Audience:** All  
**Location:** Forum East 2

**Friday - 10:15 am-12:15 pm**  
**Mini Studio** **\$ No. 216**  
**Symbolism: Art of the Ancient Americas through Current Day Graffiti**  
*Come and get your tag on in this workshop looking at symbolism of the past and present. Learn how to incorporate symbols into fun activities with art as the core. Great ideas for mural installations, mosaics, literacy projects and more. Learn ways to have fun with graffiti while teaching your students about the Ancient Americans.*  
**Presenter(s):** Catherine Cross Tsintzos  
**Audience:** All  
**Location:** Forum East 4

**Friday - 10:15 am-12:15 pm**  
**Mini Studio** **\$ No. 217**  
**Zentangles as a Teaching Tool**  
*Zentangles are a way to doodle, but it's serious doodling. Get your students in the "zone" while teaching line, shape, pattern and movement. It can be adapted to fit most grade levels. It makes a great beginning assignment that is non-threatening but can also be taken to an advanced level with many applications. In this hands-on workshop participants will receive lesson plans and materials needed to get your own zentangle started.*  
**Presenter(s):** Leah Andritz  
**Audience:** All  
**Location:** Forum West 1

**Friday - 10:15 am-12:15 pm**  
**Mini Studio** **\$ No. 218**  
**Gyotaku Collage**  
*This workshop will teach participants about different cultures, collage, printmaking and color. It is also a great cross-curricular project were students will learn about fish, fish parts and the kelp forests. It's a great way to incorporate science and art into one project! Participants will create textured paper, fish prints and collage it all together to create one creative piece of art.*  
**Presenter(s):** Linze Pattison  
**Audience:** Elementary  
**Location:** Forum West 2

**Friday - 11:30 am-12:30 pm**  
**Art Forum** **FREE**  
**Don't Freak Out Because You're a New Art Teacher**  
*This forum will focus on novice teacher support. For each day of the conference, meet for one hour with a team of NBCTs to be mentored and get tips on classroom management, time management, curriculum writing and planning, instructional strategies, planning a field trip, art on the cart, and so on. The sky is the limit. Come, ask, ventilate and learn the ropes.*  
**Presenter(s):** Mark Rosenkrantz; Lourdes Fuller  
**Audience:** All  
**Location:** Legacy North 1

**Friday - 11:30 am-12:30 pm**  
**Art Forum** **FREE**  
**It's Personal: Interdisciplinary Issues-based Curriculum That Drives Middle School Art**  
*PowerPoint presentation about a middle school art curriculum that engages students on higher levels and allows them to self-direct toward raising their own bars.*  
**Presenter(s):** Ann Christiansen  
**Audience:** Middle  
**Location:** Legacy North 2

**Friday - 11:30 am-12:30 pm**  
**Art Forum** **FREE**  
**My Home Town: A Re-Imaging of Florida**  
*This is an all-call to high school art/photography teachers for a statewide project which essentially asks the teachers to have their students research, then shoot/paint/draw four to six images which replicate a place in their hometowns previously imaged in the 1800's and 1940's or 50's. Using Photoshop, the images will be seamed together to create a new image showing the progress (or deterioration) of the area.*  
**Presenter(s):** Chris Calohan; Bonnie Bernau  
**Audience:** High  
**Location:** Legacy South 1

**Friday - 11:30 am-12:30 pm**  
**Art Forum** **FREE**  
**Project Ideas for Pre-K and Kindergarten**  
*What to do with your littlest artists? This workshop provides ideas and inspiration for teaching the elements of art and art history, along with tips for classroom management and resources. Project*

(Continued on page 22)



## conference schedule

ideas include drawing, painting, mixed media, clay, printmaking and sculpture. This workshop will focus on bringing out the best in our youngest artists with original, open-ended projects (no pre-cut, copycat projects here!).

**Presenter(s):** Kathleen Hill  
**Audience:** Elementary  
**Location:** Legacy South 2

**Friday - 11:30 am-12:30 pm**  
**Art Forum** **FREE**  
**The Visual Language of Children - Reality or Illusion?**

This workshop looks at the nature of visual language in terms of children's drawings and their intuitive devices for expressing what is "real" for them. The images include developmental stages, and explore historical and cultural connections showing the universality of such devices as multiple views, exaggeration and x-ray. Artists' explorations and comments about the illusions they create will also be included.

**Presenter(s):** Nan Williams  
**Audience:** Elementary  
**Location:** Salon 1

**Friday - 11:30 am-12:30 pm**  
**Art Forum** **FREE**  
**Red Fuzzy Flower**

Recreate the look of a velvety summer flower using several types of yarn, stamps and Mayco's Stroke & Coat.

**Presenter(s):** Denise Ertler; Marcia Roullard  
**Audience:** All  
**Location:** Legacy South 3

**Friday - 1:00 pm-4:00 pm**  
**Half Day Studio** **\$ No. 220**  
**Creative Critters**

Find inspiration in recycled materials. Participants will create a three-dimensional sculpture critter using styrofoam blocks. This exciting lesson can be used for all levels. Handouts and materials will be provided.

**Presenter(s):** Zaida Ruiz; Lissette Lutz  
**Audience:** All  
**Location:** Forum East 2

**Friday - 1:00-4:00 pm**  
**Half Day Studio** **\$ No. 221**  
**Watercolor Lessons from "101 Art Lessons Notebook"**

Basics of watercolor: color knowledge, techniques and subjects will be explored through floral, landscape design com-

positions and architectural details. Best approaches for matting and critiquing completed work. Bring a flat and a round watercolor brush if you have one; all materials provided.

**Presenter(s):** Cathy Futral  
**Audience:** Middle  
**Location:** Forum East 3

**Friday - 1:00-4:00 pm**  
**Half Day Studio** **\$ No. 222**  
**Dry Felting Fiber Art Composition**

Create a fiber art composition with layers of wool, yarn, ribbon and other various materials using dry felting needles. Lesson plan, rubric and handouts will be provided for high school level. Can be adapted for middle school.

**Presenter(s):** Patricia Beach  
**Audience:** Middle; High  
**Location:** Forum West 3

**Friday - 1:00-4:00 pm**  
**Half Day Studio** **\$ No. 223**  
**Relics, Icons and Metaphors: Using Mixed Media Techniques**

This workshop will introduce the idea of relics and icons from art history and surrealist metaphors to propel a thematic approach to art production. Participants will be guided through a Powerpoint presentation that reviews these themes through art history. Sketching out ideas and working with composition will be emphasized as process preparation. A demonstration of techniques will be provided.

**Presenter(s):** Jackie Henson-Dacey  
**Audience:** All  
**Location:** Symposium East

**Friday - 1:00-4:00 pm**  
**Half Day Studio** **\$ No. 224**  
**Multimedia Monotypes in the AP Art Studio**

This workshop incorporates traditional and non-traditional techniques with technology to create monotypes suitable for inclusion in the AP Studio Art Portfolios. This process can be used for both the 2-D Design and Drawing portfolios and can be accomplished using both press and hand transfer methods. Workshop includes hand outs, lesson plans and a hands-on project.

**Presenter(s):** Suzanne Burke; Andrea Goodson  
**Audience:** High  
**Location:** Symposium West

**Friday - 1:30-2:30 pm**  
**Art Forum** **FREE**  
**We are not in Wonderland: How to Stay Organized and Manage Time**

Do you find yourself running around like the March Hare in Wonderland? Learn practical tips for organizing supplies, student work and managing time for your elementary art room.

**Presenter(s):** Gayle Bodle-Rhoades  
**Audience:** Elementary  
**Location:** Legacy North 1

**Friday - 1:30-2:30 pm**  
**Art Forum** **FREE**  
**UCF Curriculum, Assessment and Research Showcase Part 1**

The presenters in this session are pre-service and inservice undergraduate and graduate students at the University of Central Florida. They will showcase curriculum, assessment and research presentations produced as a result of their coursework and program requirements.

**Presenter(s):** Chad Allman; Krista Beavers; Ruth Currey; Mandy Dillman; Stephanie Jordan; Dawn Mauldin  
**Audience:** All  
**Location:** Legacy North 2

**Friday - 1:30-2:30 pm**  
**Art Forum** **FREE**  
**Introducing Caran dAche**

Demonstration of Caran dAche. Unleash your creativity and express yourself with these exquisite materials. Hear the story of their creation and see the beauty in their performance.

**Presenter(s):** Celia Buchanan  
**Audience:** All  
**Location:** Legacy South 1

**Friday - 1:30-2:30 pm**  
**Art Forum** **FREE**  
**Artist and Educator as a Lifestyle**

Learn the concepts and techniques of becoming a practicing artist while teaching. Methods on artistic confidence, establishment of value, effective photography of artworks and professional portfolio will be shared. Handouts provided.

**Presenter(s):** David Chang  
**Audience:** All  
**Location:** Legacy South 2



**Friday - 1:30-3:30 pm**  
**Mini Studio** \$ No. 225  
**Printmaking without the Press - Clay and Paper**

*This workshop offers a way for classrooms to become student directed to offer open ended opportunities for students work with a variety of recycled materials, clay and fine art supplies to adventure into the world of printmaking without the press. Projects to include gelatin prints, clay monotype, cereal box projects, trash to treasure tools and more.*

**Presenter(s):** Catherine Cross Tsintzos  
**Audience:** All  
**Location:** Forum East 4

**Friday - 1:30-3:30 pm**  
**Mini Studio** \$ No. 226  
**Mixed Media in a 7 Period Day**

*Let's play with high quality art materials and low budget additives to equal quality exciting mixed media assignments in a short time. Participants will explore mixing many free items found in the classroom and mixing assorted art materials provided by Prang and Lyra. All materials provided by Dixon Ticonderoga.*

**Presenter(s):** Gail Russakov  
**Audience:** Middle; High  
**Location:** Forum West 1

**Friday - 1:30-3:30 pm**  
**Mini Studio** \$ No. 227  
**Computer Graphics: It's Not Just Photo-shop Anymore**

*Capture students attention through an innovative approach to teaching art concepts by sculpting, painting and displaying original creations on the computer screen in 2D and 3D space. Teachers bring their laptops and try out free digital Open Source programs: Art of Illusion 3D animation and Pencil 2D animation. Learn how you and your students can use their artistic skills to explore the added dimension of lines shapes, colors and forms moving in space across time.*

**Presenter(s):** Jack Tovey; Jonathan Ogle  
**Audience:** High  
**Location:** Forum West 2

**Friday - 1:30-3:30 pm**  
**Mini Studio** \$ No. 228  
**Dr. Fire - The 2010 Sequel**

*The clay dragon, Dr. Fire, is back and he has a surprise. Bring your creative juices and find out what it is. You will*

*be amazed at your creation. Materials provided by Triarco.*

**Presenter(s):** Donna Babcock  
**Audience:** All  
**Location:** Legacy South 3

**Friday - 2:00-4:00 pm**  
**Districts Assembly Meeting**

*For representatives from local art teacher/educators associations.*

**Location:** Symposium Boardroom

**Friday - 2:45-3:45 pm**  
**Art Forum** FREE  
**25:50 - Ideas, Ideas, Ideas!**

*Every two minutes you'll get a new idea, a new lesson, a new project. Twenty-five in all - all in 50 minutes! This fast-paced presentation will have your head spinning as random tips, tricks, lessons and ideas flash by and are yours for the taking.*

**Presenter(s):** Ann Ayers; Ellen McMillan; Liberty McMillan  
**Audience:** All  
**Location:** Legacy North 1

**Friday - 2:45-3:45 pm**  
**Art Forum** FREE  
**UCF Curriculum, Assessment and Research Showcase Part 2**

*The presenters in this session are pre-service and inservice undergraduate and graduate students at the University of Central Florida. They will showcase curriculum, assessment and research presentations produced as a result of their coursework and program requirements.*

**Presenter(s):** Chad Allman; Krista Beavers; Ruth Currey; Mandy Dillman; Stephanie Jordan; Dawn Mauldin  
**Audience:** All  
**Location:** Legacy North 2

**Friday - 2:45-3:45 pm**  
**Art Forum** FREE  
**Art Room Management Made Simple**

*Nurture your students' desire to help. Students need to learn independence, responsibility and how to make good decisions. Delegate table jobs and watch your art room run itself.*

**Presenter(s):** Nadia Earl  
**Audience:** Elementary  
**Location:** Legacy South 1

**Friday - 2:45-3:45 pm**  
**Art Forum** FREE  
**Experiencing Art in France En Plein Air**

*Learn about the summer opportunity to travel and study art in France for art teachers. Handouts will be provided.*

**Presenter(s):** David Chang  
**Audience:** All  
**Location:** Legacy South 2

**Friday - 4:15-5:30 pm**  
**General Session I**

**Keynote Speaker:** Ron Yrabedra  
**Location:** Salons 1 & 2

**Friday - 6:00-7:30 pm**  
**Artist Bazaar**  
*Support your FAEA member artists! Members will have their art wares for sale.*

**Location:** Legacy North 2

**Friday - 7:00-8:30 pm**  
**Welcome Reception sponsored by Ringling College of Art and Design**  
**Location:** Salon 3/Prefunction area

## SATURDAY, OCTOBER 16

**Saturday - 8:00-9:00 am**  
**FAEA Awards Breakfast**  
*Celebrate this year's outstanding art educators and supporters. Tickets required.*

**Location:** Salon 3

**Saturday - 8:00-10:00 am**  
**Mini Studio** \$ No. 300  
**Neo Retro Art in the Dark**

*Using the Pop art movement of the past and present you can transform your art room and exhibition space into a fully functioning blacklight studio and gallery. Students and adults of all ages, including administration and board members, respond to the "Neo Retro Art in the Dark" experience. Participants will create art in a blacklight environment and receive a CD of all information necessary to recreate. All materials provided by Jack Richeson & Co. and Nasco.*

**Presenter(s):** Debi Barrett-Hayes; Pam Wallheiser; Ruthie Platt; Barbara Davis; Michelle Hartsfield  
**Audience:** All  
**Location:** Legacy South 3

(Continued on page 24)



## conference schedule

Saturday - 8:00-10:00 am

Mini Studio

\$ No. 301

**A Head of Ourselves: Who Are We!**

*Everywhere we go people want to know who we are. So we SHOW them! Participants will learn a mixed media self portraiture lesson that lets students introduce themselves to each other by showing the unique sights, sounds, ideas and images that fill their own head. Within a big portrait of their heads, students illustrate what they like to see, hear, eat, say, smell and think.*

**Presenter(s):** Tina Clark

**Audience:** Elementary

**Location:** Forum East 2

Saturday - 8:00-10:00 am

Mini Studio

\$ No. 302

**Learning Japanese, If You Please**

*Three easy and inexpensive lessons that use Japanese influence to teach art, social studies and science will be provided: watercolors and Japanese writing influenced by Japanese Masters like Hokusai; Japanese Fish Kites made from tissue paper; and Kokeshi Dolls 2 ways (recycled material and clay).*

**Presenter(s):** Joella Lowe; Linda Robinson; Terese Whittaker

**Audience:** All

**Location:** Forum West 1

Saturday - 8:00-10:00 am

Mini Studio

\$ No. 303

**Pages in Stages**

*Less time in the classroom means we need to journal in stages. Participants will learn creative journaling techniques to increase students' desire to take risks. All materials provided by Strathmore and Art Systems.*

**Presenter(s):** Gail Russakov

**Audience:** Middle; High

**Location:** Forum West 2

Saturday - 8:00-10:00 am

Mini Studio

\$ No. 304

**Crayons to Computers: An Introduction to Technology as a Medium in the Art Room**

*In this workshop, participants will create an introductory project via Artweaver, a free for educational use software program that will work best in schools*

*where budget is always a concern. Various introductory projects will be presented along with information on introducing the medium of technology to elementary students in the art room. No computer art software skills needed to attend. Bring a Windows based laptop computer to participate in the hands-on activity.*

**Presenter(s):** Joanne Baquedano

**Audience:** Elementary

**Location:** Symposium East

Saturday - 8:00-10:00 am

Mini Studio

\$ No. 305

**Booking Elements and Principles**

*Create squash and accordion books using scrap mat board, fabric samples and banner paper. Your students can use these books to illustrate notes on the Elements and Principles of Art, or mini project planning.*

**Presenter(s):** Patricia Beach

**Audience:** Middle; High

**Location:** Symposium West


# CRIZMAC

## Bringing You and Your Students The World Through Art Resources • Folk Art • Travel

**Resources** include curriculum, books, DVDs and more.



Outstanding **Folk Art**, from Africa, Asia, Mexico, and more.




Travel with us to Oaxaca, Mexico for our final tour of 2010. Visit [CRIZMAC.COM](http://CRIZMAC.COM) > Travel for details.



To order or request a catalog call **1-800-913-8555**, or visit [CRIZMAC.COM](http://CRIZMAC.COM) > **Shop Our Catalog**

CRIZMAC Art & Cultural Education Materials, Inc.



**"Schools offering students the most access to arts education have the highest graduation rates."**  
—Staying in School, study done by the NYC Public Schools

The viewing, analysis, and creation of artworks provides students with an entry into experiencing academic success in all subjects. **Davis publications** provides teachers with effective support that strengthens their art curriculum and reinforces skills in other academic subject areas as well.



For more information, visit [davisart.com](http://davisart.com)  
800-533-2847 [contactus@davisart.com](mailto:contactus@davisart.com)





**Saturday - 8:00 am-10:00 am**  
**Mini Studio** \$ No. 306  
**Recycling Image, Text and Structure**  
*Participants will construct a tunnel book using vintage books/magazine pages and ephemera (maps, sheet music, sewing patterns, photographs) and other interesting found odds and ends suitable for this interactive structure.*  
**Presenter(s):** Karen Davies  
**Audience:** High  
**Location:** Legacy South 2

**9:00 am-1:00 pm**  
**Commercial Exhibit Hall Open**  
**Location:** Legends Ballroom

**Saturday - 9:00 am-12:00 pm**  
**Half Day Studio** \$ No. 307  
**Art Has Sole**  
*TOMS shoes inspired this service learning project allowing participants' creative juices to come alive as they become shoe designers. (Participants need to bring canvas shoes).*  
**Presenter(s):** Beth Goldstein; Carolina Lorenzo-Romeu  
**Audience:** All  
**Location:** Forum East 3

**Saturday - 9:00 am-12:00 pm**  
**Half Day Studio** \$ No. 308  
**No Glue Books!**  
*This is a budget-friendly project that will show participants how students can create their own books. The books can be used as sketchbooks, journals, scrapbooks, photo albums, etc. They also make great gifts. This is something students love to learn because they will be able to take it home and recreate it as many times as they like.*  
**Presenter(s):** Linze Pattison  
**Audience:** Middle; High  
**Location:** Forum West 3

**Saturday - 9:00 am-12:00 pm**  
**Half Day Studio** \$ No. 309  
**From "OP" Drawing to "OP" Sculpture with Printmaking in Between**  
*Learn how to get four related projects from one lesson on "OP" Art. This is a great lesson for general art classes in middle and high school. Attendees will start with a simple "OP" drawing, use the drawing to create a printing plate, make a series of prints and then use the same "OP" drawing to make an "OP" sculpture.*  
**Presenter(s):** David Brown; Barbara Davis  
**Audience:** Middle; High  
**Location:** Forum East 4

**Saturday - 9:00 am-12:00 pm**  
**Half Day Studio** \$ No. 310  
**Painting Techniques and Tips with an Original Highwaymen Artist, R.L. Lewis**  
*This is a painting workshop with original Highwaymen artist, R.L. Lewis, in the famed "wet on wet" technique. R.L. Lewis is a 2004 inductee into the Florida Artist Hall of Fame. Please bring an easel and one canvas.*  
**Presenter(s):** R.L. Lewis  
**Audience:** All  
**Location:** Symposium Boardroom

**Saturday - 9:00 am-12:00 pm**  
**Half Day Studio** \$ No. 311  
**Wax On, Wax Off!**  
*Encaustic painting with melted bees-wax will be taught using color layers, incising, charcoal drawing and collage techniques which create rich texture and depth in wax medium. Workshop includes demonstration, lesson plans, techniques, resources, safety and two projects. Participants are to bring found objects, photos, apron, sketches (3x3 or smaller) and collage materials.*  
**Presenter(s):** Barbara Smith; Shelley Harris  
**Audience:** High  
**Location:** Traditions

**Saturday - 9:00-10:00 am**  
**Art Forum** FREE  
**Don't Freak Out Because You're a New Art Teacher**  
*This forum will focus on novice teacher support. For each day of the conference, meet for one hour with a team of NBCTs to be mentored and get tips on classroom management, time management, curriculum writing and planning, instructional strategies, planning a field trip, art on the cart, and so on. The sky is the limit. Come, ask, ventilate and learn the ropes.*  
**Presenter(s):** Mark Rosenkrantz; Lourdes Fuller  
**Audience:** All  
**Location:** Legacy North 1

**Saturday - 9:00-10:00 am**  
**Art Forum** FREE  
**The International Baccalaureate Visual Arts Program**  
*This session examines the IB visual arts program with detailed information on facilitating the studio and investigative workbook components. Sample curriculum and workbooks will be available for review. The session will provide each*

*participant with a framework for advancing their own program development.*  
**Presenter(s):** Jackie Henson-Dacey  
**Audience:** High  
**Location:** Legacy North 2

**Saturday - 9:00-10:00 am**  
**Art Forum** FREE  
**Altered Composition Book**  
*Learn about an altered book unit conducted with 8th grade students. This workshop will demonstrate how you can incorporate design elements and principles, like collage, montage and mixed media, into fun projects. Presenter will also provide information on how to integrate other subjects such as language arts.*  
**Presenter(s):** Diana Baize  
**Audience:** Middle  
**Location:** Legacy South 1

**Saturday - 9:00-10:00 am**  
**Art Forum** FREE  
**VBMA 2.0 - Learning about Art and Artists in the 21st Century**  
*Discover the power of interaction and participation in this new website from the Vero Beach Museum of Art. The VBMA 2.0 Project is a set of special web-based interactive learning experiences to make learning about art accessible, relevant, interesting and fun for students, educators, and life-long learners in Florida and beyond.*  
**Presenter(s):** J. Marshall Adams  
**Audience:** All  
**Location:** Salon 1

**Saturday - 9:00-10:00 am**  
**Art Forum** FREE  
**Redefining the 3 R's: Reading, Writing and Art**  
*Fostering Literacy Through Art (PW) and Image-Making Within The Writing Process (IM) are two art-and-literature-based approaches to writing that have been proven effective, particularly for at-risk learners. After engaging participants in a short experiential activity to make them aware of the important role that learning styles play in student achievement, participants will be introduced to PW and IM via a lively DVD which will take viewers into the classroom. A brief overview of our research will also be shared.*  
**Presenter(s):** Colleen Schmidt  
**Audience:** Elementary  
**Location:** Salon 2

(Continued on page 26)



## conference schedule

**Saturday - 10:15-11:15 am**  
**Art Forum** **FREE**  
**The Many Shades of Green: Science, Nature and Art Connections**  
*Discover the natural connections that are made through a science, nature and art integrated curriculum and identify ways in which students can become part of the global green movement.*  
**Presenter(s):** Karen Nobel  
**Audience:** Elementary  
**Location:** Legacy North 1

**Saturday - 10:15-11:15 am**  
**Art Forum** **FREE**  
**Web Design Made Easy**  
*Learn the basic ways of developing web pages using templates for your art class. The process of web design can be compared to a Powerpoint presentation. The following three stages, planning, modeling and execution, will increase the chances of creating a website.*  
**Presenter(s):** Gus Morcate  
**Audience:** All  
**Location:** Legacy North 2

**Saturday - 10:15-11:15 am**  
**Art Forum** **FREE**  
**Visiting Artist Day**  
*This presentation will discuss how to set up a visiting artist day at your school. From inviting the artists to scheduling the demonstrations to contacting the media to follow up will be discussed. An elementary school that has had 25 visiting artists will be used as an example.*  
**Presenter(s):** Rebecca Herzog  
**Audience:** All  
**Location:** Legacy South 1

**Saturday - 10:15-11:15 am**  
**Art Forum** **FREE**  
**Going Beyond the Boundaries**  
*This presentation will explore best practices in art education, discussing the theory of teaching students how to go "Beyond the Boundaries" in their artwork. The presentation will include a discussion in composition criteria, art criticism, assessing student artwork and use of rubrics.*  
**Presenter(s):** Mabel Morales; Linda Mangual; Rosa Ansoleaga  
**Audience:** All  
**Location:** Salon 1

**Saturday - 10:15 am-12:15 pm**  
**Mini Studio** **\$ No. 312**  
**Fashion Workshop**  
*A workshop on art and fashion presented by The Art Institute of Miami. More detailed description to come.*  
**Presenter:** TBA  
**Audience:** High; College/University  
**Location:** Legacy South 2

**Saturday - 10:15 am-12:15 pm**  
**Mini Studio** **\$ No. 313**  
**Eat My Art!**  
*Participants will be taken on an artistic journey into a world where culinary students learn to create beautiful artwork that is edible and full of life. Like a young artist learning how to understand medium, culinary students must understand how to use foods, pair flavors and follow fundamental techniques. The culinary and art world have more in common than you think. Let's explore this journey together.*  
**Presenter:** Chef Les Eckert  
**Audience:** High; College/University  
**Location:** Salon 3

**Saturday - 10:15 am-12:15 pm**  
**Mini Studio** **\$ No. 314**  
**The Art of Colored Pencils**  
*Colored pencils are often an unappreciated art. This workshop will remind you how amazing this medium can be. Participants will learn tips and techniques for using colored pencils including technical exercises for use in the classroom. Come rediscover this beautiful art form.*  
**Presenter(s):** Melissa Nece  
**Audience:** Middle; High; College/University  
**Location:** Forum East 2

**Saturday - 10:15 am-12:15 pm**  
**Mini Studio** **\$ No. 315**  
**Matting, Mounting and More**  
*Present art work in the best possible light. Learn or refine your matting, mounting and framing techniques. A variety of aesthetics choices from the color of the mat board to how a work of art is placed in the frame as well as archival consideration for materials will be covered. Participants are encouraged to bring a small work on paper, maximum 11x14, to mat in the workshop.*  
**Presenter(s):** Joanne Logg  
**Audience:** All  
**Location:** Legacy South 3

**Saturday - 10:15 am-12:15 pm**  
**Mini Studio** **\$ No. 316**  
**Timesaving Tips and Techniques**  
*Short on time and money? Don't know where to begin? This workshop begins with practical ideas for the busy art teacher, followed by a studio session that explores the rich variations possible in the geometric division of the simple square in "The Sacred Geometry of Islamic Tile."*  
**Presenter(s):** Nan Williams  
**Audience:** Elementary  
**Location:** Forum West 1

**Saturday - 10:15 am-12:15 pm**  
**Mini Studio** **\$ No. 317**  
**Origami Basics: Flipping Over Folds**  
*Does your origami paper end up crumpled in the wastebasket? Learn the basics as we fold animals found in art works and literature. Test your math skills by folding a cube. Your K through 5 students will be flipping over folds!*  
**Presenter(s):** Gayle Bodle-Rhoades  
**Audience:** Elementary  
**Location:** Forum West 2

**Saturday - 10:15 am-12:15 pm**  
**Mini Studio** **\$ No. 318**  
**Out of the Box and Bag**  
*Thinking outside of the recycled box and paper bag. This workshop will offer many fun activities using grocery bags and cereal boxes. Books, bugs, birds, hats, robots, rockets...it is endless. When you think outside of the box and bag there will be no limits to what creativity can come from this hands-on playful workshop.*  
**Presenter(s):** Catherine Cross Tsintzos  
**Audience:** Elementary  
**Location:** Symposium East

**Saturday - 10:15 am-12:15 pm**  
**Mini Studio** **\$ No. 319**  
**Sketchbook/Journal Activities**  
*Learn how to get your students more engaged in their sketchbooks/journals. Several different concepts and techniques will be shared and demonstrated to get students to put more time and effort into their assignments. The assignments will encourage a more personal approach to class-given activities. Please bring a sketchbook with you.*  
**Presenter(s):** Paula Ferrell  
**Audience:** Middle; High  
**Location:** Symposium West



**Saturday - 11:30 am-12:30 pm**  
**Art Forum** **FREE**  
**Super-Fast Clay Projects**

*A demonstration of how to create hand-built clay projects that are ready to dry in 40 minutes or less. More than 15 different clay projects designed for students in K-5 will be demonstrated.*

**Presenter(s):** Emily Lees  
**Audience:** Elementary  
**Location:** Legacy North 1

**Saturday - 11:30 am-12:30 pm**  
**Art Forum** **FREE**  
**Introduction to Filmmaking**

*Have you ever thought filmmaking would be fun, but how would it work in my classroom? What topics should I choose or story could they tell? What are the steps to putting a film together? What hardware and software do I need? This workshop will give you an idea of what filmmaking is all about and how to begin.*

**Presenter(s):** Heather Rayius  
**Audience:** Middle; High  
**Location:** Legacy North 2

**Saturday - 11:30 am-12:30 pm**  
**Art Forum** **FREE**  
**Spectacular Sketchbooks - Pancake3/ Writesketch Program**

*This presentation will introduce art educators to new and innovative strategies that are used to motivate students to write through the visual arts. Participants will actively engage in discussions and presentation on a variety of sketchbooks. The presenter will also discuss the collaboration between community partners and the pancake3 project.*

**Presenter(s):** Mabel Morales; Linda Mangual  
**Audience:** All  
**Location:** Salon 1

**Saturday - 11:30 am-12:30 pm**  
**Art Forum** **FREE**  
**The Texture Game Art Program**

*A unique art program for all ages that focuses on the element of design and texture while exercising students' sense of touch as well as focus, concentration and perseverance. The most challenging class will be authentically engaged through this program.*

**Presenter(s):** Susan Polodna  
**Audience:** All  
**Location:** Salon 2

**Saturday - 1:15-2:30 pm**  
**General Session II**  
**Keynote Speaker:** Jacqueline Roch  
**Location:** Salons 1 & 2

**Saturday - 2:45-3:45 pm**  
**Elementary School Division Meeting**  
**Location:** Legacy North 1

**Saturday - 2:45-3:45 pm**  
**Middle School Division Meeting**  
**Location:** Salon 3

**Saturday - 2:45-3:45 pm**  
**High School Division Meeting**  
**Location:** Legacy South 1

**Saturday - 2:45-3:45 pm**  
**Higher Education Division Meeting**  
**Location:** Forum East 3

**Saturday - 2:45-3:45 pm**  
**Museum Division Meeting**  
**Location:** Forum West 3

**Saturday - 2:45-3:45 pm**  
**Retirees Division Meeting**  
**Location:** Forum East 4

**Saturday - 4:00-5:00 pm**  
**Curriculum Fair: Elementary**  
*Exchange lesson plans with your fellow members.*  
**Location:** Legacy North 1

**Saturday - 4:00-5:00 pm**  
**Curriculum Fair: Middle and High School**  
*Exchange lesson plans with your fellow members.*  
**Location:** Legacy North 2

**Saturday - 4:00-5:00 pm**  
**Big Give Away for New Art Educators and First Time Conference Attendees**  
*Retirees, vendors, arts organizations and FAEA members all share useful art treasures with our newest educators who have been teaching 3 years or less or first time conference attendees. This is FAEA's gift to you to welcome you to conference.*  
**Location:** Legacy South 2

**Saturday - 4:00-5:00 pm**  
**Museum Resources Exchange**  
*An exchange of resources for art teachers provided by museum educators.*  
**Location:** Legacy South 2

**Saturday - 6:00-7:30 pm**  
**Members Only: FAEA Visual Art Digital Exhibition and Reception**  
**Location:** Legends Ballroom





## 2010 FAEA CONFERENCE REGISTRATION INFORMATION

PRE-REGISTRATION for the 58th Annual Florida Art Education Association (FAEA) Conference may be made online at [www.faea.org](http://www.faea.org). The deadline for online registration is 11:59 pm, September 20, 2010. Payment may be made online using either credit card or eCheck.

If you choose to pre-register using the forms in this magazine please make special note of the submission deadline of September 17, 2010 (postmarked). Any registrations received after the postmark deadline will be returned and you must register on-site at the on-site registration price.

Registration Fees	2010 Online Registration	2010 Paper Registration	2010 On-site Registration
Members	\$115.00	\$130.00	\$145.00
Undergraduates	\$30.00	\$45.00	\$60.00
Retired FAEA Member*	–Complimentary Conference Registration–		
All Day Studio	\$30.00	\$45.00	\$60.00
Half Day Studio	\$15.00	\$30.00	\$45.00
Mini Studio	\$5.00	\$5.00	\$5.00
Awards Breakfast	\$30.00	\$30.00	\$30.00
VIP (includes principals, superintendents)*	–Complimentary Conference Registration–		

**\* All Retired FAEA Members and VIP guests must register to attend the conference. Any paid workshops require additional registration and fees.**

- Deadline (postmark date) for paper registration: September 17, 2010
- Deadline (until midnight) for online registration: September 20, 2010

The registration desk opens at 10:00 a.m. on Thursday, October 14, 2010

### CONFERENCE REGISTRATION REFUND POLICIES

1. Full registration refunds are available for cancellation requests made through September 30.
2. No registration refunds will be made for cancellations made after September 30, except for emergency situations. These will be reviewed on a case-by-case basis.
3. Refunds must be requested in writing (e-mail to [membership@faea.org](mailto:membership@faea.org) is acceptable) no later than October 31, 2010. No refund requests will be accepted after this date.
4. Emergency-related requests for refunds must be received no later than November 1. Requests received after that date will not be processed.
5. All refunds will be issued after the conference is completed.

**STOP!! BEFORE YOU FILL OUT THIS FORM - ONLINE REGISTRATION AVAILABLE AT WWW.FAEA.ORG  
FASTER - LOWER RATES - USE CREDIT CARD OR eCHECK!  
ONLINE REGISTRATION LASTS THROUGH 11:59 pm, September 20, 2010**

**58<sup>TH</sup> ANNUAL FLORIDA ART EDUCATION ASSOCIATION CONFERENCE**

October 14-16, 2010 • The Florida Hotel, Orlando

**Registration Information: Register only one person on this form.** Payment in full must accompany this form. This form may be copied. **NO** purchase orders will be accepted without a check attached. Paper pre-registration extends through September 17, 2010 (FINAL POSTMARK DATE). After that date, paper registration will be on-site.

**Member Information**

Name: \_\_\_\_\_ Member ID: \_\_\_\_\_

Home Address: \_\_\_\_\_

City/State: \_\_\_\_\_ Zip Code: \_\_\_\_\_

Telephone: (     ) \_\_\_\_\_ Email: \_\_\_\_\_

**Membership**

You must be a current member of FAEA to register for and attend the 2010 FAEA Conference. The FAEA membership year runs from July 1 - June 30 and your membership must be current in order to process your registration. If your membership has expired, please complete the membership form on page 31 and return it with your conference registration form. If you have questions about your membership, please contact the FAEA office at (850) 205-0068.

**Conference Registration Fees**

	Number		Pre-Registration		Total
Member	1	x	\$130		_____
Undergraduate Student (Full Time Only)	1	x	\$45		_____
Retired FAEA Member	1	x	\$0		_____
Non-teaching spouse of Registered Retired FAEA Member	1	x	\$0		_____
VIP (Principals, School Administrators)	1	x	\$0		_____
	<b>Number of Tickets</b>		<b>Cost per Ticket</b>		
Awards Breakfast	_____	x	\$ 30		_____
	<b>Number of Workshops</b>		<b>Cost per Workshop</b>		
All Day Studio (Pay Only for 1st Choices)	_____	x	\$ 45		_____
Half Day Studio (Pay Only for 1st Choices)	_____	x	\$30		_____
Mini Studio (Pay Only for 1st Choices)	_____	x	\$5		_____
			<b>Total for Conference</b>		_____

**Payment Information**

Check enclosed  
Make check payable to FAEA

or

Please charge my credit card

MC      Visa      AMEX      Discover

CC# \_\_\_\_\_

Expiration Date \_\_\_\_\_

Cardholder Name (Print) \_\_\_\_\_

Billing Zip Code \_\_\_\_\_

Signature \_\_\_\_\_

Please return completed conference registration forms and payment to: FAEA, 402 Office Plaza, Tallahassee, FL 32301 or Fax: (850) 942-1793  
For more information: Phone: (850) 205-0068, Email: membership@faea.org, or visit www.faea.org

# 2010 FAEA CONFERENCE PAID WORKSHOP PRE-REGISTRATION FORM

If you are registering for the FAEA Conference by mail, please complete the conference registration form on page 29. If you would like to register for any PAID workshops, which include All Day Studio, Half Day Studio and Mini Studio workshops, then please complete this form as well and include it with your conference registration form. Paid workshops have limited seating, so you must pre-register and pay the fee indicated below to attend. Please indicate in the spaces below the WORKSHOP NUMBER of the paid workshops you would like to attend. Workshops are on a first-come, first-serve basis, so list three choices for each time you would like to take a paid workshop. If your first choice is already filled then you will be registered for your second or third choice depending on availability.

**Note: Please pay for first choices only. Do not pay for second and third choices. You can also pre-register for workshops online at [www.faea.org](http://www.faea.org).**

### ALL DAY STUDIO \$45 PER WORKSHOP

Date/Time	Choice 1	Choice 2	Choice 3	Amount
Friday, 9:00 am - 4:00 pm				
<b>Total</b>				

### HALF DAY STUDIO \$30 PER WORKSHOP

Date/Time	Choice 1	Choice 2	Choice 3	Amount
Thursday, 1:00 - 4:00 pm				
Thursday, 4:30 - 7:30 pm				
Friday, 9:00 am - 12:00 pm				
Friday, 1:00 - 4:00 pm				
Saturday, 9:00 am - 12:00 pm				
<b>Total</b>				

### MINI STUDIO \$5 PER WORKSHOP

Date/Time	Choice 1	Choice 2	Choice 3	Amount
Thursday, 1:00 - 3:00 pm				
Thursday, 3:30 - 5:30 pm				
Thursday, 5:45 - 7:45 pm				
Friday, 8:00 - 10:00 am				
Friday, 10:15 am - 12:15 pm				
Friday, 1:30 - 3:30 pm				
Saturday, 8:00 - 10:00 am				
Saturday, 10:15 am - 12:15 pm				
<b>Total</b>				

## WORKSHOP FEES AND REFUNDS

At the FAEA Conference—Paid Workshop tickets, once purchased, are non-refundable except under the following circumstances:

1. When paper pre-registration is used it is possible for a member to over-pay for workshop reservations, e.g. the member's first choice is a \$45.00 workshop that is full. If the member's second choice is a \$30.00 workshop the member has a credit of \$15.00 or if the member did not indicate a second choice then there is a \$45.00 credit. This credit can be applied at the conference registration desk for one or more workshops that still have open seats, or the member may request a refund of the full or partial credit amount depending on the choices made by the member. Once the credit is used to purchase tickets to another conference event the money is non-refundable.
2. The converse of item #2 is also possible: If a member's first choice is a \$30.00 workshop and it is full, and the second choice is a \$45.00 workshop then the member will be registered for their second choice, but will be required to pay the remaining amount due at the conference registration desk when they pick up their registration package.
3. Every effort will be made to transfer/honor second and third choice workshops. If a first choice workshop is full, and fees are applied to a second or third place workshop, these fees are not refundable.
4. Purchased workshop tickets may be exchanged for a different workshop with other conference attendees through the message board located at Conference Registration. Registration workers are not responsible for making or arranging for these exchanges.
5. Open (unsold) workshop seats will be posted at the Conference Registration desk. Tickets are available on a first-come-first serve basis and are not refundable.
6. Workshop tickets are a guarantee of placement. No-show seats cannot be resold.
7. Tickets to a workshop that is cancelled may be exchanged or refunded.

# FLORIDA ART EDUCATION ASSOCIATION

## MEMBERSHIP APPLICATION

JULY 1, 2010 - JUNE 20, 2011

New Membership       Renewal Membership       NBCT

(Please print or type)

Name \_\_\_\_\_

Home Address \_\_\_\_\_

Home City \_\_\_\_\_ State \_\_\_\_\_ Zip \_\_\_\_\_

Home Telephone \_\_\_\_\_

Home Email \_\_\_\_\_

Work Name \_\_\_\_\_

Work Address \_\_\_\_\_

Work City \_\_\_\_\_ State \_\_\_\_\_ Zip \_\_\_\_\_

Work Telephone \_\_\_\_\_ Fax \_\_\_\_\_

Work Email \_\_\_\_\_

County \_\_\_\_\_ Position \_\_\_\_\_

Please check the ONE most appropriate division:

- Elementary
- Middle School
- High School
- Museum Education
- Administrator/Supervisor
- Higher Education
- Retired

Are you a Practicing Artist?  Yes  No

If Yes, Medium: \_\_\_\_\_

Mail materials to  Home  Work

Email materials to  Home  Work

Please check only ONE membership choice:

FAEA Active \$45 \_\_\_\_\_

FAEA Introductory \$35 \_\_\_\_\_

\*\*First time members only - never, ever been a member

FAEA Retired \$20 \_\_\_\_\_

Undergrad Student\* \$20 \_\_\_\_\_

\*Enclose photocopy of Student ID

Associate Membership (non-voting)

Individual \$45 \_\_\_\_\_

Organization \$150 \_\_\_\_\_

**TOTAL** \$ \_\_\_\_\_

Please complete your credit card information below:

MC  Visa  AMEX  Discover  Exp. Date \_\_\_\_\_

CC# \_\_\_\_\_ Billing Zip Code \_\_\_\_\_

Cardholder Name (PRINT) \_\_\_\_\_

Signature \_\_\_\_\_

Or Enclose a check payable to : Florida Art Education Association

Mail or Fax completed form and payment to:

Florida Art Education Association • 402 Office Plaza • Tallahassee, Florida 32301-2757

Fax: (850) 942-1793



## CONFERENCE LOGO DESIGN SELECTED

Congratulations to Colleen Holland! Her submission was chosen to serve as the 2010 FAEA Conference logo. Thank you to all of the members who sent in a design!

## STUDENT MEET AND GREET WITH FUTURE EMPLOYERS

At the 2010 conference, FAEA will host its first annual meet and greet for district personnel and potential employees, our juniors and graduating seniors in Florida who are majoring in art education. Students, this is your chance to meet the people who are behind the hiring in Florida!

Supervisors and Resource Specialists, this is your chance to meet potential new employees and share the expectations you hold about hiring. Supervisors and district personnel will be able to give students who

are majoring in art education a snapshot of their area, cost of living, leisure time activities and what potential job openings are on the horizon for graduating seniors.

Students, this is your chance to learn about the school districts in Florida, who does the hiring and how the process works. Get tips on interviews from the people who know what counts in an interview.

District personnel and students plan to be present on Friday afternoon for this event. Get a head start on the 2011 school year!

## CURRICULUM FAIR

Our conference theme this year is Everything Old is New Again, and what could be more fitting than debuting a Curriculum Fair at our 2010 FAEA Conference. At the Curriculum Fair, members will have an opportunity to bring a display of a favorite lesson plan with 30 handouts to share. We learn best by seeing what other people do in their classroom and exchanging ideas with one another.

The Curriculum Fair will be held right after our Division meetings. All members who participate will be able to discuss ideas, exchange lesson plans and network with one another. Bring your lesson plan displayed on a presentation board that can be placed on a table top. Include the how to do photos and some student examples. Participants should also bring your camera to get pictures of the great ideas you see. Your Division Directors will send out more information as we get closer to conference time.

If you come to conference and have never presented this is your chance to start. Join your board members and other conference participants as we kick off our first Curriculum Fair!

## ARTIST BAZAAR

The FAEA Member Artist Bazaar will once again be held during the annual conference. Members and local associations will have an opportunity to sell their artistic creations during the Artist Bazaar that will take place on Friday, October 15, 2010, from 6:00 pm-7:30 pm at The Florida Hotel.

You must be a current member of FAEA to participate. Space must be reserved in advance and will not be available at the conference. To reserve your space, please complete the Artist Bazaar application (which can be found online at [www.faea.org](http://www.faea.org)) and pay a \$25 fee. You will receive a 6 foot table to display and sell your wares.

The completed application form and payment must be postmarked by October 1, 2010. Visit [www.faea.org](http://www.faea.org) and go to the Conference menu item to find the Artist Bazaar application.

*Essential*  
**Art Products.com**

**FREE**  
Shipping on orders  
over \$200.00  
Email Us For FREE Samples  
Of Our Block Printing  
Products!

[www.essentialartproducts.com](http://www.essentialartproducts.com)



## MEMBERS ONLY: FAEA DIGITAL EXHIBITION

In an effort to showcase our member artists, we are offering the 2010 FAEA Member Digital Exhibition. Much like our K-12 exhibition, this will be

completely digital. The entries will be displayed digitally during the Members Only: FAEA Digital Exhibition Reception at the 2010 FAEA Conference on Saturday, October 16, from 6:00 – 7:30 pm. To submit an entry, visit [www.faea.org](http://www.faea.org) to download an entry form. Information can be found under the “Conference” Menu item. Entries are due August 31<sup>st</sup>.



## We need YOU!

Help FAEA become the best association for its members.

### How can you help?

Invite a colleague, new art teacher, community artist or museum educator to join FAEA or if they were a member before encourage them to renew their membership.

Check out the FAEA website at [www.faea.org](http://www.faea.org) for legislative updates, new research in arts education and the latest headlines and deadlines.

Last, but not least communicate the importance of learning in the visual arts.

florida news & notes

## THE UNIVERSITY OF FLORIDA LAUNCHES ONLINE MASTER OF ARTS IN ART EDUCATION

The University of Florida (UF) College of Fine Arts announces the new online Master of Arts in Art Education degree program with classes beginning in July. UF's online Master's in Art Education program develops art educators, artists, and art advocates who are uniquely positioned to thrive in varied modern learning environments as transformative art educators. The program's unique curriculum emphasizes the development of teaching techniques alongside studio courses that challenge students to develop their art, learn new art making techniques, and methods of instruction. Through the program, students discover and explore ways that digital technologies can be used to deliver impactful art learning experiences.

The program's online format delivers a robust educational experience that is flexible and accessible for working professionals who need to work while completing their degree.

In addition to the traditional curriculum, the online Masters in Art Education program offers the Educator Preparation Institute (EPI) Track, which prepares individuals to receive teaching certification in Florida's public schools. For more information, please visit the program's new website at <http://www.education.arts.ufl.edu>.

Naea

*Advancing Art Education*

# SAVE THE DATE

## 2011 NATIONAL ART EDUCATION ASSOCIATION (NAEA) NATIONAL CONVENTION

**MARCH 17-20, 2011**  
SEATTLE, WASHINGTON

### Advertisers In This Issue

Axner/Laguna Clay Company.....	12
Blick Art Materials .....	17
Crizmac.....	25
Crystal Productions .....	10
Davis Publications.....	25
Essential Art Products .....	32
Ringling College of Art .....	IFC and Design
Savannah of College of Art .....	OBC and Design
University of Florida.....	IBC

The publisher does not endorse any particular company, product or service. FAEA is not responsible for the content of any advertisement and reserves the right to accept or refuse any advertisement submitted for publication. Advertiser information can be found at [www.faea.org](http://www.faea.org).

### THE SECOND WEEK IN SEPTEMBER DESIGNATED "ARTS IN EDUCATION WEEK"

The U.S. House of Representatives passed H.Con.Res. 275, legislation designating the second week of September as "Arts in Education Week." Authored and introduced by California Representative Jackie Speier (D-CA), this resolution is the first Congressional expression of support celebrating all the disciplines comprising arts education. This is a very positive showing of support for arts education and comes at a key time when Congress is making plans to overhaul federal education policy.

The resolution seeks to support the attributes of arts education that are recognized as instrumental to developing a well-rounded education such as creativity, imagination and cross-cultural understanding. It also highlights the critical link between those skills and preparing our children for gaining a competitive edge in the global economy. This is an important message for policy makers to acknowledge as they prepare to reauthorize federal education policy. As a House resolution, the bill does not require signature by the President upon its passage.



## What's Your Canvas?

### IS YOUR CANVAS YOUR STUDENTS? YOUR ART? YOUR COMMUNITY?

A Masters in Art Education from the University of Florida will transform you and give you the tools to take your canvas further than you ever dreamed possible.

Learn to thrive and adapt within the modern classroom, explore the impact that visual culture and digital media have upon children and their learning, investigate big questions, enhance your personal art making, and develop innovative teaching methods.

Our two-year online program will prepare you to teach art in K-12 schools and in other educational contexts.

Visit [education.arts.ufl.edu/FAEA](http://education.arts.ufl.edu/FAEA) or call **1.877.273.1290** to speak with an Enrollment Advisor.

**Inspired?**

Grant Boutette, Little Rock, Arkansas, Crown, photography



## THE MOST COMPREHENSIVE ART AND DESIGN UNIVERSITY

The Savannah College of Art and Design provides students with an environment that promotes learning, growth and creativity. Learn about the application process and explore online resources for prospective students.

[scad.edu/admission](http://scad.edu/admission)

**SCAD**

The University for Creative Careers<sup>®</sup>