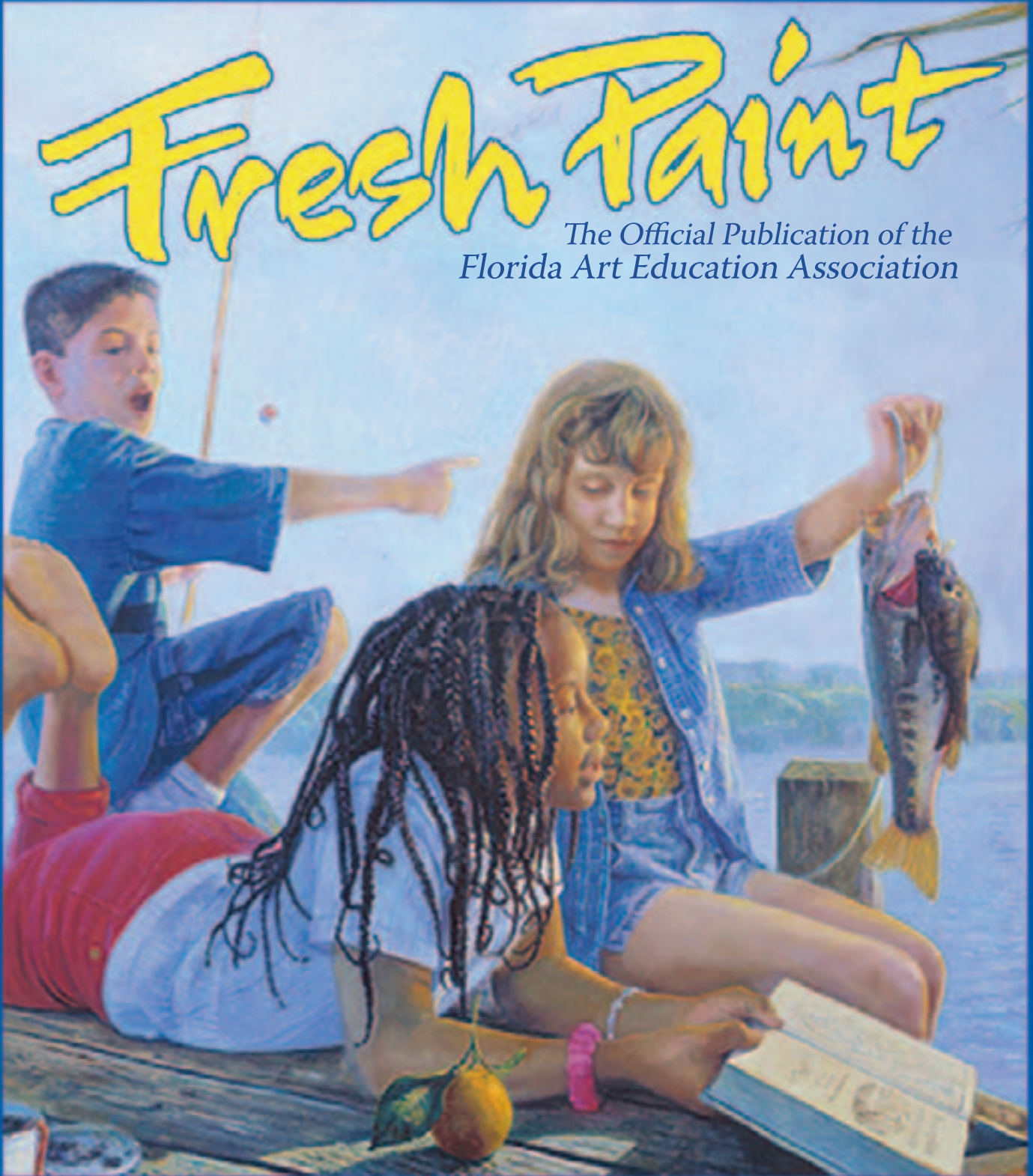


Volume 24 / Issue 3

FALL • 2004

Fresh Paint

The Official Publication of the
Florida Art Education Association



Detail from "A New Age" by Christopher M. Still



FAEA CONFERENCE REGISTRATION
Florida Art Education Association
St. Petersburg • Florida
October 14 - 17 2004

2004 FAEA Conference Calendar of Events

Wednesday October 13	Thursday October 14	Friday October 15	Friday October 15	Friday October 15	Saturday October 16	Sunday October 17
<p>Pre-Conference</p> <p>1:00 - 5:00PM Supervision Meeting</p> <p>Florida Art Education Association</p> <p>"A Brush With History"</p> <p>52nd Annual Conference St. Petersburg</p> <p>October 14-17 Hilton 333 1st Street S St. Petersburg, FL 33701</p> <p>Reservations 727-894-5000 800-944-5500</p>	<p>8:00AM - 5:00PM Registration Open</p> <p>9:00AM - 4:00PM All Day Workshop</p> <p>9:00 - 12:00PM Major Workshop Mini Workshops Special Sessions</p> <p>1:00 - 4:00PM District Assembly Major Workshops Mini Workshops Special Sessions</p> <p>4:15 - 5:45PM General Session The Status of Arts Education in Florida</p> <p>6:00 - 8:00PM Museum Hop Reception Museum of Fine Arts Salvador Dali Museum</p> <p>7:00 - 10:00PM Major Workshops Mini Workshops Special Sessions</p>	<p>8:00AM - 5:00PM Registration Open</p> <p>8:00AM - 4:00PM Commercial Exhibits Open</p> <p>8:30PM Buses Depart for Off-Site Workshops</p> <p>9:00AM - 4:00PM All Day Workshop</p> <p>9:00 - 12:00PM Major Workshop Mini Workshops Special Sessions</p> <p>12:00PM Box Lunch Lobby</p> <p>12:30PM Buses Depart for Off-Site Workshops</p> <p>1:00-4:00PM Major Workshops Mini Workshops Special Sessions</p>	<p>4:15 - 5:45PM General Session Keynote Speaker Christopher M. Still "Finding the Path from Crayons to Careers"</p> <p>5:45PM Buses Depart for FAEA Juried Exhibition</p> <p>6:00 - 8:00PM FAEA Juried Exhibition and Reception Sponsored by Ringling School of Art and Design</p> <p>8:00-10:00PM Mini Workshops Special Sessions</p>	<p>7:30AM - 9:00AM SRA/McGraw Hill Breakfast</p> <p>8:00AM - 12:00PM Commercial Exhibits</p> <p>9:00AM - 9:50PM Special Sessions</p> <p>9:00AM - 9:50PM Division Meetings</p> <p>12:00PM Box Lunch Lobby</p> <p>12:30PM Buses Depart for Off-Site Workshops</p> <p>1:00-4:00PM Major Workshops Mini Workshops Special Sessions</p> <p>6:30 - 7:30PM Pre Gala Reception Sponsored by Art Institute of Fort Lauderdale</p> <p>7:30 - 11:00PM A Brush with History Gala</p>	<p>9:00AM-12:00PM Major Workshops Mini Workshops Special Sessions</p> <p>12:00 - 3:00PM Pick up FAEA Artwork</p> <p>Florida Art Education Association</p> <p>"A Brush With History"</p> <p>52nd Annual Conference St. Petersburg</p> <p>October 14-17 Hilton 333 1st Street S St. Petersburg, FL 33701</p> <p>Reservations 727-894-5000 800-944-5500</p>	

Florida Art Education Association 2004 Conference

St. Petersburg, Florida October 14-17

A Brush with History

New This Year

Register Online at www.faea.org

Conference Highlights

180 Conference Events

4 All Day Workshops • 38 Major Workshops

14 Major Workshops by local artists held at The Arts Center

120 FREE Mini workshops, Special Interest Sessions, Meetings, General Sessions

Literacy and FCAT connections throughout the Conference

Tour and reception at Museum of Fine Arts and Salvador Dali Museum

Commercial Exhibits

Status of Arts Education Session

Breakfasts sponsored by Savannah College of Art and SRA/McGraw Hill

FAEA Juried Exhibition and Reception

sponsored by Ringling School of Art and Design

Convenient Box Lunches Friday and Saturday

A Brush with History GALA-dinner, dancing and entertainment

Key Note Speaker

Christopher M. Still, Artist

Make your Reservations NOW

Hilton

St. Petersburg

333 1st Street South

St. Petersburg, Fl 33701

Conference rate \$99 single/double

Call 727-894-5000

FAEA Rate in effect until September 12, 2004

Thursday • October 14 • Paid Workshops

9:00AM - 4:00PM All Day Workshop \$ No. 105

Mastering The Landscape

William Ritzi, Florida International University

Enhance your use of composition, color theory and technique as you complete a landscape painting in oils, using multiple layers of vibrant color. Bring quality landscape photos. Materials provided. No experience required.

Audience: All Focus: Best Practices

9:00AM - 12:00PM Major Workshop \$ No. 103

Mexican Folk Arts

Dana Smalley, Safety Harbor Middle

Linda Wallen, Coachman Fundamental Middle

Take a mini art vacation to sunny Mexico with two folk art projects! Learn the history and create a Huchiol beaded project and a whimsical wooden Oaxacan animal.

Audience: Middle Focus: Best Practices

9:00AM - 12:00PM Major Workshop \$ No. 106

Artist Trading Cards Problem

Pat Miles, Spruce Creek High School

View examples, then plan and construct a series of artist trading cards using collage techniques and mixed media. These cards can be used across the disciplines as well as for personal use (to trade)

Audience: Middle/High/Museum Focus: FCAT, Literacy

1:00 - 4:00PM Major Workshops \$ No. 126

Drawing And Painting Portraits

David Chang, Florida International University

Specific techniques shared on proportions and skin-tone applications. Participants will observe a demonstration and then create a portrait using the innovative methods.

Audience: All Focus: Best Practices

1:00 - 4:00PM Major Workshops \$ No. 127

Shadow Puppets And Shadow Art For The Art Classroom

Paula Allen, Melrose Elementary

Shadow techniques that will be useful in writing assignments, visual art assignments and for all learning platforms. Workshop time will be fun with a small shadow puppet performance!

Audience: All Focus: Literacy/ Best Practices

1:00 - 4:00PM Major Workshops \$ No. 129

The World Of Digital Photography & Photo Manipulation

Laurence Gartel, Digital Media Arts College

Learn how to enhance photographs through various processes in Photoshop. From special effects to photo retouching, an extensive hands on workshop on digital photography/ photo manipulation and printing.

Audience: High, College/University Focus: Best Practices

1:00 - 4:00PM Major Workshops \$ No. 151

Innovative Glazes And Techniques

Coleen Carey, Mayco Colors

Learn about interesting ceramic glazes and application techniques. Hands on demonstration, attendees will complete 2-3 projects.

Audience: All Focus: Best Practices

7:00 - 10:00PM Major Workshop

\$ No. 153

3/D Shaped Canvas Painting

JoAnn Gross, Dick Blick Art Materials

Techniques for designing and cutting canvas board to create 3D panels and sculpture. Paint available to design a surface.

Audience: High/College/University Focus: Best Practices

Thursdsay • October 14 • Free Sessions

10:00 - 11:50AM Mini-Workshop-110 Minutes Free

Their First Self Portrait

Pat Priscoe East Lake High

A method for beginning drawing students to have a successful experience drawing a self potrait with graphite pencils and chalk on gray paper.

Audience: High Focus: Best Practices

10:00 - 11:50AM Mini-Workshop-110 Minutes Free

Mosaic Art: A Surface Treatment Technique

Marcia Reybitz Clearwater High School

Participants will have an opportunity to create a small mosaic piece. Best practices and technical tips will be given to ensure success of mosaic lesson.

Audience: High Focus: Best Practices

10:00 - 11:50AM Mini-Workshop-110 Minutes Free

3/D Portraits

Meg Carte St. Mary's

Explore a creative way to introduce portraiture by creating 3/D portraits.

Audience: Middle Focus: Best Practices

10:00 - 11:50AM Mini-Workshop-110 Minutes Free

Prang Products Workshops

Mary Kortemeyer Dixon-Prang

Hands on workshop with the Prang Products.

Audience: All Focus: Best Practices

10:00 - 11:50AM Mini-Workshop-110 Minutes Free

Gimee A Break! Easy Literature Based Lessons For You and Your Students

Julie Levesque / Linda Christian Frontier

Easy one and two day lessons that are inspired by books or short literature based videos. Lessons require minimum preparation and materials. Ideal for sub plans or one lesson fillers. Make and Take.

Audience: Elementary Focus: Literacy

10:00-11:50 AM- Mini-Workshop Free

Push, Pull, Stamp Print

Sigrid Lovfald, Perkins Elementary

Learn how to use mat board in ingenious ways to create fabulous results. Make colorful artwork using tempera and no cost tools with hardly any clean up.

Audience: All Focus: Best Practices

**Go to www.FAEA.org
for online registration**

Thursday • October 14 • Free Sessions

1:00-3:50 PM-District Assembly **Free**
Local association representatives and presidents will discuss current visual art education issues and share district information.
Audience: All Focus: Advocacy

1:00-1:50 PM- Special Interest **Free**
What Is the Story Behind The Art?
Karin Gunn, UF graduate/8 PK Yonge Developmental
Digital storytelling provides diverse experiences in narrative writing, group collaboration, and varying levels of digital media literacy.
Audience: All Focus: Best Practices

1:00-1:50 PM- Special Interest **Free**
Creative And Critical Thinking
Nan Williams, University of Central Florida
How can teachers ask effective questions which focus on teaching students not what to think, but how to think? This session explores simple art criticism strategies, problem solving and puzzles.
Audience: All Focus: Best Practices

1:00-2:50 PM- Mini-Workshop **Free**
Integrating Geometry And Art
Carol Ackerson
Alice Haynes, Pinellas Park High School
Learn how an art and math teacher work together to teach one class. Great lesson examples and ideas for integrating geometry and art.
Audience: Middle, High Focus: FCAT/Best Practices

1:00-2:50 PM- Mini-Workshop **Free**
Fused Float Glass Suncatchers Plaques
Rhonda Bristol, Fernandina Beach High School
Here's a chance to put broken picture frame glass to good use. Once back at school, you can put these glass pieces in your kiln on thin fire shelf paper and fire them. We can melt plain glass bottles as well.
Audience: High Focus: Best Practices

1:00-1:50 PM- Special Interest **Free**
Literacy/Advocacy, They Go Hand In Hand
Phyllis Alexandroff, Hillsborough County School District
Hear how the lessons developed by 6-12 teachers specific to reading, can give your program more substance and well deserved recognition.
Audience: Middle/High Focus: Literacy

1:00-2:50 PM- Mini-Workshop **Free**
Combining The Arts On A School Wide Level
Linda Crawley and Beverly Butler
McMullen Booth Elementary
Learn how an art and music teacher joins together to co-teach a themed lesson to the entire school. We combine art, music, literature and more to create a large- scale project.
Audience: Elementary Focus: Advocacy/Best Practices

1:00-2:50 PM- Mini-Workshop **Free**
Monoprints
Judith Evans, Mayport Elementary
Use the monoprint technique for a variety of ages. The same printing lesson and set up can be used to print with a different printing medium that is age-appropriate for the student.
Audience: Elementary/Middle Focus: Best Practices

1:00-2:50 PM- Special Interest **Free**
Showcase Your Student Artwork and Raising Funds for Your Art
Karen Ellsworth Art To Remember
Combine art advocacy with fundraising to showcase your student artwork while raising funds for your classroom art materials. Handouts, lesson plans and examples of successful campaigns.
Audience: Middle Advocacy

2:00-2:50 PM- Special Interest **Free**
School Art Auctions 101
Michelle Crosby and Sigrid Lovfald, Perkins Elementary
Raise money for your art program and raise the self-esteem of budding artists in your school. Learn all the "how to's" of creating an art auction event.
Audience: Elementary/Middle/High Focus: Advocacy

2:00-2:50 PM- Special Interest **Free**
Texture Monoprints
Mary Irene Lee, George Jenkins High
Several printing techniques will be demonstrated that participants may use to develop monoprints. The monoprints will have a history built on several layers of textures surface.
Audience: Middle/High Focus: Best Practices

2:00-2:50 PM- Special Interest **Free**
Walk The Talk
Phyllis Alexandroff, Hillsborough County School District
Learn how art instructors explore the Florida Everglades and brought their experience back to the classroom through lessons involving reading and writing.
Audience: All Focus: Literacy

2:00-2:50 PM-Special Interest **Free**
Sponsor A National Art Honor Society
Connie Phillips, Lecanto High School
Learn the nuts and bolts to getting started and the advantages to sponsoring a NAHS chapter in your school. Don't let your students miss out.
Audience: High Focus: Best Practices

Go to www.FAEA.org
for online registration



PitterPat Face Painting Supplies



PitterPat has been face painting for over 4 years. She also teaches both children and adults the techniques of face painting. She recently won 3rd place in the "Most Original" category at the 2003 International Face Painting Convention with her "Tribute to Picasso."

Welcome to the exciting world of face painting. This art form is one of the hottest and fastest growing trends amongst children and young teens. Even the adults are getting into the act!! However, there are many people face painting at community functions who are using acrylic and poster paint. PLEASE STOP! It is because of my passion for painting and my desire to make sure everyone uses the right paint that I have decided to offer it to everyone who wants to experience the joy of painting someone's face.

These paints are water soluble and are designed specifically for painting on human skin. They are non-toxic and FDA Approved. They are the same paints that many professionals use.

I carry basic palettes, brushes, glitter (a must), and sponges. In October 2004 I will be releasing a basic "How To Face Paint" video offering full instructions to using the paint plus ideas for some great face painting designs.

To Receive PitterPat's Brochure...

Phone: 941-468-9964 or 941-474-4351

Email: pat@englewoodreview.com

**Mail: Newton Studios, Inc, 370 West Dearborn Street, Suite B
Englewood FL 34223**



Visit PitterPat's booth at the 52nd FAEA Conference in October 2004 and learn more about this fun art form!



United Art and Education

Over 80 FREE Project Ideas At UnitedNow.com

Download original art projects for use in your classroom. Each project idea includes photos, step-by-step, age range and detailed instructions, plus a complete list of materials!

Shop Online & Save On Art Materials

Explore 1000s of great products at UnitedNow.com, or call for your Art Materials Catalog. You'll love our fast, friendly service, low prices and Volume Discount Program. Plus, qualifying orders receive FREE shipping.

Call or Sign Up Online
To Receive A FREE Copy of
Our Art Materials Catalog
1 (800) 322-3247



PO Box 9219, Fort Wayne, IN 46899
Fax 1 (800) 858-3247



Purchase Project Materials Online



Visit **UnitedNow.com**

WEBargains

Save even more on selected art products with WEBargains! Visit our website frequently to see what popular items are offered for a limited time, at a special price!

Thursday • October 14 • Free Sessions

3:00-3:50 PM- Special Interest **Free**
ABC's Of Art And Music
Erin Warner, Highland City Elementary
Learn how we incorporated literacy using the ABC's spelling words, books to teach art and music.
Audience: Elementary Focus: Literacy

3:00-3:50 PM- Special Interest **Free**
Why Would Disney Be Interested In The Arts?
Nan Williams, University of Central Florida
The arts are so much a part of our lives that we cannot separate them from everyday experience, yet many view arts as something elitist and remote. This arts appreciation strategy will reach both students and decision-makers.
Audience: All Focus: Best Practices

3:00-3:50 PM- Special Interest **Free**
Art And Literacy Infusion - The Installation
Catherine Wilson, Leila Davis EL and Liz Meyer, San Jose Elementary
Looking for a new approach to infusing art and literacy, take a walk through a Caldecott award-winning book as an example, exploring the environmental installation process. View examples of elementary installations and participate in a hand on book stroll as well.
Audience: Elementary/Middle Focus: Literacy

3:00-3:50 PM- Special Interest **Free**
Cuba Today
Jaci Hanson
View a slide presentation of a recent trip to Cuba. Experience Cuba's art, architecture and culture.
Audience: All Focus: Best Practices

4:00-5:50 PM-General Session
Status of Arts Education in the State of Florida 2004-05

6:00-8:50 PM- Museum Hop
Treat yourself to receptions at the Museum of Fine Arts and Salvador Dali Museum.
Transportation provided.

8:00-9:50 PM- Mini-Workshop **Free**
Glaze Layering
Richard Arnsfield, Spectrum Glazes Inc.
Demonstration and instruction on glaze layering for low fire and stoneware glazes.
Audience: All Focus: Best Practices

8:00-9:50 PM- Mini-Workshop **Free**
Stained Glass Mosaics
Jennifer Newman, Delphi
Using the direct mosaic method, create a stained glass mosaic picture frame. Learn to plan mosaic designs, nip glass, glue and grout. Mosaic methods, supplies, projects, and fundraising ideas discussed.
Audience: All Focus: Best Practices

8:00-9:50 PM- Mini-Workshop **Free**
Dreams You Can Count On-Art and Math
Jaci Hanson, Crayola/Binney Smith
Hands on/standards based art activities to enhance and enrich development of math skills. Wide range of strategies-showcasing Crayola Products-Door Prizes!
Audience: Elementary Focus: Best Practices

8:00-9:50 PM- Mini-Workshop **Free**
Prang Products Workshops
Mary Kortemeyer Dixon-Prang
Hands on workshop with the Prang Products.
Audience: All Best Practices

8:00-9:50 PM- Mini-Workshop **Free**
Kinless Clay - Sculpey
Kathryn K. Darby Mandarin Oaks
Create a bowl using sculpey with colorful canes and learn different uses for sculpey. It bakes in a toaster oven.
Audience: All Best Practices

Friday • October 15 • Paid Workshops

9:00-4:00 PM- All Day Workshop **\$ No.201**
Digitizing Artwork
John Muehl, Art Institute of Tampa
Attendees will practice digitizing artwork and interpret it into an interactive presentation.
Audience: High Focus: Best Practices

9:00-4:00 PM- All Day Workshop **\$ No. 215**
Multicultural Clay Treehouses
Connie Naiman, Columbia High
Hands on clay workshop researching and constructing a clay tree and treehouse depicting a particular culture and/or architectural style. Emphasis on multicultural studies higher order thinking skills and creativity, lesson plans and project extensions included.
Audience: High, College/University

9:00-4:00 PM- All Day Workshop **\$ No. 213**
Solarplate Etching
Myron Hansen, PCCA at Gibbs High School
Learn the process of solarplate etching. Ink, pull, and curate your own limited edition on fine rag paper. (Students will need to bring a personal image to the class for their etching)
Audience: High, College/University Focus: Best Practices

9:00-4:00 PM- All Day Workshop **\$ No. 208**
Alternative Processes
Steve Beverage, The Arts Center
Traditional drawing methods takes a back seat to intuitive response and creative decision-making. Various processes including transfers, collage, and splicing will be demonstrated as a means to arrange and compose images. Slide presentation, demonstrations, and execution of a drawing.
Audience: All Focus: Best Practices

Friday • October 15 • Paid Workshops

9:00-12:00 PM- Major Workshop \$ No. 217

Majolica Tile Decorating

David Gamble, American Art Clay Company

Decorate tiles with David Gamble from American Art Clay Company. Majolica Gloss Decorating Colors will be used on top of AMACO low-fire white glazes. All supplies and firing included.

Audience: All

Focus: Best Practices

9:00-12:00 PM- Major Workshop \$ No. 202

Basic Approaches To Painting In Acrylic

Rebecca Skelton, The Arts Center

Beginners and advanced participants will benefit from this enjoyable exercise; a short lecture and demonstration will explain various approaches (painting techniques, color mixing, color theory, and abstraction) to creating an image using paint. Work from an elaborate still life set up featuring various color groupings.

Audience: All

Focus: Best Practices

9:00-12:00 PM- Major Workshop \$ No. 203

Get Wired With Sculpture

Rachel Stewart, The Arts Center

Twist, turn, bend or cut wire to form a dancer, animal, or an abstract sculpture. Add a bead or attach and embellish with a favorite 'thing' to make a 3-D sculpture.

Audience: All

Focus: Best Practices

9:00-12:00 PM- Major Workshop \$ No. 204

Printmaking-The Art of Etching

Melissa Christiano, The Arts Center

Discover/explore the printmaking processes that have been a staple in the art world for centuries, the art of Etching. Designed to work with the student on an individual basis it is ideal for both the beginner and the experienced printmaker.

Audience: All

Focus: Best Practices

9:00-12:00 PM- Major Workshop \$ No. 205

Ceramics-Wheel Throwing, Hand Building and Glaze Tips

Doris Conner, The Arts Center

Create a tile or sculpture to fire in your classroom. Discussion on low fire glaze, decoration, kiln firing techniques and tips

Audience: All

Focus: Best Practices

9:00-12:00 PM- Major Workshop \$ No. 206

Photoshop for Educators

Chuck Vosburgh, The Arts Center

Imagine having a Photoshop guru sit down with you and spend a few hours teaching you all their secrets? That's exactly what Adobe Certified Expert Instructor Chuck Vosburgh is going to do. If you are a Photoshop novice, intermediate or expert, your skill will take a huge leap forward after this course. Hands on in digital lab.

Audience: All

Focus: Best Practices

9:00-12:00 PM- Major Workshop \$ No. 207

Combining Photography and Writing For Children.

Beth Reynolds, The Arts Center

Learn about the "Literacy Through Photography Program" created by Wendy Ewald. Teaching photography to children can build their self-esteem and lets kids speak for themselves. Learn the basic structure of this program and hands on projects you take back to the classroom.

Audience: All

Focus: Best Practices/Literacy

9:00-12:00 PM- Major Workshop \$ No. 209

Acrylic Skins and Found Objects

Rhonda Bristol, Fernandina Beach High School

Brush and palette exploration using 'pre' prepared acrylic skins, paint, glazes, and found objects. Come with a theme, an apron, and a desire to explore textural surfaces.

Audience: All

Focus: Best Practices

9:00-12:00 PM- Major Workshop \$ No. 210

Lessons And Ideas For The AP Breadth Section

Suzanne Burke, Lakeland High School

Utilize the elements and principles of design to assist students in the development of the Breadth section of AP 2-D design portfolio. Lesson plans; ideas and hands on projects are included.

Audience: High

Focus: Best Practices

9:00-12:00 PM- Major Workshop \$ No. 211

Chinese Free Brush Painting (Xiayi)

Patrice Burkhardt, Manatee Elementary, Collier County

Learn to grind your own ink using Chinese ink sticks and ink stones; hold your brush in the traditional Chinese manner and practice the 'six strokes' of Chinese painting and calligraphy

Audience: All

Focus: FCAT

9:00-12:00 PM- Major Workshop \$ No. 212

Fun and Frustration With Watercolor

Maher Yacoub, Savannah College of Art and Design A hands-on workshop to explore paper, pigment, brushes. Participants will be presented with basic exercises in the wash techniques, the wet in the net and some marking and textural effects.

Audience: All

Focus: Best Practices

9:00-12:00 PM- Major Workshop \$ No. 214

Oil Wash Technique

Pernell Johnson, Savannah College of Art and Design Learn the subtractive and additive technique using oil wash, thinned with mineral spirits. Using both acrylic and oils, they learn how to respond to under painting using a minimal palette.

Audience: High/College/University

Focus: Best Practices

9:00-12:00 PM- Major Workshop \$ No. 216

Fabulous Florida

Michelle Crosby, Perkins Elementary

Work with miniature watercolors, large mixed media paintings and learn about South Florida architect Addison Misner. Presenter teaches elementary, but lessons that can be adaptable for all levels and themes.

Audience: Elementary/Middle/High

Focus: Best Practices

Friday • October 15 • Paid Workshops

9:00-12:00 PM- Major Workshop \$ No. 222

Tribute To Phyllis Bosco-Sha Mama Spirit Forms

Debi Barrett-Hayes, Florida State University School, Barb Davis, Pam Wallheiser

Create a female spirit form, as Ms. Bosco was known for. Sha Mama's have traveled the Southeast and are known to possess special powers. The spirited FSUS "Dream Team" bring a gallery exhibition on CD and hands on workshop for the creation of "Sha Mamas"

Audience: All

Focus: Best Practices

9:00-12:00 PM- Major Workshop \$ No. 223

The Beaded Bead

Betsey Bostock, Retired, Teach part time

Easier techniques using peyote stitch to cover a bead or create 3-dimensional objects. Additional techniques shown to incorporate covered or hollow forms, fringing and other textural variations. Will be working with small beads. Bring any size beans to add.

Audience: Middle, High

Focus: Best Practices

9:00-12:00 PM- Major Workshop \$ No. 251

Alternative Processes

Steve Beverage, The Arts Center

Traditional drawing methods takes a back seat to intuitive response and creative decision-making. Various processes including transfers, collage, and splicing will be demonstrated as a means to arrange and compose images. Slide presentation, demonstrations, and execution of a drawing.

Audience: All

Focus: Best Practices

1:00-4:00 PM- Major Workshop \$ No. 252

Basic Approaches to Painting in Acrylic

Rebecca Skelton, The Arts Center

Beginners and advanced participants will benefit from this enjoyable exercise; a short lecture and demonstration will explain various approaches (painting techniques, color mixing, color theory, and abstraction) to creating an image using paint. Work from an elaborate still life set up featuring various color groupings.

Audience: All

Focus: Best Practices

1:00-4:00 PM- Major Workshop \$ No. 254

Get Wired With Sculpture

Rachel Stewart, The Arts Center

Twist, turn, bend or cut wire to form a dancer, animal, or an abstract sculpture. Add a bead or attach and embellish with a favorite 'thing' to make a 3-D sculpture.

Audience: All

Focus: Best Practices

1:00-4:00 PM- Major Workshop \$ No. 255

Printmaking-The Art of Etching

Melissa Christiano, The Arts Center

Discover/explore the printmaking processes that have been a staple in the art world for centuries, the art of Etching. Designed to work with the student on an individual basis it is ideal for both the beginner and the experienced printmaker.

Audience: All

Focus: Best Practices

1:00-4:00 PM- Major Workshop

\$ No. 257

Photoshop for Educators

Chuck Vosburgh, The Arts Center

Imagine having a Photoshop guru sit down with you and spend a few hours teaching you all their secrets? That's exactly what Adobe Certified Expert Instructor Chuck Vosburgh is going to do. If you are a Photoshop novice, intermediate or expert, your skill will take a huge leap forward after this course. Hands on in digital lab.

Audience: All

Focus: Best Practices

1:00-4:00 PM- Major Workshop

\$ No. 258

Combining Photography and Writing For Children.

Beth Reynolds, The Arts Center

Learn about the "Literacy Through Photography Program" created by Wendy Ewald. Teaching photography to children can build their self-esteem and lets kids speak for themselves. Learn the basic structure of this program and hands on projects you take back to the classroom.

Audience: All

Focus: Best Practices/ Literacy

1:00-4:00 PM- Major Workshop

\$ No. 259

Printmaking/Embossing

Glendia Cooper, Cummer Museum

Explore the challenging medium of embossing using watercolor paper. Prints created by embossing through demonstrations. Learn safe and easy techniques for printmaking.

Audience: Middle, High

Focus: Best Practices

1:00-4:00 PM- Major Workshop

\$ No. 260

Oriental Combination: Calligraphy & Haiku

Cindy Jenkins, Whiddon Rogers Education Center

Using Oriental calligraphy designs from diverse sources, students will write a word of their choice and compose a Haiku poem on a 12" X 18" format with wall paper background. Completed artwork will include decorated mat.

Audience: All

Focus: Best Practices/FCAT

1:00-4:00 PM- Major Workshop

\$ No. 261

The Wondrous Wheel

Beth Lott, Thurgood Marshall Fundamental Middle School

Learn the basics of wheel throwing, including all the necessary steps from centering to trimming. Handouts with photos and vocabulary, as well as tips for helping beginning potters.

Audience: Middle/High

Focus: Best Practices

1:00-4:00 PM- Major Workshop

\$ No. 262

Nip, Tuck & Fold: A Facelift For Old Books

Sandra Traub, Stoneman-Douglas High

Using discarded paperback books and creative folding you can create a unique sculpture in the round (or a relief). Additional items (construction paper, dowels, feathers, paint etc.) can be added after the folding is complete to create a more individualized piece.

Audience: Middle/High

Focus: Best Practices

Friday • October 15 • Paid Workshops

1:00-4:00 PM- Major Workshop \$ No. 263 **Artistically Using I Movie To Integrate Subject Matter And Learning Modes**

Jack Tovey, Northeast High School/Pinellas County Schools
Learn how to teach students to create unique and extraordinary videos on a budget while integrating subject matter and incorporating visual, kinetic, auditory and tactual learning modes using iMovie.

Audience: Middle/High/Elementary Focus: Best Practices

1:00-4:00 PM- Major Workshop \$ No. 265 **Stupendous Still Life Stuff**

D. J. Collins, Floral City Elementary
Hands on exploration of still life art, history development for grades 3 and up. This comprehensive unit incorporates rubrics, data not guesswork strategies. Bring rubrics to share!

Audience: Elementary Focus: Best Practices

1:00-4:00 PM- Major Workshop \$ No. 266 **Papier Mache Fish**

Judith Evans, Mayport Elementary
Create giant-sized fish using tag board, newspaper, tape, and ordinary wheat paste. Embellish with a variety of materials after painting. Create a stand using lumber scraps, dowels, and a little paint.

Audience: Elementary/ Middle Focus: Best Practices

1:00-4:00 PM- Major Workshop \$ No. 267 **Every Story Tells A Picture**

Glenda Lubiner, Coconut Palm Elementary School, Carrie Brooke
Children's storybooks will be the inspiration for teaching mixed media art projects. Lesson plans for this workshop, which can be modified, will include SSS, ESOL strategies and character traits.

Audience: Elementary Focus: Literacy/Best Practices

1:00-4:00 PM- Major Workshop \$ No. 272 **Using Scale, Ratio & Proportion In Art**

Pat Miles, Spruce Creek High School
Create multi-layered paintings on Masonite, using contact paper as templates and watered-down acrylic paints, markers, and bronzing powders to embellish the surface.

Audience: Middle, High Focus: FCAT, Literacy

1:00-4:00 PM- Major Workshop \$ No. 273 **Discovering Origins And Learning Life's Similarities**

Peggy Nolan, Brevard Schools
Teachers will create dolls, write stories, and hear music. This is a complete hands on teaching unit. Handouts will include Sunshine State Standards, FCAT and GLE related material.

Audience: Elementary Focus: Literacy, Best Practices

Friday • October 15 • Free Sessions

8:00-4:00 PM Commercial Exhibits

7:30-9:00 AM BREAKFAST Free **Savannah College of Art and Design Breakfast**

9:00-9:50 AM-Special Interest Free **Changing Places - Fulbright Teacher Exchange**

Catherine Battle, Progress Village School Of The Arts
Are you ready to do something different for a year without risking your job? You may want to try teaching overseas. Learn the pros and cons of a teacher exchange.

Audience: Middle, High Focus: Advocacy/Best Practices

9:00-9:50 AM Special Interest Free **Business of Art For Art Teachers**

David Chang, Florida International University
Learn the organizational skills for teachers who wish to be practicing artists. Specific methods on artistic confidence, value, effective photography of artworks, and professional portfolio will be shared,

Audience: All Focus: Best Practices

9:00-10:50 AM-Mini-Workshop Free **More Than Plain Weave**

Patricia Beach, Englewood Senior High
Learn tapestry-weaving techniques. Go beyond the plain weave. Integrate various weaving materials on a cardboard loom.

Audience: Elementary/Middle/High Focus: Best Practices

9:00-10:50 AM-Mini-Workshop Free **Love That Lacquer**

Leslie Cohen, Lawton Chiles High School
Create a "lacquerware" paper pendant with a hidden haiku poem. Valued more than gold, fine lacquerware has been carved by Asian artisans for centuries.

Audience: Middle, High Focus: Literacy/Best Practices

9:00-9:50 AM-Special Interest Free **Rotoscoping: An Animation Form**

Karin Gunn,UF/ PK Jonge Developmental School
Techniques and materials used in producing animated imagery build awareness of animation as an art form and medium of communication and empower students to create their own animated imagery.

Audience: All Focus: Best Practices

9:00-9:50 AM Special Interest Free **Accommodations And Modifications**

Marty Beech, Florida State University
Students with disabilities may need accommodations and modifications to be successful in visual arts education. Information from the new guidebook from the Department of Education will be shared.

Audience: All Focus: Advocacy

Go to www.FAEA.org
for online registration



The NEW Edition

THE VISUAL EXPERIENCE

BY JACK HOBBS, RICHARD SALOME, AND KEN VIETH

Contemporary

- A fresh approach to art
- Spanish vocabulary and ESL support
- Chapter organizers and pacing

Comprehensive

- Adaptable to every level
- Art History and criticism exercises
- Develops critical thinking skills
- Huge selection of ancillaries



New
Contemporary
Images



Diverse Media
Techniques

Challenging
Studios

More Student Art



*Textbooks
Resource Books
Digital Images
Slide Sets*

DAVIS

*Fine Art Prints
Studio Support
Video's & CD's
SchoolArts Magazine*

for more information, call 800-533-2847 or visit us online at www.davis-art.com

Friday • October 15 • Free Sessions

9:00-9:50 AM Special Interest Free
It's Not Too Late For National Board Certification
 Laura Hunter-Null, Columbia Co. Eastside Elementary
 Realistic overview of the process. PowerPoint presentation explains the nuts and bolts about the National Board process.
 Audience: Elementary/Middle/High Focus: NBCT

9:00-9:50 AM Special Interest Free
Asia In Focus
 Polly Werner, Dr. N.H. Jones Elementary
 Add Asia to Art curriculum! Receive a copy of an Asian unit including lesson plans and visuals. We will also do a hands-on activity using the unit.
 Audience: All Focus: Best Practices

9:00-10:50 AM Mini-Workshop Free
Pimp My Portrait
 Dana Smalley, Safety Harbor Middle School
 Tired of the same-old self-portraits? Then PIMP them up! This workshop will use a photograph of the participant (I will take them for you) to create a portrait with POW!
 Audience: Middle/High Focus: Best Practices

9:00-11:50 AM Mini-Workshop Free
Literacy and the Arts
 Mary Brandenburg, SRA McGraw Hill
 Learn about the 5 components of effective reading instruction and how to support in them elementary visual arts classroom. Ready to use ideas, brainstorming, how to connect art program to reading goals.
 Audience: Elementary Focus: Literacy/FCAT

9:00-10:50 AM Mini-Workshop Free
Marbleized Mansions
 Charlene Schilk, Cypress Woods Elementary
 Easy fun lessons for elementary students to explore the magic of marbleized paper. Demonstration techniques using chalk and shaving cream make learning exciting. Word and image adaptations.
 Audience: Elementary Focus: Best Practices

10:00-11:50 AM Mini-Workshop Free
It's Art Not Rocket Science
 Chan Bliss, Mary E Bryant EL, Pat Knowlton
 Create and launch art rockets. This cross-curricular project combines the visual arts with math and science.
 Audience: All FCAT, Focus: Best Practices

10:00-11:50 AM Mini-Workshop Free
Creative Recycling With Sculpey
 Joanna Davis, Garden Elementary School, Venice Florida
 Create a "different" kind of sculpture using only sculpey and a recycled mason jar!
 Audience: All Focus: Best Practices

10:00-11:50 AM Mini-Workshop Free
Art And Music: Connecting Two Related Disciplines
 Jason Gibson, Orlando Museum of Art
 Pairing art and music using representative examples from the Orlando Museum of Art's collections and other artists, elements such as line, color; rhythm, texture, and design are correlated to congruent elements in music.
 Audience: All Focus: Literacy/Best Practices

10:00-11:50 AM Mini-Workshop Free
Contemporary Life Drawing
 Stefani Joseph, Savannah College of Art and Design
 Working from the figure the participants will start with 20 quick gesture poses and then move onto a longer pose with the figure. Participants will work in charcoal and white conte on newsprint and toned paper. There will be demonstrations to help in working from the figure.
 Audience: High Focus: Best Practices

10:00-10:50 AM Special Interest Free
EMC And EAYA Candidates Meet Your NBC Mentors
 Laura Hunter-Null, Eastside Elementary/Columbia Co.
 Meet FAEA members that are National Board Certified teachers in the EMC and EAYA certificate areas of art. Open discussion, question and answer time for new candidates and those interested for next year's candidacy.
 Audience: Elementary/Middle/High Focus: NBCT

10:00-10:50 AM Special Interest Free
Taking Brain Research Into The Art Classroom
 Caren Pearson, Cypress Lake Middle School
 Learn about breakthroughs in neuroscience that you can use to help students learn and become more creative. Also ways to increase parent involvement and student engagement.
 Audience: Elementary/Middle Focus: Best Practices/NBCT

11:00-11:50 AM Special Interest - 50 Minutes Free
Strategies in Working with Gifted and Talented Students
 Mary Cavioli, Norcrest Elementary
 Combine an academic and art lesson from ordinary to extra ordinary that addresses FCAT and art strategies. Hands on activities.
 Audience: Elementary FCAT/Literacy/Best

11:00-11:50 AM Special Interest - 50 Minutes Free
Steps to Building an Effective Grass Roots Effort
 Ray Smenner, Pinellas County Arts Council
 Inspiring and practical presentation that defines what arts education advocates want overall. Learn a step-by-step plan to help you achieve your goals through local efforts with community partners.
 Audience: All Advocacy

11:00-11:50 AM Special Interest Free
The Rich Legacy Of Cultural Diversity
 Nan Williams, University of Central Florida
 The rigorous ESOL training now required of all teachers gives art teachers abundant opportunities to share authentic studies in cultural diversity.
 Audience: All Focus: Best Practices

Friday • October 15 • Free Sessions

11:00-11:50 AM Special Interest **Free**
Using Personal Narrative With ESL Art Students
Susannah Brown, Florida Atlantic University
Capture the imagination of art students inspiring creative work through the use of personal narrative collected from people who speak other languages. Sample lesson plans provided.
Audience: All Focus: Best Practices

11:00-11:50 AM Special Interest **Free**
Successful Art Education Programs
Ray Azcuay, Miami/Dade Schools
Learn about successful art education programs around the state before, and during and after DBAE, FCAT, Sunshine State Standards and the Falcon Report.
Audience: All Focus: Advocacy

1:00-1:50 PM Special Interest **Free**
Children As Authors
Ann DeChambeau, Golden Terrace Elementary
Demonstrations and participation in bookmaking techniques. Story topics, storyboard, and students examples. Collaboration between classroom and art teachers.
Audience: Elementary Focus: FCAT/Literacy

1:00-1:50 PM Special Interest **Free**
Art Education In Plein Air In France
David Chang, Florida International University
Learn about a travel-study program focusing on painting and museums in France. Experience that trace the footsteps of Monet and Van Gogh will be shared.
Audience: All Focus: Best Practices

1:00-2:50 PM Mini-Workshop **Free**
Art To The Core - It's Different, It's Davis
Jaci Hanson, Davis Publications
Masters I media - language arts/art puzzles - assessments-hands on-lesson plans-door prizes!
Audience: Elementary Focus: Best Practices

1:00-2:50 PM Mini-Workshop **Free**
Literacy Connections And Art Applications
Laura Hunter-Null, Columbia Co. Eastside Elementary
Integrating literacy into rich comprehensive visual arts programs.
Audience: Elementary/Middle/High Focus: Literacy

1:00-1:50 PM Special Interest **Free**
Digital/Self Regulated Assessment In Art And Language
Charles Dorn, Florida State University
Charles Dorn and Marcia Meale of Leon County Scholls will report on a research experiment involving 10 Leon County art teachers using digital photography and self regulated assessment approach to K-12 art and language assessment.
Audience: All Focus: Assessment

2:00-3:50 PM Mini-Workshop **Free**
Beyond The Book: Making Artists' Books With Children
Wendy Bruce, Maximo Elementary School
Learn about contemporary artists' books and discover how to make artists' books with children. We will use some very unique materials to make books of our own. Resources provided.
Audience: Elementary Focus: Literacy

2:00-3:50 PM Mini-Workshop **Free**
Numbers & Letters: A Drawing/2D Design Workshop
Nancy Dillen, Brevard Community College, Leo Morrissey
Drawing numbers and letters made fun. Mystery projects assigned. Materials provided. See what you can create.
Audience: All Focus: Best Practices

2:00-3:50 PM Mini-Workshop **Free**
Changing The Face Of Clay
Kathy Skaggs, Nease High School/Atlantic Pottery Supply
Teach students to decorate their unfired surfaces using underglaze techniques including mishima, sgraffito, and paper resist.
Audience: Elementary/Middle/High Focus: Best Practices

2:00-3:50 PM Mini-Workshop **Free**
Watercolor Workshop
Donna Underwood, Westminster Christian School
A hands-on workshop for teachers to refresh personal techniques and skills in watercolor media. Plus, ideas for lessons in the classroom where students think beyond what they see.
Audience: Middle/High Focus: Best Practices

2:00-2:50 PM Special Interest **Free**
Face Painting
Pat Newton, Newton Studios
Learn how to choose the proper paints to use as well as fun "techniques" for personal use or teaching within the classroom.
Audience: All Focus: Best Practices

2:00-2:50 PM Special Interest
Revisiting Photograms
Alyce Walcavich, Douglas Anderson School of the Arts
Creative instruction on technical methods as simple shape photograms, combination photograms, the use of different light sources, and larger scale presentation.
Audience: High Focus: Best Practices

3:00-3:50 PM Special Interest **Free**
Chinese Art Through Travel Study
David Chang, Florida International University
This presentation will focus on a travel-study program in China. Participants will learn about Chinese art and symbolism.
Audience: All Focus: Best Practices

3:00-3:50 PM Special Interest **Free**
Building Background Knowledge
Julie Zenz, Orange Grove Middle
Students often come to art class with little or no background knowledge other than the latest Disney movie. This workshop will demonstrate a CRISS technique to build a framework for students to retain and use knowledge.
Audience: All Focus: Literacy

Go to www.FAEA.org
for online registration

Ringling School

of [ART AND DESIGN]

Fully-Accredited
Bachelor of Fine Arts
Degree Programs in:

Computer Animation
Fine Arts
Graphic & Interactive Communication
Illustration
Interior Design
Photography & Digital Imaging

Welcome to our creative community

Approximately 1,000 students from Florida, 45 other states and 33 countries are preparing for lives as professional artists and designers on our residential campus in Sarasota. We invite you and your students to learn more about us. Contact the Admissions office at **800-255-7695** to schedule a campus tour, request a catalog, or arrange for an admissions representative to visit your high school art class.

PreCollege Perspective

A summer residential program for high school juniors and seniors
June 26 - July 23, 2005
941-955-8866 or 800-255-7695
cssp@ringling.edu

Ringling School of Art and Design

2700 North Tamiami Trail
Sarasota, FL 34234-5895
941.351.5100 or 800-255-7695
e-mail admissions@ringling.edu
www.ringling.edu



Friday • October 15 • Free Sessions

3:00-3:50 PM **Special Interest** **Free**

Significant Learning in and Through the Arts for All

Marian Winters, VSA Arts of Florida

Explore and discuss how to create a classroom-learning environment where all students successfully learn in and through the arts.

Audience: Elementary Focus: Best Practices

4:00-5:50 PM **General Session**

Finding the Path from Crayons to Careers

Christopher M. Still, Artist

6:00-8:50 PM

FAEA Juried Exhibition and Reception

Join the annual FAEA Juried Exhibition and Reception at the Gulf Coast Museum of Art sponsored by the Ringling School of Art and Design. Transportation provided

8:00-9:50 PM **Mini-Workshop**

Hand Building Natures Way

Campbell's Ceramic Supply/Nature's Way

Exploring Clay's versatility with simple hand building techniques to produce objects to reflect the individual personality

Audience: All Focus: Best Practices

8:00-9:50 PM **Mini-Workshop**

Gouache And Wood Burned Designs

JoAnn Gross, Blick Art Materials

Wood, wood burning and traditional gouache in an exciting new concept. Can be altered for elementary students. Inexpensive wonderful vibrant color on wood.

Audience: All Focus: Best Practices

8:00-9:50 PM **Mini-Workshop**

Dreams You Can Count On-Art and Math

Jaci Hanson, Crayola/Binney Smith

Hands on/standards based art activities to enhance and enrich development of math skills. Wide range of strategies-showcasing Crayola Products-Door Prizes!

Audience: Elementary Focus: Best Practices

8:00-9:50 PM **Mini-Workshop**

Basic Mat Cutting & Mounting Of Pictures Fundamentals

Mounting- Laminating Supplies (Keencut), Mounting

Laminating Supplies

Basics of mat cutting and the efficient use of mat cutting equipment. Use of supplies and mounting various types of prints.

Take home completed projects & instructions for future reference.

Audience: All Focus: Best Practices

8:00-9:50 PM **Mini-Workshop**

Stained Glass Mosaics

Jennifer Newman, Delphi

Using the direct mosaic method, create a stained glass mosaic picture frame. Learn to plan mosaic designs, nip glass, glue and grout. Mosaic methods, supplies, projects, and fundraising ideas discussed.

Audience: All Focus: Best Practices

8:00-9:50 PM **Mini-Workshop**

Prang Products Workshop

Mary Kortemeyer Dixon-Prang

Hands on workshop with Prang products

Audience: All Focus: Best Practices

Free

Saturday • October 16 • Paid Workshops

1:00-4:00 PM

Tour

\$ No.317

Museum of Fine Arts and Salvador Dali Museum

Join a docent lead tour at the Museum of Fine Arts and Salvador Dali Museum. See both museums in one afternoon.

Transportation provided.

Audience: All Focus: Best Practices

1:00-4:00 PM

Major Workshop

\$ No. 318

Peruvian Coil Tiles

Lianne Lavoy/Bill Buchanan

Learn to think upside down! Construct a wooden frame/mold and build a clay coil tile using ancient Peruvian techniques and imagery or make up your own.

Audience: All Focus: Best Practices

1:00-4:00 PM

Major Workshop

\$ No. 319

Creating A Dynamic Composition In Still Life Painting

David Chang, Florida International University

Learn the techniques of dynamic composition through a demonstration and hands-on experience on challenging still life objects such as glass, metal, liquid and more.

Audience: All Focus: Best Practices

1:00-4:00 PM

Major Workshop

\$ No. 320

Friendship Bowls You Vs. The Clay

Donna Babcock, Laurel Oak EL

An easy multi-cultural clay project with plenty of creative strategies. It may be used to teach character traits, diversity and literacy.

Audience: All Focus: Best Practices/Literacy

1:00-4:00 PM

Major Workshop

\$ No. 321

Line Them Up

Nancy Dillen, Brevard Community College

Experience drawing techniques that increase your understanding of proportion, perspective and volume in drawing a 3/D form.

Audience: High/College Focus: Best Practices

1:00-4:00 PM

Major Workshop

\$ No. 322

The Organic Form

Kim Mortimer, Lakeland High School

An array of forms from nature will be studied, seashells, crystals, rock formations, bones, dried plant forms, feathers, ect... From their beauty will come inspiration to create an organic work of art in clay.

Audience: Middle, High Focus: Best Practices

Saturday • October 16 • Paid Workshops

1:00-4:00 PM Major Workshop \$ No. 323
Doors In Art - An Australian Aboriginal Exploration
Pamela Wallheiser, Florida State University School, Michelle Hartsfield/, Debi Barnett-Hayes
Create designs and paint them on full size doors in Australian Aboriginal Style. Lesson plans; visual and PowerPoint presentation will be included on a CD for all.
Audience: Middle/High Focus: Best Practices

1:00-4:00 PM Major Workshop \$ No. 325
Polaroid Photographic Processes
Bobbie Brubaker, Wellington Community High School
Experience the process of Polaroid Transfers and Lifts by making your own transfers and lifts. Examples of Polaroid prints and manipulation will be presented. Experiment with manipulating the prints and hand coloring them. Bring slides to work from.
Audience: All Focus: Best Practices

1:00-4:00 PM Major Workshop \$ No. 326
Start With A Line: Invisible Forces Revealed Through Visible Patterns
Sally Mathews, Palm Harbor Elementary
Through presentation, prismapencils on colored paper, and processing the essential lines of invisible forces revealed through visible patterns, we will find our formative powers revisited and recognized.
Audience: Middle/High Focus: Best Practices

1:00-4:00 PM Major Workshop \$ No. 327
Create A Charming Soft Sculpture "Floozie" Pin
Anita Orlando, Thurgood Marshall Middle
Relax and have fun sewing a Floozie pin. Participants will sew a charming soft sculpture head out of cloth, beads, buttons, shells, feathers, yarn and other found objects. A great sewing project for your students.
Audience: All Focus: Best Practices

1:00-4:00 PM Major Workshop \$ No. 333
Painting Portrait In Pastel
Chin-Cheng Hung, Savannah College of Art and Design
Explore the limited colors and their transparent and opaque uses as related to portraiture. Some basic principles of composition and posing model are covered.
Audience: All Focus: Best Practices

1:00-4:00 PM Major Workshop \$ No. 334
Mask It!
Toni New, W.H. Rhodes & Gulf Breeze Elementary, Lynn Cacace
Construct 3-D masks using a variety of materials such as floral foam (subtractive carving) tooling foil & paper plates. From simple to advances techniques based on African heritage.
Audience: Elementary/Middle/High Focus: FCAT

Saturday • October 16 • Paid Workshops

1:00-4:00 PM Major Workshop \$ No. 335
Paper Clay Workshop
T. Robert, Axner Co., Inc.
Paper clay is proven to be safe, economical and easy to use. Learn the history of clay and paper clay, and why you never chose another clay body.
Audience: All Focus: Best Practices

Saturday • October 16 • Free Sessions

8:00-12:00-Commercial Exhibits

7:30-9:00 AM-Breakfast
SRA/McGraw Hill Breakfast
Get your ticket from SRA/McGraw Hill booth in commercial exhibits.

9:00-9:50 AM Special Interest Free
Global Art Project
Beth Abel, Wellington School
Participate in a magical project where you or your students exchange artwork with an artist/school in another part of the world. You can create pen pals in other countries at the end of the project.
Audience: All Focus: Best Practices

9:00-9:50 AM Special Interest-Free
Arts Advocacy
Rhonda Bristol, Fernandina Beach High School
Arts Advocacy needs to be the limelight...all of the time. How can our networking, piggybacking and social skills be best utilized to produce one or more community show-stopping ventures? This session will attract those who are eager to brainstorm, willingly to act as a general contractor and are already imbued with the vision that all of the arts are for the essential total and proper growth of each individual...in every community.
Audience: All Focus: Advocacy

9:00-9:50 AM Special Interest-Free
Beyond The Classroom: Teacher/Artist Fellowships, Residencies, And Grants
Joyce Ely-Walker, PCCA at Gibbs High School
Information on a variety of opportunities for art teachers to return to a studio environment and interact with contemporary artists at minimal or no cost.
Audience: Elementary, Middle, High Focus: Best Practices

9:00-9:50 AM Special Interest Free
Integrating Art and Reading Through Action Research
Cindy Jenkins, Whiddon Rogers Education Center
Strategies for integrating art and reading through action research will be given by a veteran AR coach. Key points discussed include curriculum activities, which are derived from popular culture (especially boys), finding the time, documenting data.
Audience: Elementary/Middle/High Focus: FCAT

Go to www.FAEA.org
for online registration

Saturday • October 16 • Free Sessions

9:00-9:50 AM Special Interest Free
Connecting Digital Technology And Museum Education
 Bokyoung Koo, Florida State University
 How can technology be integrated into museum education?
 How have digital technologies changed the way museums and
 school interact.
 Audience: Museum Focus: Advocacy

9:00-9:50 AM Special Interest Free
Is There Room In The Art Room For Sex?
 Jim O'Donnell, University of Florida
 Discussion and information aimed at empowering students
 through criticism of erotic imagery. Practical lesson suggestions
 for promoting diversity and equality.
 Audience: High Focus: Advocacy

9:00-9:50 AM Special Interest Free
Exploring The Christopher Still Murals
 Susan Rosoff, Orlando Museum of Art, Pat Miles
 Christopher Still's murals in the Florida House of
 Representatives provide a rich opportunity to study art concepts.
 Learn about new free curriculum materials that also have les-
 sons for social studies, language arts, and science.
 Audience: All Focus: Best Practices

9:00-9:50 AM Special Interest Free
Photography In The Classroom
 Polly Werner, Dr. D.H. Jones Elementary
 Come and learn several exciting ways to include photography,
 another tool for advocating visual literacy into your art curricu-
 lum. Project ideas provided.
 Audience: All Focus: Best Practices

9:00-9:50 AM Special Interest Free
Teaching Advanced Placement Art History - Getting Started
 Alan Johnson, PCCA at Gibbs High School
 Participants will be encouraged to offer a unique and challeng-
 ing AP art course to high school students. Discussion and infor-
 mation on getting started and needed materials will be covered.
 Audience: High Focus: Advocacy/FCAT/Literacy

9:00-9:50 AM Special Interest Free
10 Commandments Of Desktop Publishing
 Melanie Adcock
 Learn to think and see like a graphic artist and avoid the most
 common mistakes made in DTP.
 Audience: All Focus: Best Practices

10:00-11:50 AM- Division Meeting Free
Museum Division Meeting
 Hope McMath
 Meet museum educators from across the State in a session filled
 with opportunities to share what is new in Museum education.
 Bring materials to share and be ready to discuss opportunities
 for statewide collaborations.
 Audience: Museum Focus: Advocacy

10:00-11:50 AM- Division Meeting Free
Higher Education/Early Career Professional Meeting
 Celeste Pierson, New World School of the Arts
 Join the higher education and early career professionals in a joint
 meeting to discuss issues and concerns and to meet other division
 members. Continue meeting in picnic social.
 Audience: College/University Focus: Best Practices

10:00-11:50 AM- Division Meeting Free
Elementary Division Meeting
 Julie Knighton, Newberry Elementary
 Join us for the latest news, trends, and updates for our division.
 Celebrate success, honor achievements, and share with your col-
 leagues. Please bring 150 copies of a lesson tip or idea to share.
 Audience: Elementary Focus: Best Practices

10:00-11:50 AM Division Meeting Free
High School Division Meeting
 Connie Phillips, Lecanto High
 Many topics specific to the high school art teacher will be
 addressed. NAHS, AP, Scholarships, Portfolios, state fair,
 scholastics, making slides, sketchbooks, and more.
 Audience: High Focus: Best Practices

10:00-11:50 AM- Division Meeting Free
Middle School Division Meeting
 Beverly Williams, Union Academy Magnet Middle
 Learn new concepts in rubrics, expectations, and subject correla-
 tion and classroom management. Meet the new Middle School
 Division Award Winner
 Audience: Middle Focus: Best Practices

1:00-2:50 PM Mini-Workshop Free
Krazy About Kaleidoscopes
 Judith Evans, Mayport Elementary
 Create a kaleidoscope using simple materials like beads, buttons,
 spangles, sequins, acetate, cardboard, construction paper, mark-
 ers, and tape. Next using your kaleidoscope, a drawing will be
 created that shows the mirror images inside that can be colored
 with markers.
 Audience: Elementary Focus: Best Practices

1:00-2:50 PM Mini-Workshop Free
AP What Works, What Doesn't
 Patricia Lamb, Polk County Schools and Celeste Pierson
 A discussion among experienced AP teachers about the problems
 and successes encountered in teaching the course (facilitated by
 two experienced readers)
 Audience: High Focus: Best Practices

1:00-2:50 PM Mini-Workshop Free
The Museum As A Resource
 Hope McMath, Cummer Museum of Art and Gardens
 Using the Cummer Museum as a model, participants will explore
 the use of art historical images and objects infused with art mak-
 ing and interdisciplinary lessons.
 Audience: All Focus: Best Practices

Saturday • October 16 • Free Sessions

1:00-2:50 PM Mini-Workshop Free
Image Making: Making Visual/Verbal Connections
Caren Pearson, Cypress Lake Middle School
Explores the cross disciplinary connections between visual arts and language arts, focusing on the VA & LA Sunshine State Standards. We will create an image using crayon-resist techniques and learn to use the visual image as a prompt for creative writing.
Audience: All Focus: Best Practices

1:00-2:50 PM Mini-Workshop Free
TBA
Cheryl Tellers SRA/McGraw Hill

1:00-1:50 PM Special Interest Free
Preparing Students For Higher Education In Visual Art
Bucky Wetherell, Ringling School of Art and Design
Discussion of types of programs, portfolio preparation and other admission requirements, financial aid and the advantages of in-state private education.
Audience: High Focus: Advocacy

1:00-1:50 PM Special Interest Free
Protecting Your PC & Personal Privacy On The Internet
Melanie Adcock
Learn to protect your information using inexpensive hardware & free software.
Audience: All Focus: Best Practices

2:00-2:50 PM Special Interest Free
Public Sculpture Through Student Collaborations
Larry Miller, PCCA at Gibbs High
Focus will be on the process of creating a collaboratively designed permanent student sculpture for your school. Topics covered will include how to plan, fund, execute, and install public art works.
Audience: High Focus: Best Practices

2:00-2:50 PM Special Interest Free
Making The Most Of Scanner & Digital Camera
Melanie Adcock
Learn to separate hype from the facts when purchasing scanners & digital cameras. Understand DPI, LPI, OCK, and Optical vs. real resolution, mega pixels, and flash memory. Basic color correction & photo retouching in Photoshop will be covered.
Audience: All Focus: Best Practices

2:00-3:50 PM Mini-Workshop Free
Coiled Basketry And Beyond
Patricia Beach, Englewood Senior High
Learn how to make a coiled basket using rope and yarn as well as expanding to beyond baskets.
Audience: Middle/High Focus: Best Practices

2:00-3:50 PM Mini-Workshop Free
Taking the Mystery Out Of AP Studio Art Scoring
Celeste Pierson, New World school of the Arts and Patricia Lamb
Share information regarding the AP scoring process. The rationale behind quality of the work at different scoring levels will be discussed. Examples of portfolio submissions from Florida students will be shown.
Audience: High Focus: Assessment

2:00-3:50 PM Mini-Workshop Free
African Mudclothes Made Easy
Jodi Platt, Moton Elementary
Learn how to create an authentic African Mudcloth.
Audience: All Focus: Best Practices

3:00-4:50 PM Mini-Workshop Free
Matting With No Money
Lesli Platt, Centennial Middle School
Creative matting on a shoestring or no budget. Learn wraps to mat our student art for display with donated inner cut mats, cardboard and plastic wrap.
Audience: All Focus: Best Practices

3:00-4:50 PM Mini-Workshop Free
Art Games
Linda Stevenson, North Grade Elementary
Games are a fun way to increase your students' visual art vocabulary at the elementary level. Learn new ways to teach the color wheel, art criticism and art recognition with exciting games.
Audience: Elementary Focus: Best Practices

3:00-4:50 PM Mini-Workshop Free
Simply Sumi-E
MaryBeth Waltz, Madison St. Academy
Simplified Sumi-e will be taught as well as exciting ways to use this painting technique in your elementary classroom. Complete a wall hanging within the class time
Audience: Elementary Focus: Literacy

3:00-4:50 PM Mini-Workshop Free
Art Of The Poet
Beverly Williams, Union Academy Magnet Middle, Cathy Andrews/Bartow High School Baccalaureate
Create activities that will motivate students to express themselves through their own artwork and poetry. You may be a poet and don't even know it.
Audience: Elementary/Middle Focus: Literacy

3:00-4:50 PM Mini-Workshop Free
Art Educator - Florida Highwaymen
Patricia Yontz, River Ridge High School
Discover the history of a young group of African American painters called the Florida Highwaymen. A lesson packet will be handed out along with a short art activity.
Audience: High, Museum Focus: Advocacy, Best Practices

Go to www.FAEA.org
for online registration

STUDENT ART FRAMES

STUDENT ART FRAMES

By Gregson Art & Framing

A unique framing package designed for...

The display of Standard Size Art Paper
(9"x12", 12" x 18", 18"x24")

Includes:

Frame choice, plexiglass, two hand-cut mats,
backing board, special clips for quick change
of student's art work and picture hangers.

(954)755-0391

7502 N.W. 42nd Street • Coral Springs, FL 33065

Fax:(954) 755-0934

STUDENT ART FRAMES



Now Offering
FREE SHIPPING
on Orders Over \$200!

Nasco

ARTS & CRAFTS

*The Art Teacher's
Favorite Catalog*

Call for a **FREE CATALOG!**

AC408

1-800-558-9595 • www.eNASCO.com

Saturday • October 16 • Free Sessions

3:00-3:50 PM Special Interest Free
See The Stage - Run The Show
Nan Williams, University of Central Florida
Tips and time savers not usually covered in teacher training, including procedures, record keeping, room environments, behavior management, developmental considerations, budget blasters, advocacy and more. Participants will also share ideas.
Audience: Elementary Focus: Best Practices

3:00-3:50 PM Special Interest Free
Photoshop For Beginners
Melanie Adcock
Learn simple type effects; layer masking, collaging, photo retouching, and much more.
Audience: All Focus: Best Practices

4:00-4:50 PM Special Interest Free
Advanced Photoshop,
Melanie Adcock
Learn advanced techniques including type effects, texture mapping, photo collaging, plus much, much more.
Audience: All Focus: Best Practices

6:30-7:30 PM
Pre Gala Reception • Join the Art Institute of Fort Lauderdale for a Pre Gala reception

7:30-11:00 PM Gala
A Brush With History -Gala 2004
Select your favorite Florida historical dress, hat or creation. Join in for a fantastic night of food, fun, dancing and great entertainment.

Sunday • October 16 • Paid Sessions

9:00 AM-12:00 PM -Major Workshop- \$ No. 402
Bead Making With PMC
Roxanne McGlashan, St. Petersburg High School
Design and create rolled or tube beads using Precious Metal Clay (PMC). PMC is special clay with fine silver particles in it. It is used by jewelers and craftsmen to make jewelry and small precious objects. Leave with beads finished.
Audience: All Focus: Best Practices

9:00 AM-12:00 PM -Major Workshop- \$ No. 403
Just Whistle
Dana Smalley, Safety Harbor Middle School
Ocarinas are clay whistles that have been making music for mankind throughout our History. Do your part and create your own music! Start with a single tone and work your way up to a multi-pitch.
Audience: Middle Focus: Best Practices

9:00 AM-12:00 PM -Major Workshop- \$ No. 405
Storyteller Dolls - The Story Goes On
Donna Babcock, Laurel Oak Elementary
Share a fable/myth/legend with other participants while creating clay storyteller dolls. The art form started by Helen Cordero of the Cochiti Pueblo. Bring copies if you wish.
Audience: All Focus: Literacy

Sunday • October 16 • Free Sessions

9:00-9:50 AM-Special Interest Free
IShell: Best Kept Secret In Multimedia
Melanie Adcock
Create cross platform (MAC & PC) interactive CD ROMS to promote your school, your art program, or even yourself. Great for portfolios!
Audience: All Focus: Best Practices

9:00-11:50 AM-FAEA Board Meeting-Open to All

9:00-9:50 AM Mini-Workshop Free
Florida's African American Artists: The Highwaymen
Lis Bech-Larsen, Beachland Elementary School
Incorporating the work of local Florida African American artists, the Highwaymen into a landscape painting lesson. Using water-colors to depict the Florida landscape and integrating SSS in art, social studies and language arts.
Audience: Elementary/Middle Focus: Literacy

10:00-10:50 AM-Special Interest Free
Bodacious Boxes
Ann Ayers, Monarch High School and Ellen McMillan
Thinks outside the Box! Transform an ordinary box into extraordinary piece of art! You'll never throw out another box!
Audience: High Focus: Best Practices

10:00-10:50 AM-Special Interest Free
Essential Learnings - Art 2D/Art3D
Marcia Reybitz, Clearwater High School
Learn about a draft proposal for high school Art2D. Comprehensive and Art 3D Comprehensive courses. Hands on opportunity on how to apply this concept.
Audience: High Focus: FCAT/Assessment/Best Practices

10:00-10:50 AM-Special Interest Free
Facts + Fiction= Creativity
Debra Beverlin, Olympia High School
Design sketchbook assignments, which holdimaginery extensions of historical works of art. Practice techniques to expand visual language and promote literacy.
Audience: All Focus: Literacy

Go to www.FAEA.org for online registration

CRIZMAC CURRICULA



Explore the cultures of the world with CRIZMAC's art education curricula; offering videos, teacher's guides, student guides, posters, & prints. Perfect for all classrooms!

For a free 2004 catalog call: 1-800-913-8555

www.crizmac.com

P.O. Box 65928 Tucson, AZ 85728

Sax® Arts & Crafts

2004 Catalogs

For Everything
Your Art
Desires



Call us
today to
receive
our most
recent catalog

Sax Arts & Crafts

800-558-6696



Visit us online at www.saxarts.com or e-mail us at info@saxarts.com

save
up to
60%

Brushes, paints, papers.....
and don't forget our convenient,
on-line, open account purchasing
@ www.dickblick.com



BLICK

Your Blick FAEA sales rep
is Amy O'Malia at Ext. 314.

art materials

800.447.8192 • PO Box 1267 Galesburg IL 61402

Conference Registration Information

PRE-REGISTRATION for the 52nd Annual Florida Art Education Association Conference may be made online at www.faea.org. The deadline for online registration is 11:59p.m. September 21, 2004. Payment may be made online using either credit card or check.

If you choose to register using the forms in this magazine please make special note of the submission deadline of September 17, 2004. Any registrations received after the postmark deadline will be returned and you must register onsite at the onsite registration price.

Registration Fees	2004 Online Registration	2004 Paper Registration	2004 Onsite Registration
Members	\$100.00	\$120.00	\$140.00
Undergraduates	\$35.00	\$45.00	\$55.00
All Day Workshops	\$40.00	\$50.00	\$60.00
Major Workshops/Tours	\$20.00	\$30.00	\$40.00
Gala	\$15.00	\$25.00	\$35.00
One-Day Exhibit Guest Pass (adult)	n/a	n/a	\$10.00
One-Day Exhibit Guest Pass (child over 6, under 9)	n/a	n/a	\$5.00
Badge Replacement	n/a	n/a	\$5.00
VIP (includes principals, superintendents)* <i>*All VIP guests must be registered for the conference</i>	Free	Free	Free

Deadline (postmark date) for paper registration: September 17, 2004

Deadline (until midnight) for online registration: September 21, 2004

The registration desk opens at 8:00AM on Thursday, October 14, 2004

Conference Registration Refund Policies

1. Full registration refunds are available for cancellation requests made through September 30.
2. No registration refunds will be made for cancellations made after September 30, except for emergency situations. These will be reviewed on a case-by-case basis.
3. Refunds must be requested in writing (email to membership@faea.org is acceptable) no later than October 31, 2004. No refund requests will be accepted after this date.
4. All refunds will be issued after the conference is completed.



52nd Annual Florida Art Education Association Conference

October 14-17, 2004 • St. Petersburg Hilton

Registration Information: Register only one person on this form. Payment in full must accompany this form. **NO** purchase orders will be accepted without a check attached. Pre-registration extends through September 17, 2004. **(FINAL POSTMARK DATE)**. After that date, registration will be on-site.

Name: _____ NBCT

Home Address: _____ City/State: _____ Zip Code: _____

Telephone: () _____ Fax: () _____ Email: _____

Job Title: _____

School/Work Name: _____

School/Work Address: _____

City/State: _____ Zip Code: _____

Telephone: () _____ Fax: () _____ Email: _____

County Employed In: _____

Please Check One

- Active Art Educator
- Undergraduate Student (Fulltime)
- Retired

Please Check On

- Elementary
- Middle
- High

Please Check One

- Museum Education
- Administration/Supervision
- Higher Education

Membership Fees

FAEA membership is required for registration. FAEA membership runs from October 1 thru September 30 and must be current in order to process conference registration. Any membership paid prior to June 30, 2004 must be renewed now for the 2004-05 membership year.

	Number of Persons	Pre-Registration (postmarked by 9/17)	Total
2004 – 05 Membership – Active (October 1 – September 30)	1	\$40	_____
2004 – 05 Membership – Undergraduate (October 1 – September 30)	1	\$15	_____
2004 – 05 Membership – Retired (October 1 – September 30)	1	\$20	_____
Conference Registration Fees			
Member/Instructor (Anyone teaching registers as a Member/Instructor).	1	\$120	_____
Undergraduate Student Registration (Student must be full time)	1	\$45	_____
All Day Workshops (TOTAL FROM PAGE 2) ____PAY ONLY FOR 1 ST CHOICES)	_____	\$50	_____
Major Workshops/Tours ____PAY ONLY FOR 1 ST CHOICES)	_____	\$30	_____
Box Lunch(es) _____	_____	\$10	_____
Gala _____	_____	\$25	_____
		Total for Conference	_____

MAKE CHECK PAYABLE TO:
 Florida Art Education Association
MAIL TO:
 207 Office Plaza
 Tallahassee, FL 32301
 Telephone: (850)205-0068/ Fax: (850)942-1793
 Email: membership@faea.org
 For more conference information: www.faea.org

MC ___ Visa ___ AMEX ___ Discover ___ Exp. Date ___
 CC Number _____ CVT#* _____
 Cardholder Name _____
 _____ (Print)
 Billing Zip Code _____
 Signature _____
*This is the last 3 or 4 digits on the back or front of your credit card

**NOTE: Please pay for FIRST CHOICES only.
Do not pay for second or third choices**

Day/Time	Conf. #	Title	Amount
<i>All Day Workshops - \$50 (per workshop)</i>			
Thursday 9:00-4:00			
Friday 9:00-4:00			
<i>First Choice</i>			
<i>Second Choice</i>			
<i>Third Choice</i>			
<i>Major Workshops - \$30 (per workshop)</i>			
Thursday 9:00AM-12:00PM			
<i>First Choice</i>			
<i>Second Choice</i>			
<i>Third Choice</i>			
Thursday 1:00-4:00PM			
<i>First Choice</i>			
<i>Second Choice</i>			
<i>Third Choice</i>			
Thursday 7:00-10:00PM			
Friday 9:00AM-12:00PM			
<i>First Choice</i>			
<i>Second Choice</i>			
<i>Third Choice</i>			
Friday 1:00-3:50PM			
<i>First Choice</i>			
<i>Second Choice</i>			
<i>Third Choice</i>			
Saturday 9:00AM-12:00PM			
<i>First Choice</i>			
<i>Second Choice</i>			
<i>Third Choice</i>			
Saturday 1:00-3:50PM			
<i>First Choice</i>			
<i>Second Choice</i>			
<i>Third Choice</i>			
Sunday 9:00AM-12:00PM			
<i>First Choice</i>			
<i>Second Choice</i>			
Friday 1:00-4:00PM Tour - \$30			
Friday Box Lunch \$10			
Saturday Box Lunch \$10			

Total _____

**Please Return to:
FAEA • 207 Office Plaza • Tallahassee, Florida 32301-2807
POSTMARK by September 17, 2004**

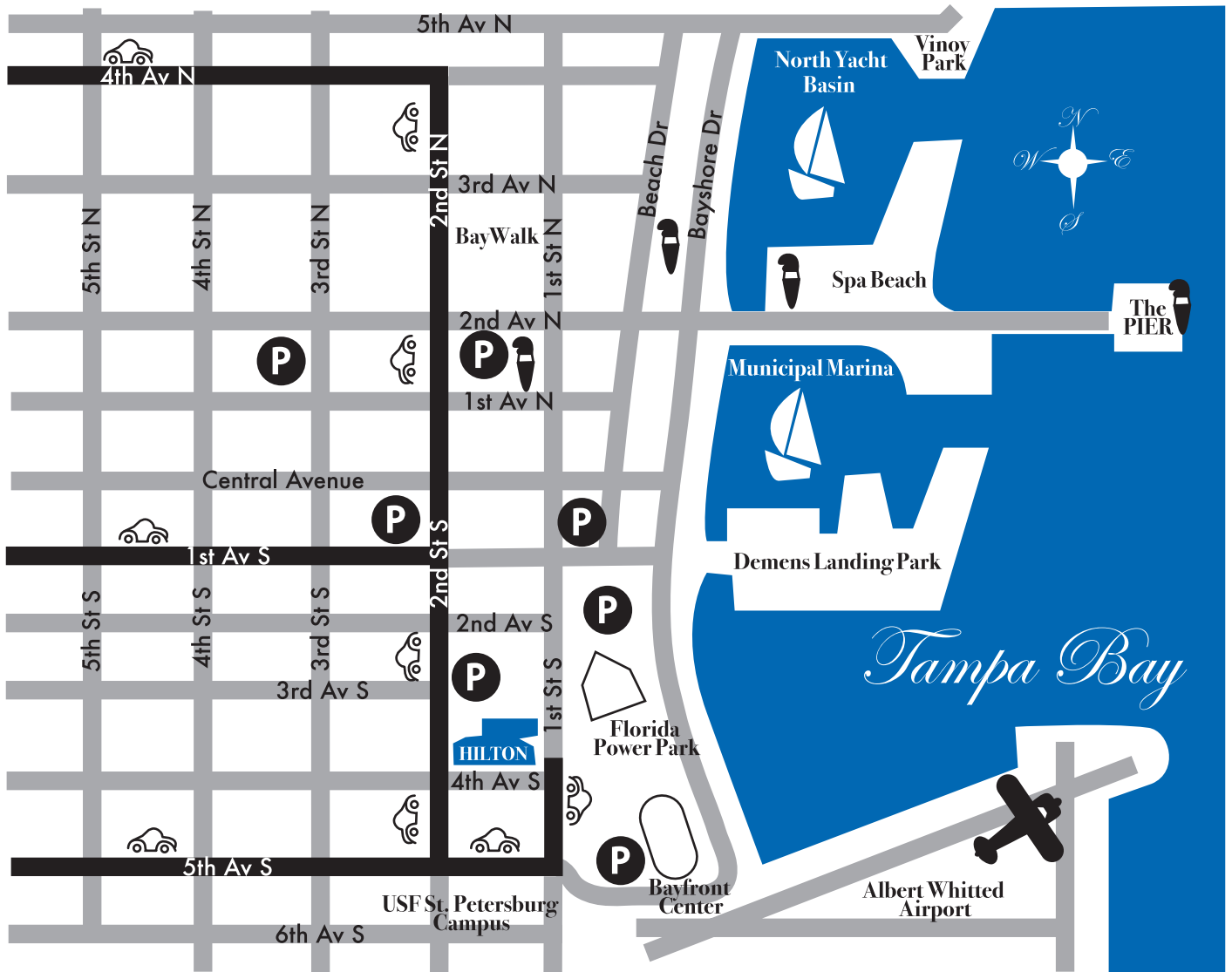
Workshop Fees and Refunds

1. Workshop, tour, box lunch and Gala tickets, once purchased, are non-refundable except under the following circumstances:
2. When paper pre-registration is used it is possible for a member to overpay for workshop reservations, e.g. the member's first choice is a \$40.00 workshop that is full. If the member's second choice is a \$20.00 workshop the member has a credit of \$20.00 or if the member did not indicate a second choice then there is a \$40.00 credit. This credit can be applied at the conference registration desk for one or more workshops that still have open seats, for box lunches, tickets for the conference Gala, tour or the member may request a refund of the full or partial credit amount depending on the choices made by the member. Once the credit is used to purchase tickets to another conference event the money is non-refundable.
3. The converse of item #2 is also possible: If a member's first choice is a \$20.00 workshop and it is full, and the second choice is a \$40.00 workshop then the member will be registered for their second choice, but will be required to pay the remaining amount due at the conference registration desk when they pick up their registration package.
4. Every effort will be made to transfer/honor second and third choice workshops. If a first choice workshop is full, and fees are applied to a second or third place workshop, these fees are not refundable.
5. Purchased workshop tickets may be exchanged for a different workshop with other conference attendees through the message board located at conference registration. Registration workers are not responsible for making or arranging for these exchanges.
6. Open (unsold) workshop seats will be posted at the Conference Registration desk. Tickets are available on a first-come-first served basis and are not refundable.
7. Workshop tickets are a guarantee of placement. No-show seats cannot be resold.
8. Tickets to a workshop that is cancelled may be exchanged or refunded.

Fresh Paint is a quarterly publication of the Florida Art Education Association, Inc. The purpose of this publication is to provide membership information. It is published and mailed to the membership in the spring (March), summer (May), fall (August), and winter (December) by the Florida Art Education Association, 207 Office Plaza Drive, Tallahassee, Florida. 32301-2807. Periodical postage pending at Tallahassee, Florida. POSTMASTER: Send address changes to Fresh Paint 207 Office Plaza Drive Tallahassee, Florida 32301-2807.

Notes

MAP and DIRECTIONS



Hilton St. Petersburg
3331st Street South
Phone 727•894•5000



From North I-75 (Tampa) take I-275 to St. Petersburg.

Stay on I-275 to EXIT 10/I-375, stay on I-375 until EXIT 2. Proceed on 4th Avenue North turn right on 2nd Street North. Stay on 2nd Street until 5th Avenue South - Turn Left - go one block Turn left again Hilton is one block on left.

Parking available on grounds

From South I-75 to I-275 St. Petersburg

EXIT 9/I-175 follow exit to 1st Street South. Turn left go one block to Hilton on left.

Parking available on grounds

From West local traffic

Take 1st Avenue South to 2nd Street South - turn right - stay on 2nd until 5th Avenue South - turn left - go one block, turn left on 1st Street South. Hilton is one block on left.

Parking available on grounds


a Brush with History

FAEA CONFERENCE REGISTRATION
Florida Art Education Association
St. Petersburg • Florida
October 14 - 17 2004



Painting "A New Age" by Christopher M. Still

WWW.FAEA.ORG



PRST STD
US Postage
PAID
St. Petersburg, FL
Permit No. 2057